



US00D820466S

(12) **United States Design Patent**
Matsushita

(10) **Patent No.:** **US D820,466 S**
(45) **Date of Patent:** **** Jun. 12, 2018**

(54) **MASSAGING TOOL**

(71) Applicant: **MTG CO., LTD.**, Nagoya-shi, Aichi (JP)

(72) Inventor: **Tsuyoshi Matsushita**, Nagoya (JP)

(73) Assignee: **MTG CO., LTD.**, Nagoya-shi, Aichi (JP)

(**) Term: **15 Years**

(21) Appl. No.: **29/595,198**

(22) Filed: **Feb. 27, 2017**

(30) **Foreign Application Priority Data**

Aug. 30, 2016 (JP) 2016-018555

(51) **LOC (11) Cl.** **28-03**

(52) **U.S. Cl.**
USPC **D24/215**

(58) **Field of Classification Search**
USPC D24/200, 211, 212, 213, 214, 215;
601/18, 19, 27, 28, 29, 30, 31, 32, 46, 48,
601/49, 52, DIG. 12, DIG. 14, DIG. 15,
601/DIG. 16, DIG. 17
CPC A61H 15/00; A61H 15/0092; A61H
2015/0014; A63B 21/4043; A63B
21/4049

See application file for complete search history.

(56) **References Cited**

U.S. PATENT DOCUMENTS

D408,544 S * 4/1999 Kalat D24/211
D666,304 S * 8/2012 Matsushita D24/215

D668,771 S * 10/2012 Matsushita D24/211
D669,998 S * 10/2012 Matsushita D24/215
D725,788 S * 3/2015 Matsushita D24/211
D725,789 S * 3/2015 Matsushita D24/211
D728,115 S * 4/2015 Matsushita D24/211
2014/0288473 A1* 9/2014 Matsushita A61H 15/00
601/137
2017/0326021 A1* 11/2017 Matsushita A61N 1/26

OTHER PUBLICATIONS

Refa, "ReFa S Carat Ray", Feb. 23, 2018. http://www.refa.net/en/itern/refa_s_carat_ray/. Shown on p. 1. (Year: 2018).*

* cited by examiner

Primary Examiner — Cynthia Ramirez

Assistant Examiner — Michael A Maharajh

(74) *Attorney, Agent, or Firm* — Sughrue Mion, PLLC

(57) **CLAIM**

The ornamental design for massaging tool, as shown and described.

DESCRIPTION

FIG. 1 is a perspective view of massaging tool showing my new design;
FIG. 2 is a front view thereof;
FIG. 3 is a rear view thereof;
FIG. 4 is a left side view thereof;
FIG. 5 is a right side view thereof;
FIG. 6 is a top view thereof; and,
FIG. 7 is a bottom view thereof.
The broken lines in the drawings are for the purpose of illustrating portions of the massage tool which form no part of the claimed design.

1 Claim, 4 Drawing Sheets

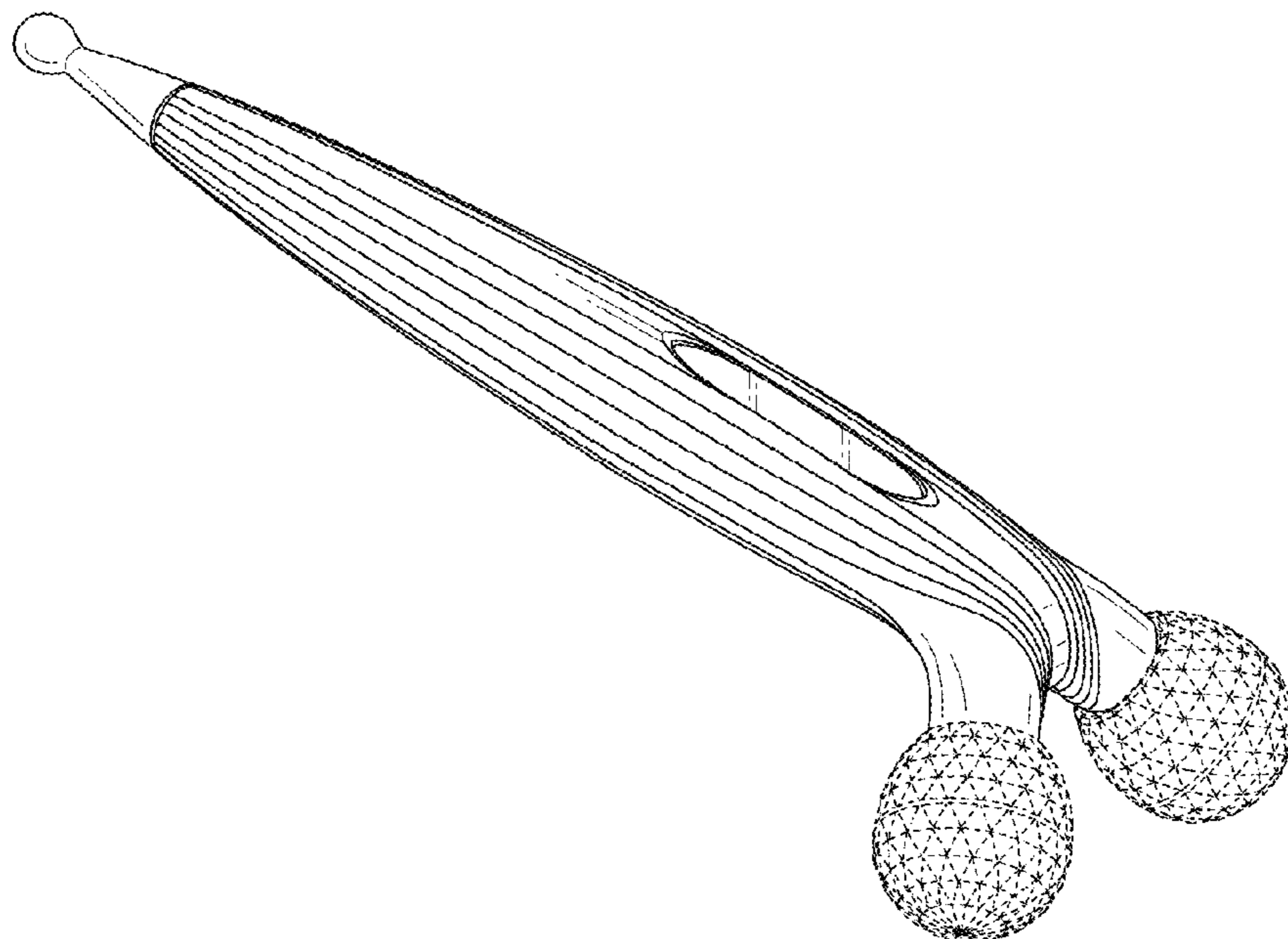


Fig. 1

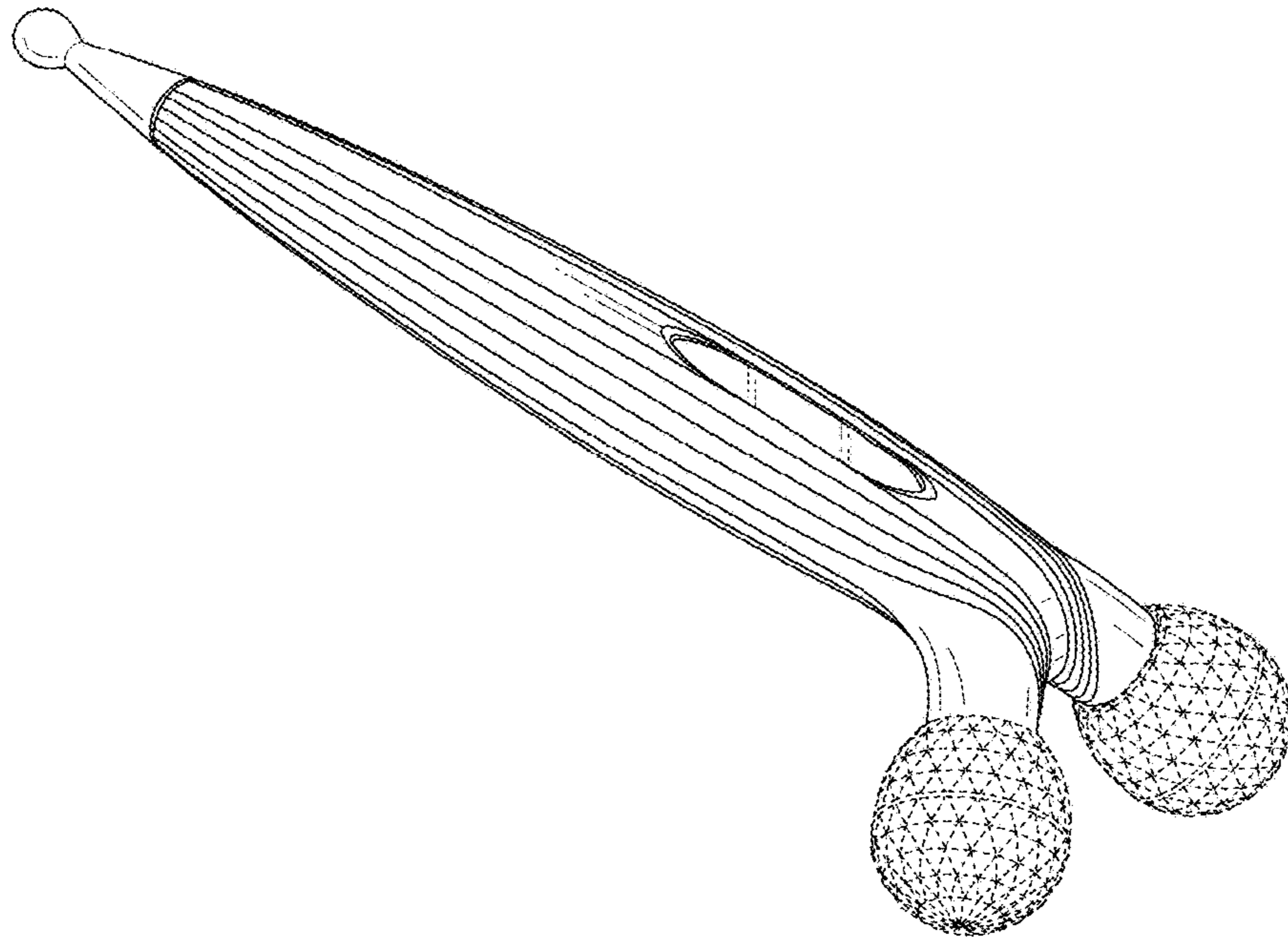


Fig. 2




Fig. 3

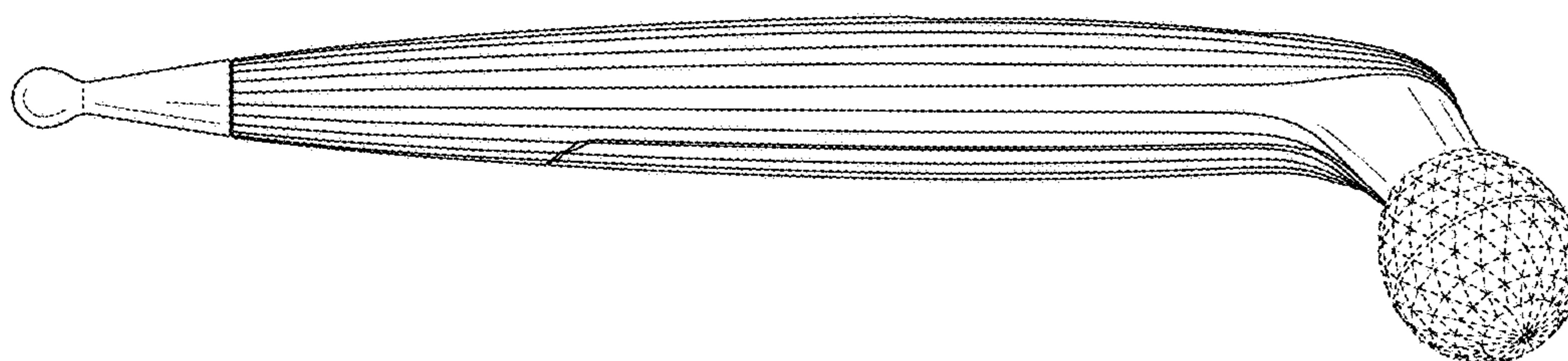


Fig. 4

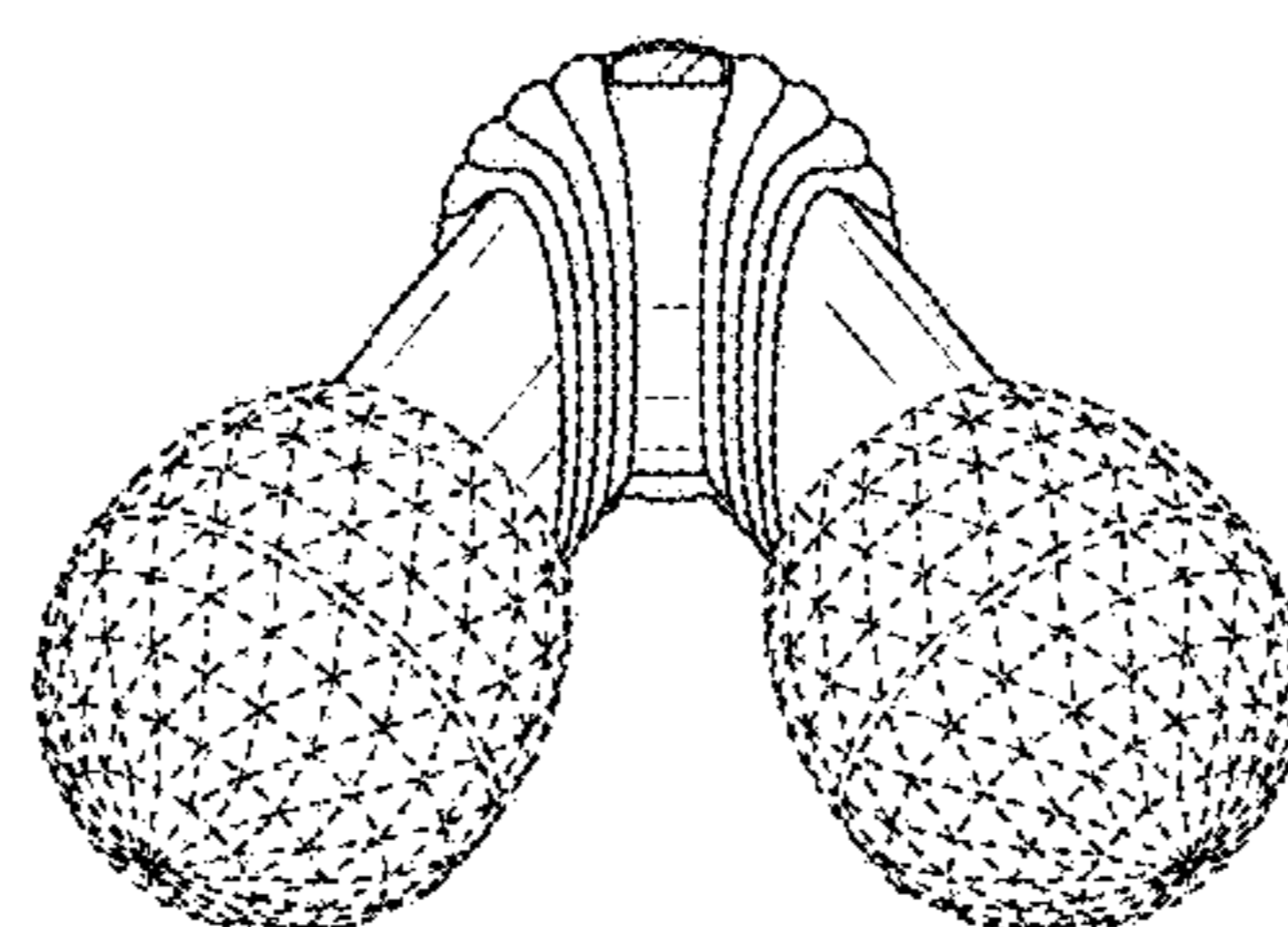


Fig. 5

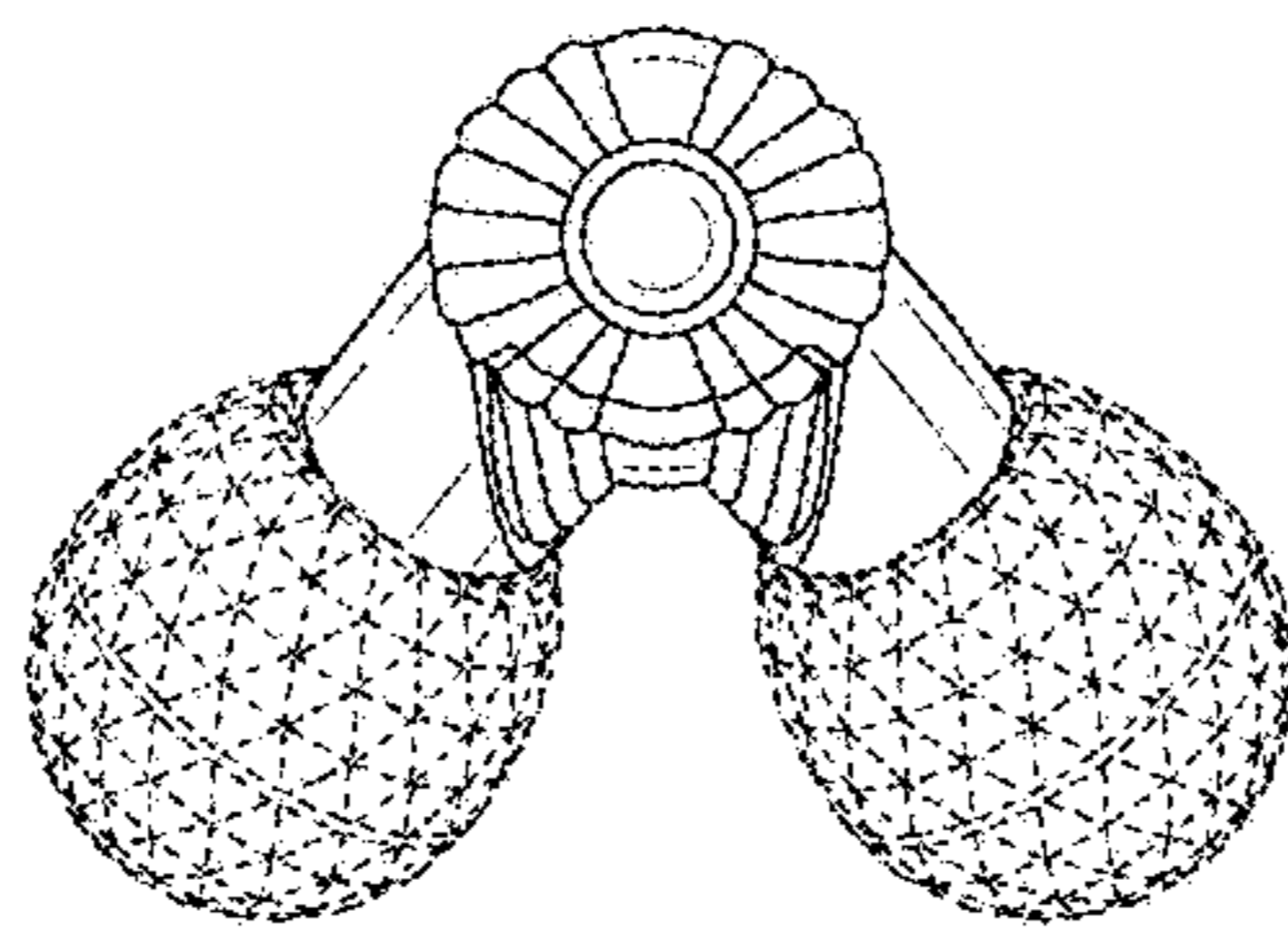


Fig. 6

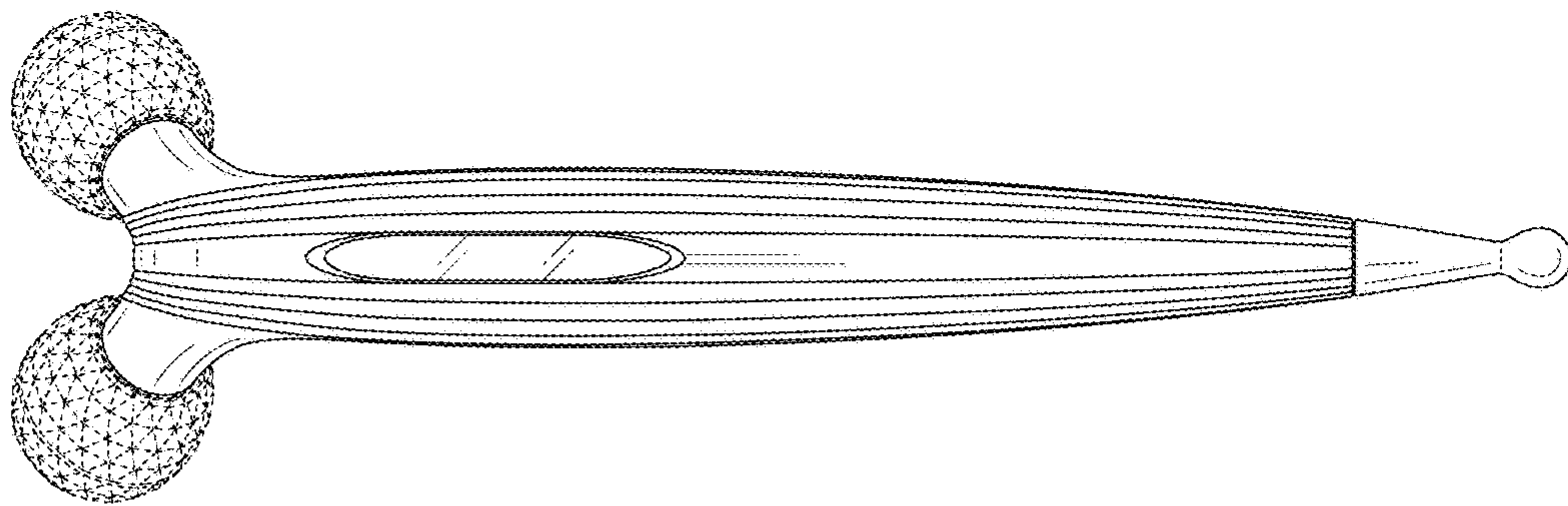


Fig. 7

