



US00D820464S

(12) **United States Design Patent**
Gabriele et al.

(10) **Patent No.:** **US D820,464 S**
(45) **Date of Patent:** **** Jun. 12, 2018**

(54) **HAIR REMOVAL APPARATUS**
(71) Applicant: **KONINKLIJKE PHILIPS N.V.**,
Eindhoven (NL)
(72) Inventors: **Nathan Alan Gabriele**, Amsterdam
(NL); **Roeland Gerard Krooshof**,
Rotterdam (NL)
(73) Assignee: **KONINKLIJKE PHILIPS N.V.**,
Eindhoven (NL)
(**) Term: **15 Years**
(21) Appl. No.: **35/502,165**
(22) Filed: **Jun. 27, 2016**
(80) **Hague Agreement Data**
Int. Filing Date: **Jun. 27, 2016**
Int. Reg. No.: **DM/091368**
Int. Reg. Date: **Jun. 27, 2016**
Int. Reg. Pub. Date: **Dec. 30, 2016**

(30) **Foreign Application Priority Data**
Jan. 8, 2016 (EM) 002937771-0001
(51) **LOC (11) Cl.** **28-03**
(52) **U.S. Cl.**
USPC **D24/209**
(58) **Field of Classification Search**
USPC D24/209, 144, 133, 200, 187, 215, 146;
601/6; 362/115
CPC A61H 7/005; A45D 26/0042
See application file for complete search history.

(56) **References Cited**
U.S. PATENT DOCUMENTS
3,906,940 A * 9/1975 Kawada A61H 7/005
601/6
4,988,354 A * 1/1991 Locke A45D 26/0042
362/115

D535,746 S * 1/2007 Grove D24/144
D653,811 S * 2/2012 BenZion D24/133
D655,041 S * 2/2012 Grabes D24/133
D664,295 S * 7/2012 Grabes D24/133
D705,939 S * 5/2014 Bradley D24/209
D705,992 S * 5/2014 Levi D24/133
D738,517 S * 9/2015 Karim D24/200
D745,686 S * 12/2015 Personelli D24/187
D759,256 S * 6/2016 Chen D24/200
D759,261 S * 6/2016 Son D24/215
D771,389 S * 11/2016 Since D24/200
D776,873 S * 1/2017 Levi D24/133
D776,874 S * 1/2017 Kling D24/133
D787,083 S * 5/2017 Ely D24/209
D789,604 S * 6/2017 Levi D24/133
D791,960 S * 7/2017 Guanying D24/209
D794,784 S * 8/2017 Bradley D24/133
D794,854 S * 8/2017 Zepter D24/200
D797,287 S * 9/2017 de Albuquerque D24/146
D797,302 S * 9/2017 Vahlensieck D24/209

* cited by examiner

Primary Examiner — Rhea Shields

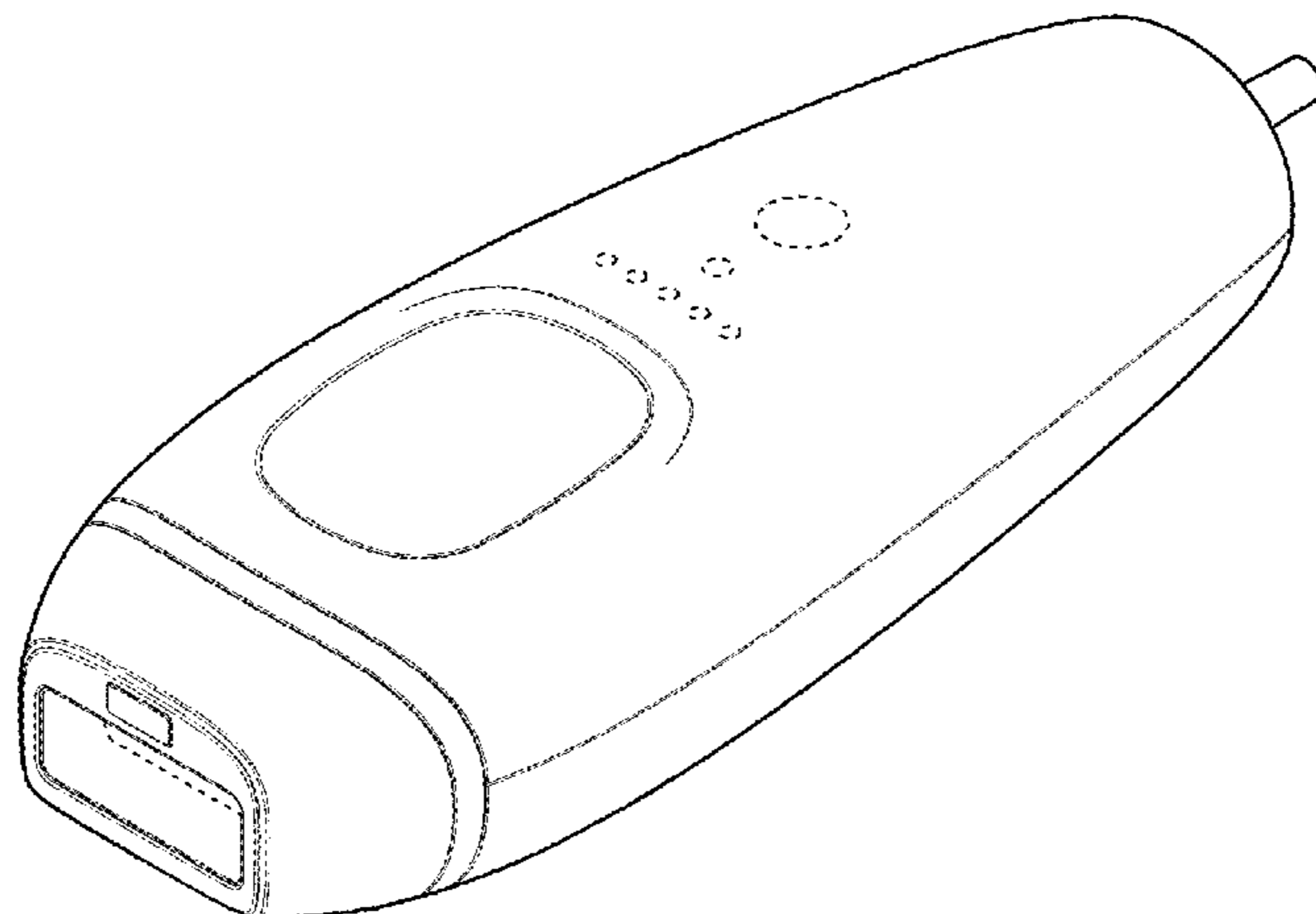
(57) **CLAIM**

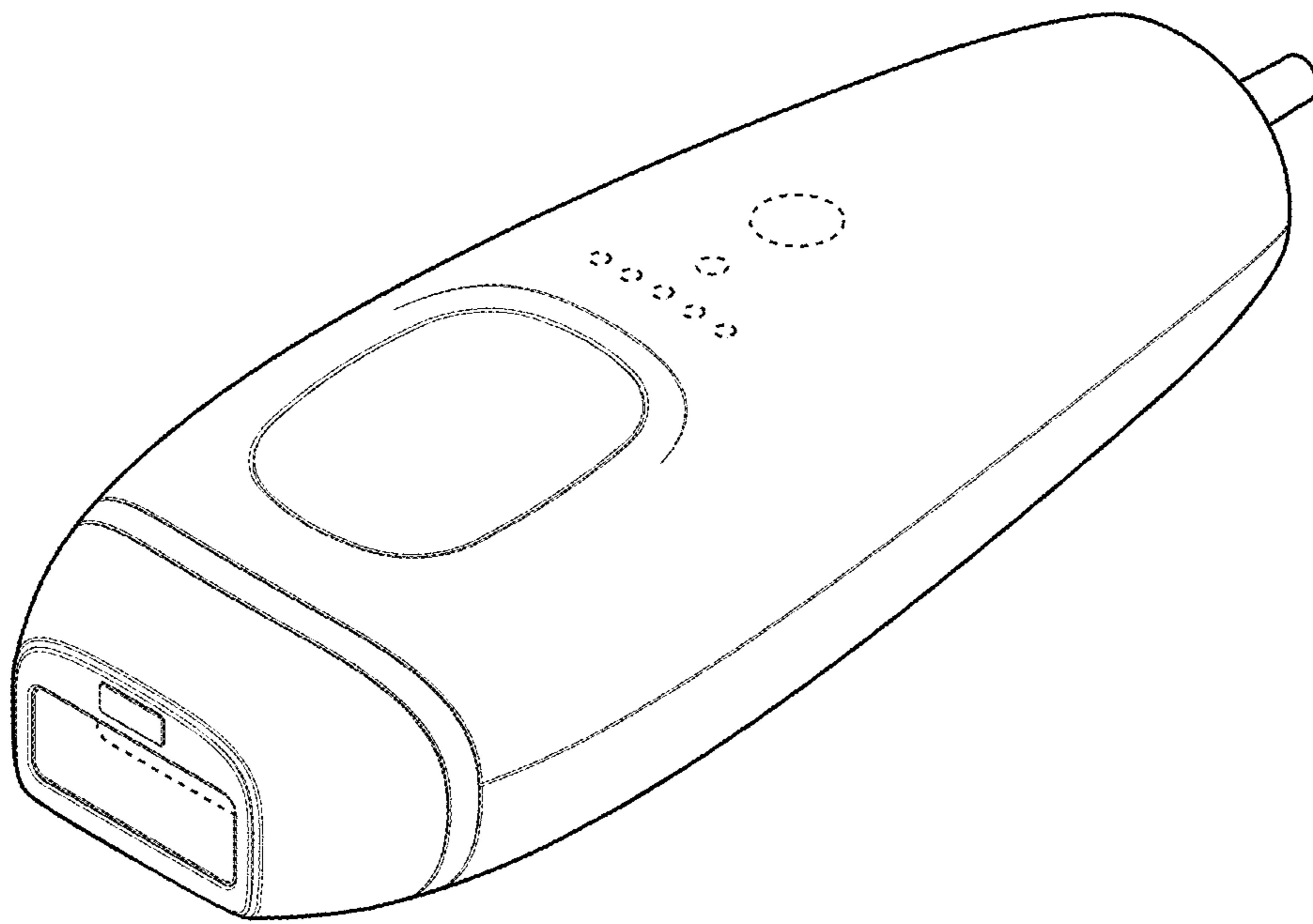
The ornamental design for a hair removal apparatus, as shown and described.

DESCRIPTION

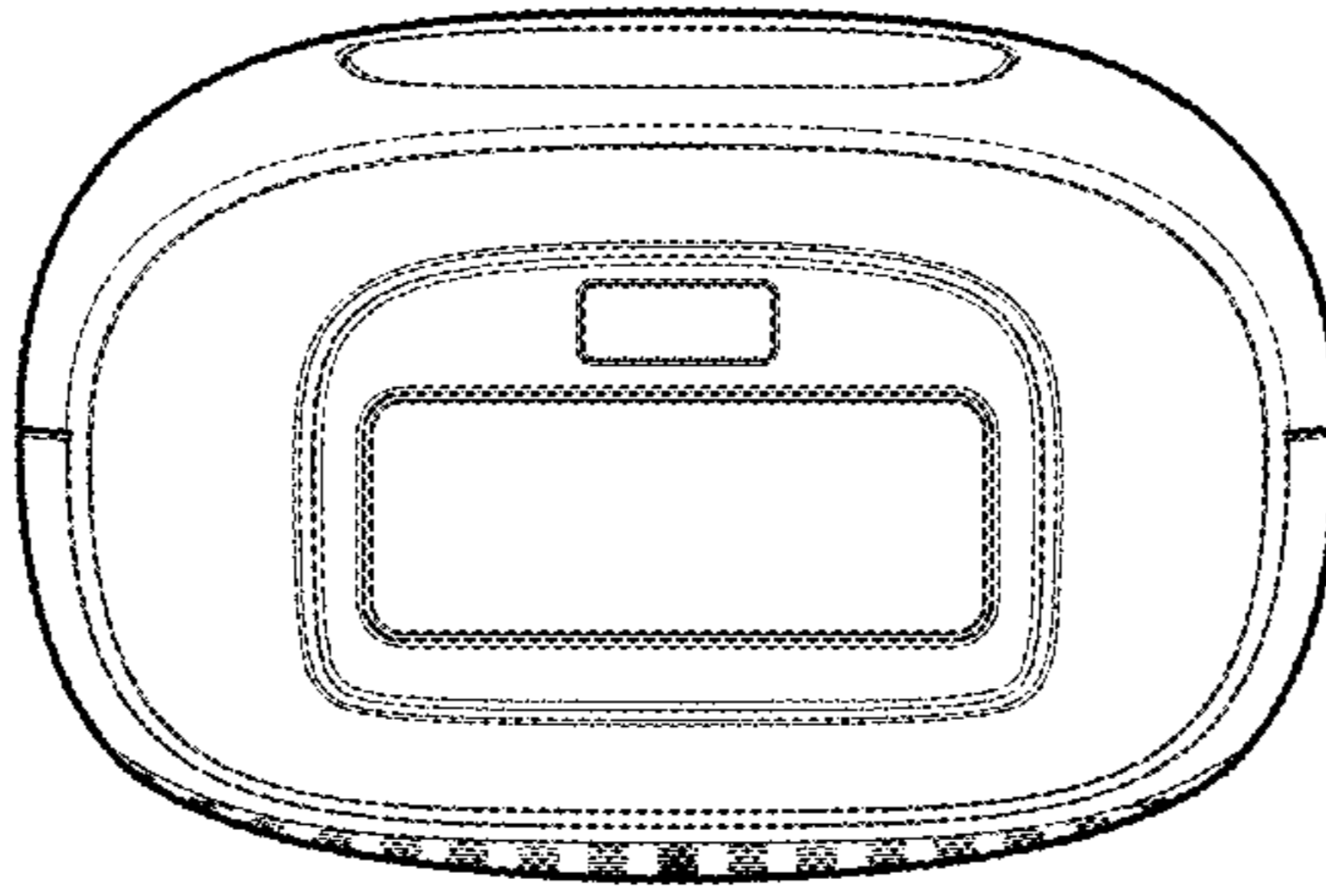
1. Hair removal apparatus
1.1 is a perspective view showing the hair removal apparatus of our design;
1.2 is a front elevational view thereof;
1.3 is a rear elevational view thereof;
1.4 is a left side elevational view thereof;
1.5 is a right side elevational view thereof;
1.6 is a top plan view thereof; and
1.7 is a bottom plan view thereof.
The portions of the hair removal apparatus shown in broken lines are included for the purpose of illustrating unclaimed portions of the hair removal apparatus and form no part of the claimed design.

1 Claim, 4 Drawing Sheets

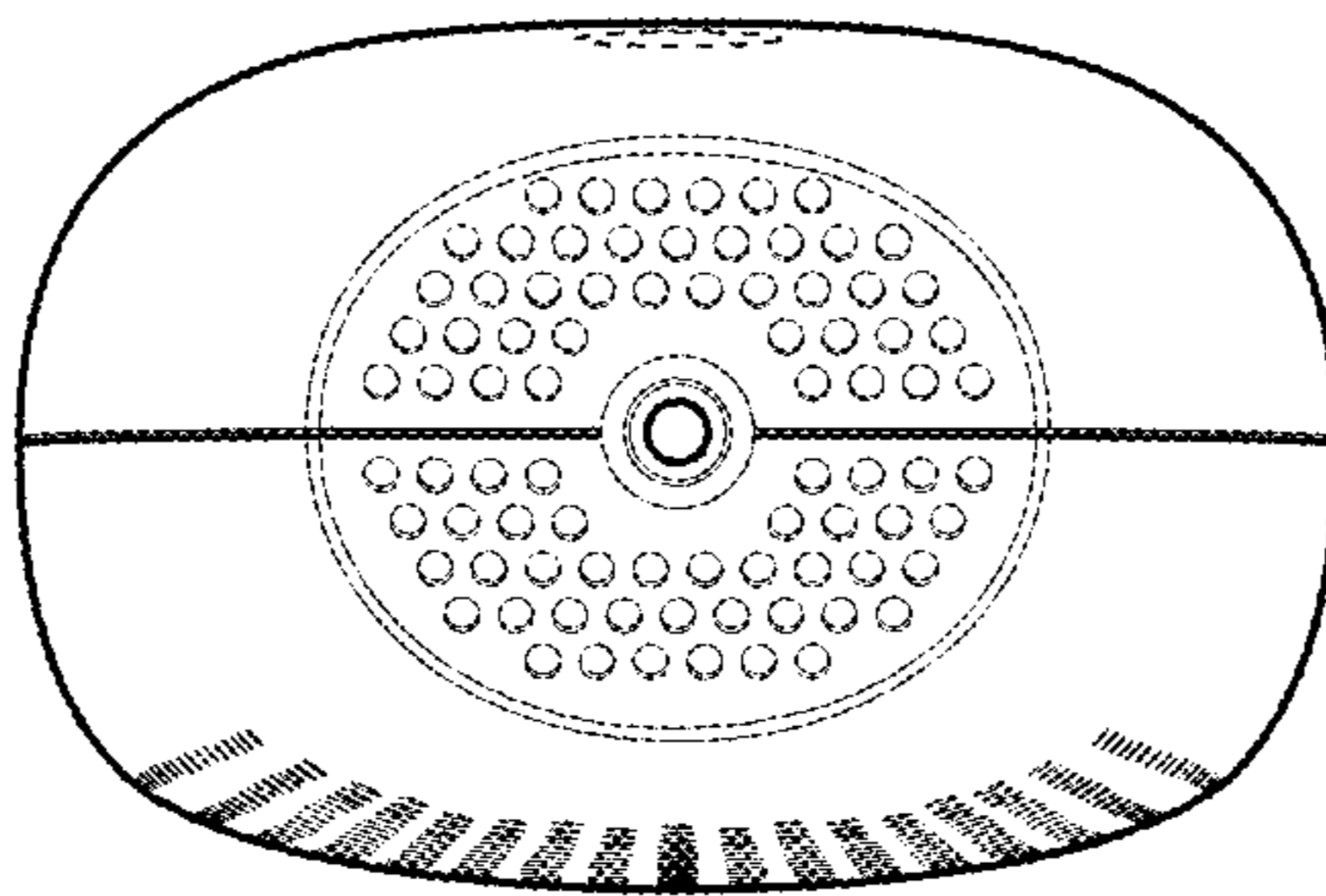




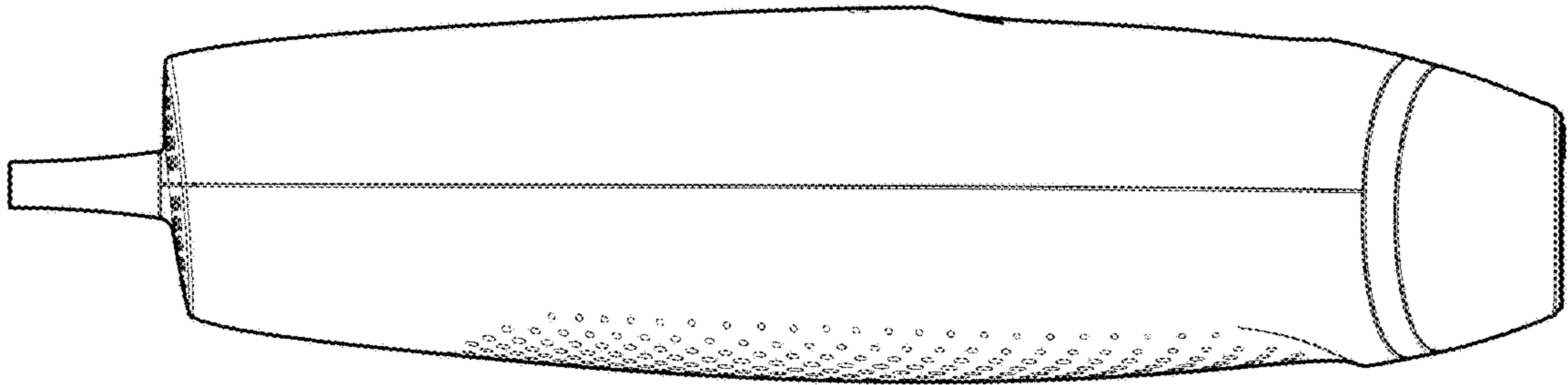
1.1




1.2



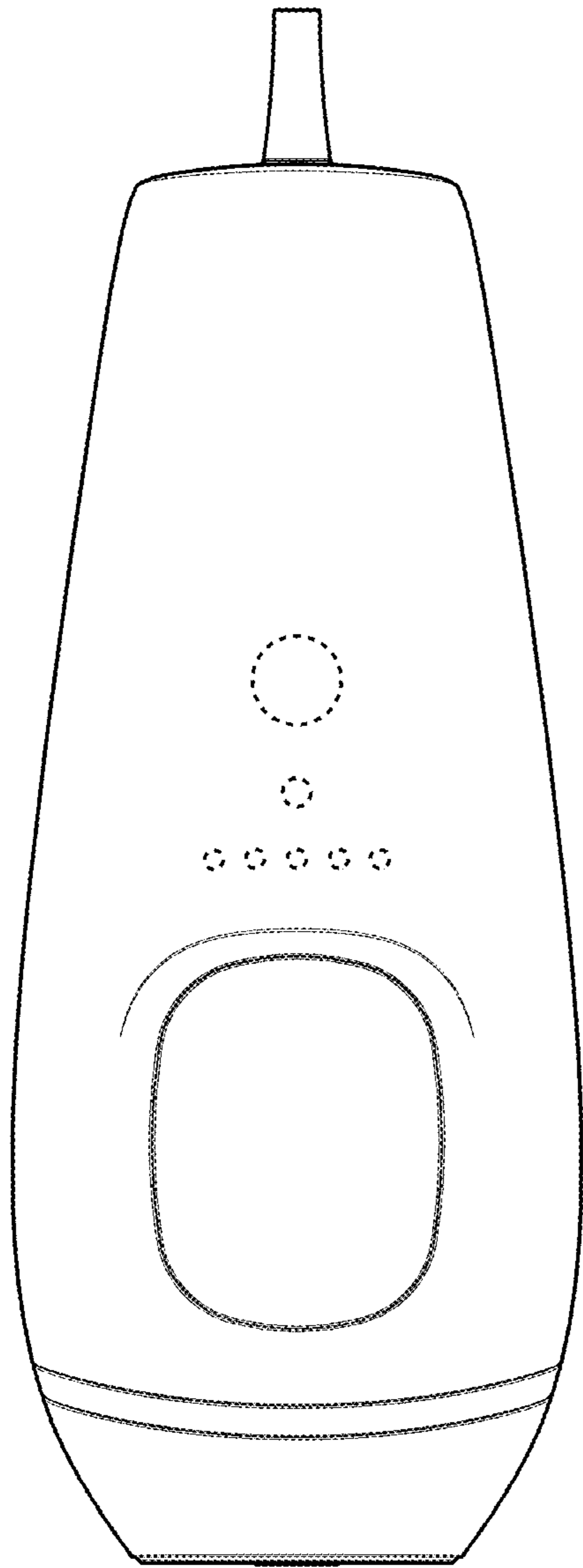
1.3



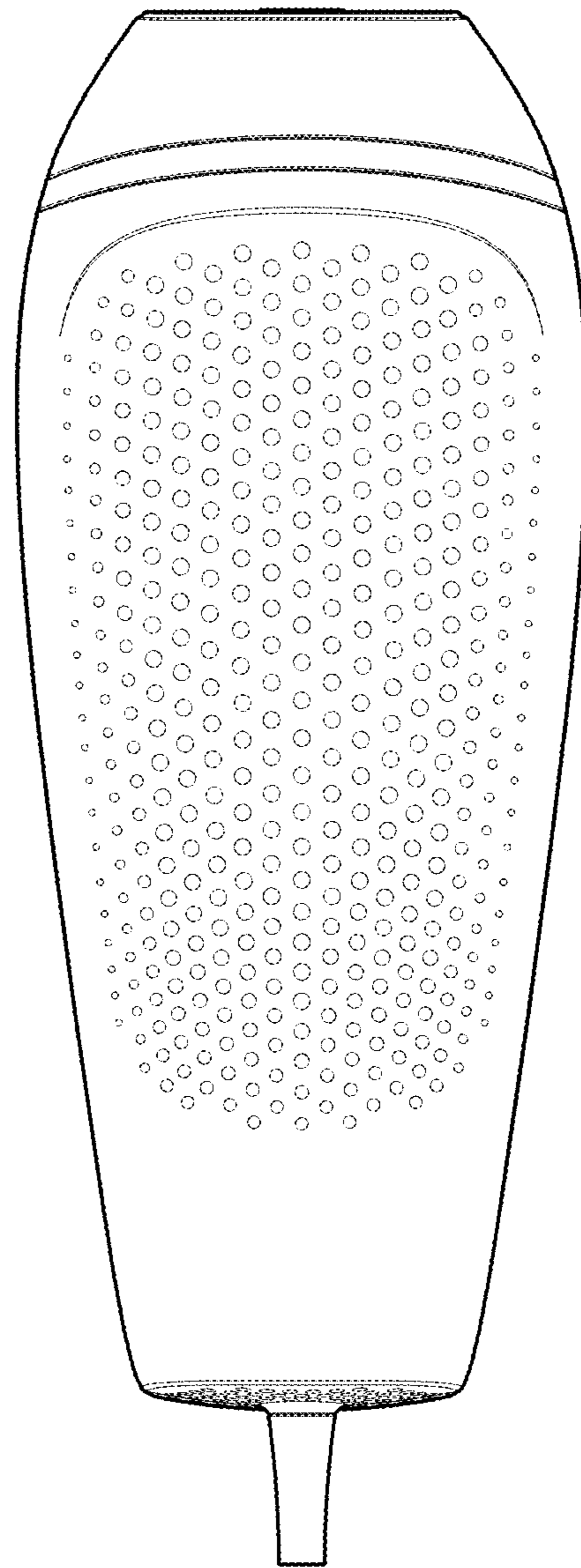
1.4



1.5



1.6



1.7