



US00D820434S

(12) **United States Design Patent** (10) **Patent No.:** **US D820,434 S**  
**Bergman** (45) **Date of Patent:** **\*\* Jun. 12, 2018**

(54) **EARLESS FILTER MASK**

(71) Applicant: **Marleen Myers Bergman**, Houston, TX (US)

(72) Inventor: **Marleen Myers Bergman**, Houston, TX (US)

(\*\*) Term: **15 Years**

(21) Appl. No.: **29/578,394**

(22) Filed: **Sep. 21, 2016**

(51) **LOC (11) Cl.** ..... **29-02**

(52) **U.S. Cl.**  
USPC ..... **D24/110.1**

(58) **Field of Classification Search**  
USPC ..... D24/110.1-110.2; D29/108, 110  
CPC ..... A62B 18/025; A62B 23/025; A41D 13/11;  
A41D 13/1107; A41D 13/1115; A41D  
13/113; A41D 13/1161  
See application file for complete search history.

(56) **References Cited**

**U.S. PATENT DOCUMENTS**

2,634,725	A *	4/1953	Lo Presti	.....	A41D 13/11 128/206.19
D229,127	S *	11/1973	Franklin	.....	D29/108
D270,110	S *	8/1983	Moore	.....	128/201.15
4,641,379	A *	2/1987	Martin	.....	A41D 13/1161 128/206.28
D326,541	S *	5/1992	McBrearty, Jr.	.....	D24/110.1
D340,317	S *	10/1993	Cole	.....	D24/110.1
5,511,541	A *	4/1996	Dearstine	.....	A62B 9/003 128/201.13
D377,241	S *	1/1997	Kenner	.....	D24/190
D420,769	S *	2/2000	White	.....	D24/110.1
6,338,340	B1 *	1/2002	Finch	.....	A62B 18/084 128/205.27
6,928,657	B2 *	8/2005	Bell	.....	A41D 13/1161 128/206.12
6,941,949	B2 *	9/2005	Amante	.....	A41D 13/1161 128/206.21
7,032,751	B2 *	4/2006	Bell	.....	A41D 13/1161 128/206.19

(Continued)

**OTHER PUBLICATIONS**

International Search Report of the International Searching Authority (USPTO) for international application PCT/US2017/52187 dated Nov. 24, 2017.

(Continued)

*Primary Examiner* — Karen E Kearney

*Assistant Examiner* — Lilyana Bekic

(74) *Attorney, Agent, or Firm* — Basil M. Angelo; Angelo Mikeska PLLC

(57) **CLAIM**


The ornamental design for an earless filter mask, as shown and described.

**DESCRIPTION**

FIG. 1 is a front elevation view of an earless filter mask showing my new design;  
 FIG. 2 is a rear elevation view thereof;  
 FIG. 3 is a left side elevation view thereof;  
 FIG. 4 is a right side elevation view thereof;  
 FIG. 5 is a top plan view thereof;  
 FIG. 6 is a bottom plan view thereof;  
 FIG. 7 is a front view thereof shown in an environment of use;  
 FIG. 8 is a front perspective view thereof shown in an environment of use; and,  
 FIG. 9 is a rear perspective view thereof shown in an environment of use.

The broken line showing of the people in FIGS. 7-9 depicts environment and forms no part of the claimed design. All other broken lines, including the stitching, depict portions of the earless filter mask that form no part of the claimed design.

**1 Claim, 9 Drawing Sheets**



(56)

**References Cited**

U.S. PATENT DOCUMENTS

D636,128 S \* 4/2011 Hancock ..... D29/108  
 D666,364 S \* 8/2012 Votel ..... D29/108  
 D681,881 S \* 5/2013 Pong ..... D29/108  
 9,067,086 B2 \* 6/2015 Danford ..... A62B 18/10  
 D765,237 S \* 8/2016 Danford ..... D24/110.1  
 D767,115 S \* 9/2016 Mingo ..... D24/110.1  
 9,579,540 B1 \* 2/2017 Danford ..... A63B 21/0004  
 2002/0162556 A1 \* 11/2002 Smith ..... A61B 5/087  
 128/207.12  
 2004/0078869 A1 \* 4/2004 Bell ..... A41D 13/1161  
 2/206  
 2004/0118405 A1 \* 6/2004 Amante ..... A41D 13/1161  
 128/206.19  
 2005/0051172 A1 3/2005 Lee  
 2010/0101584 A1 \* 4/2010 Bledstein ..... A62B 18/10  
 128/863

2012/0247474 A1\* 10/2012 Torbenson ..... A62B 18/02  
 128/206.15  
 2013/0319420 A1\* 12/2013 Danford ..... A62B 18/10  
 128/206.21  
 2016/0129287 A1\* 5/2016 Danford ..... A62B 23/025  
 128/863

OTHER PUBLICATIONS

Written Opinion of the International Searching Authority (USPTO) for international application PCT/US2017/52187 dated Nov. 24, 2017.

Video entitled “3M™ Half Facepiece Respirator 7500 Series Training Video—Full” obtained from <https://youtu.be/mIWYMPFwEi8> published Dec. 6, 2013 to Youtube.com.

Video entitled “Respro Techno Anti-Pollution Mask Review” obtained from <https://youtu.be/SO7TKi7MVz8> published Apr. 7, 2016 to Youtube.com.

\* cited by examiner

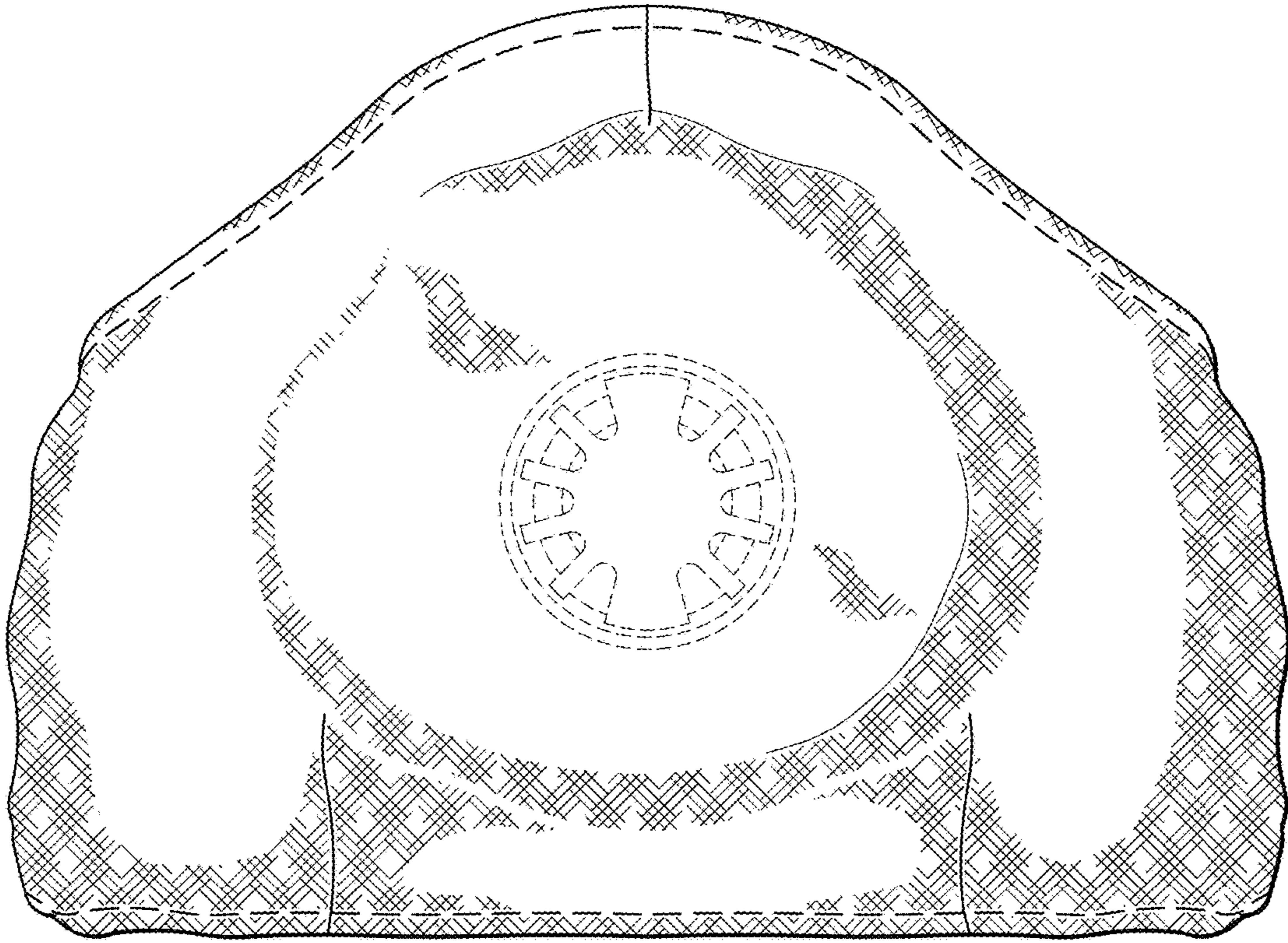


FIG. 1

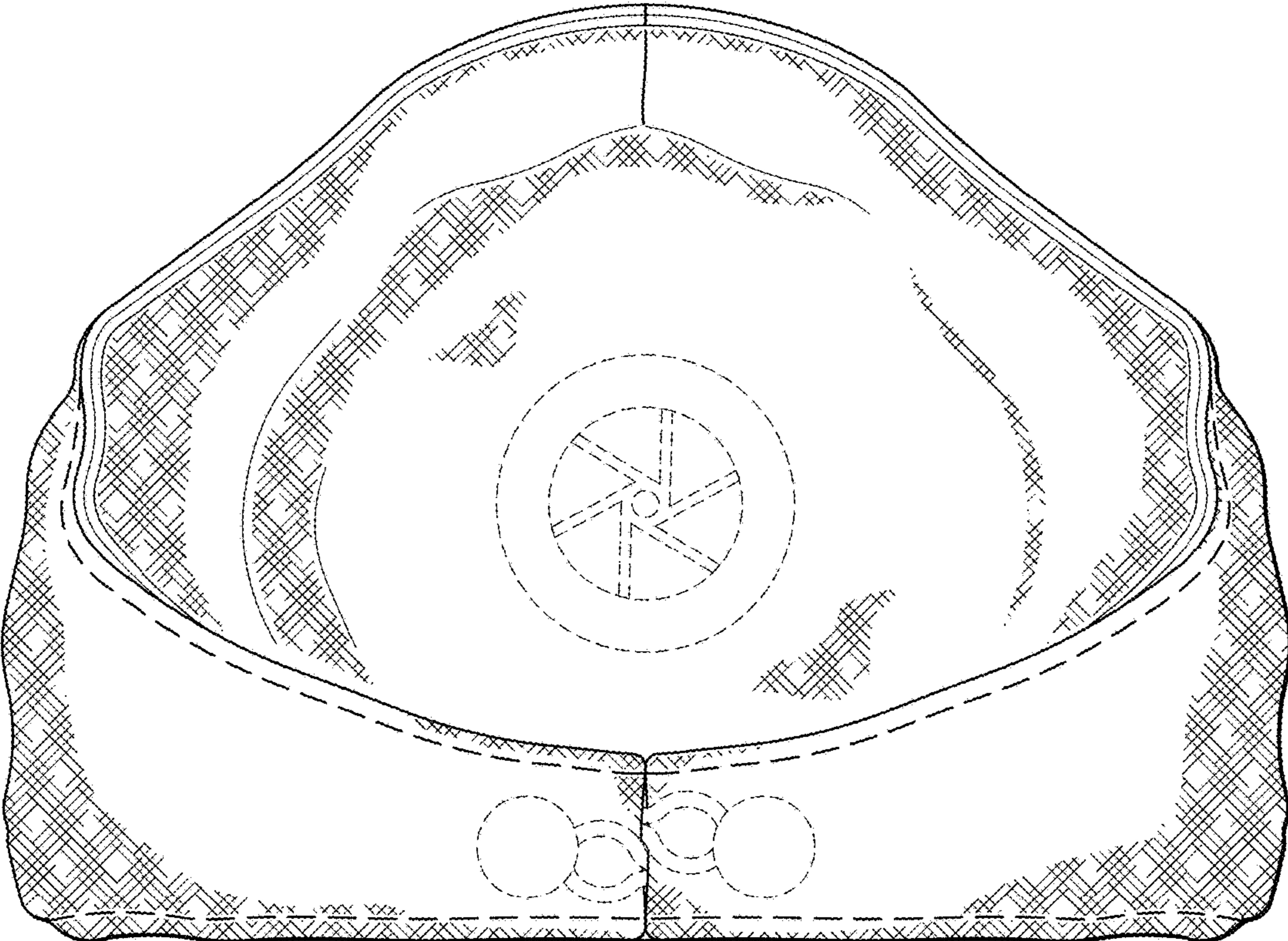


FIG. 2

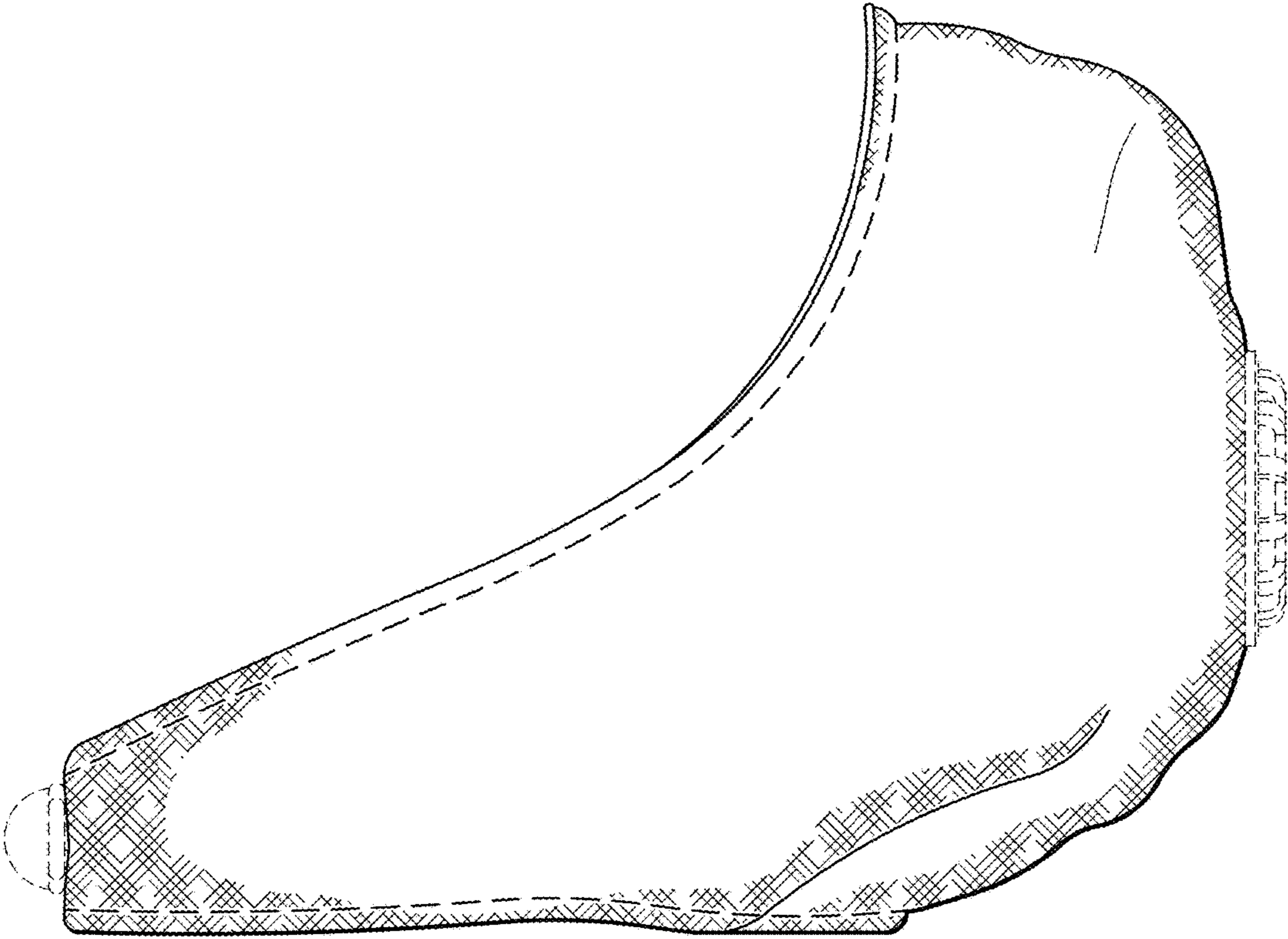


FIG. 3

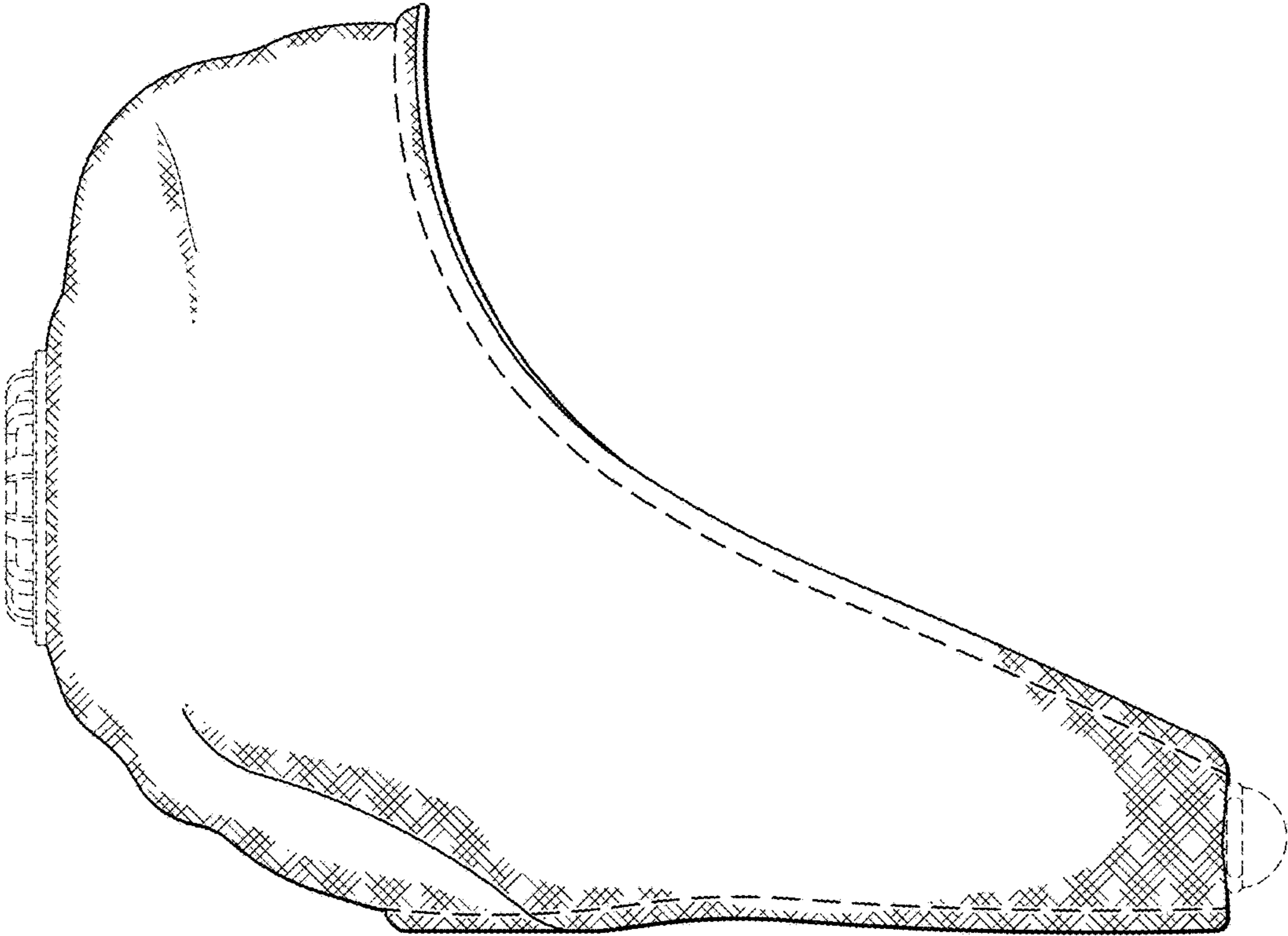


FIG. 4

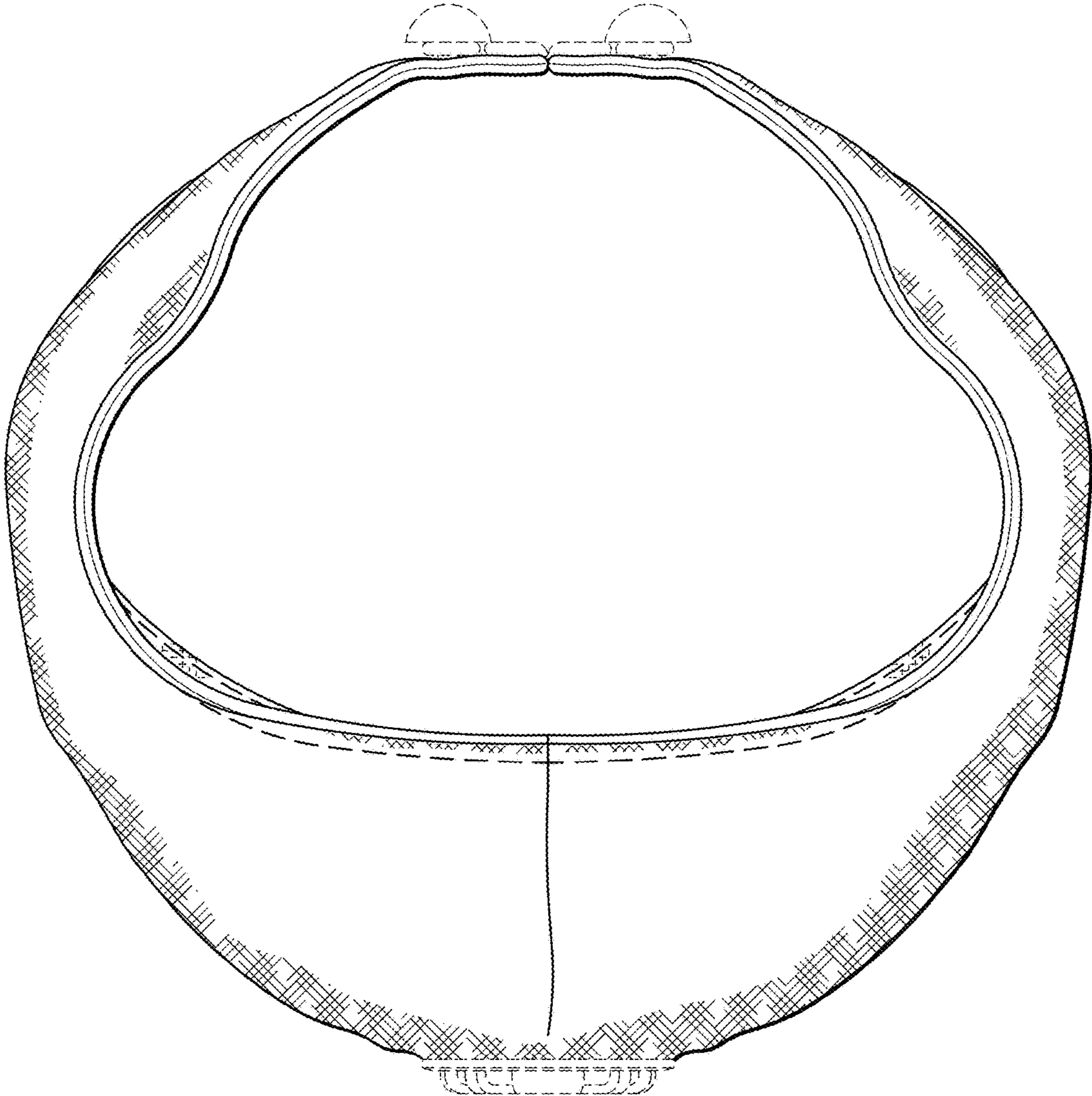


FIG. 5

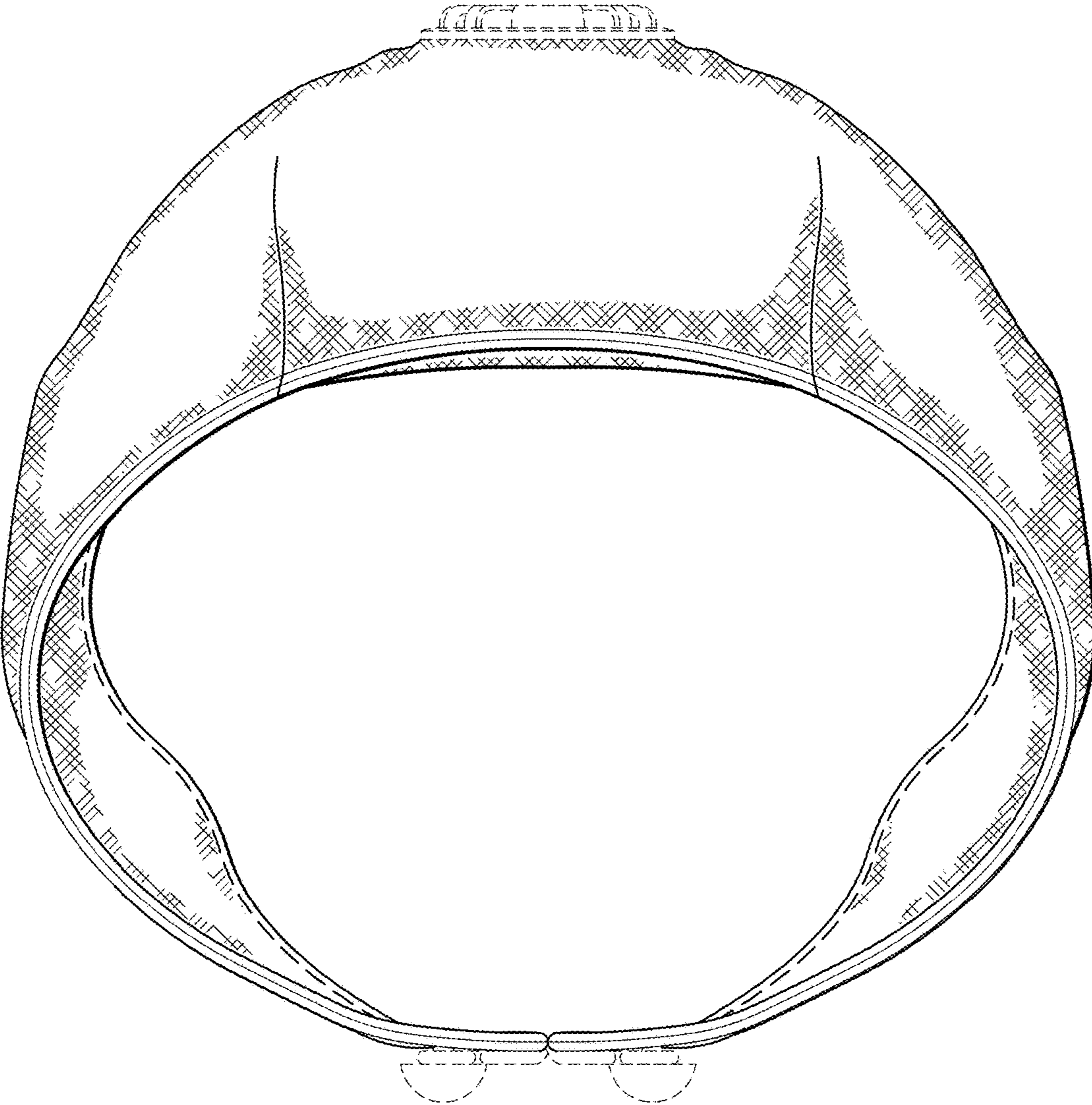


FIG. 6



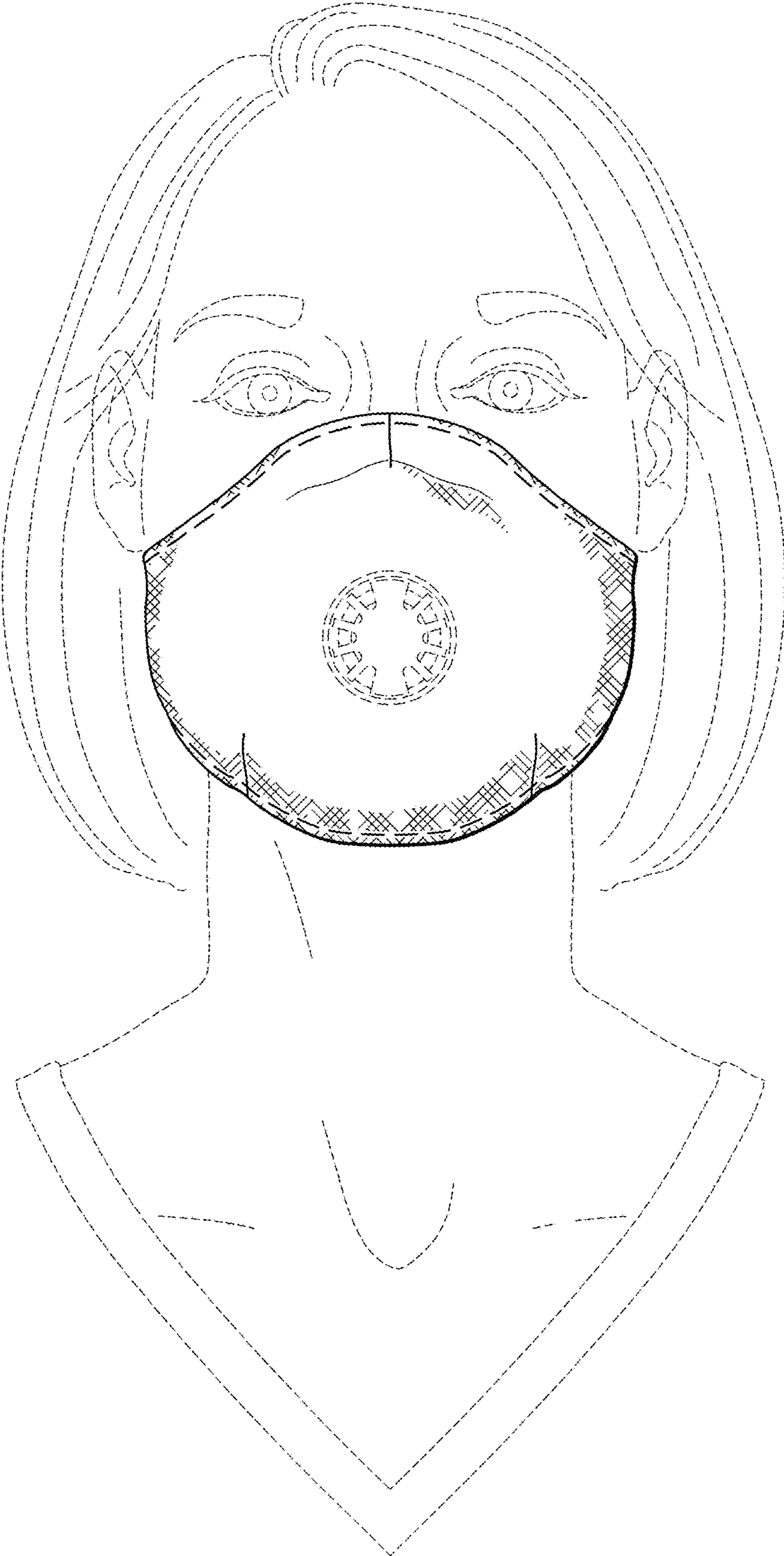


FIG. 7

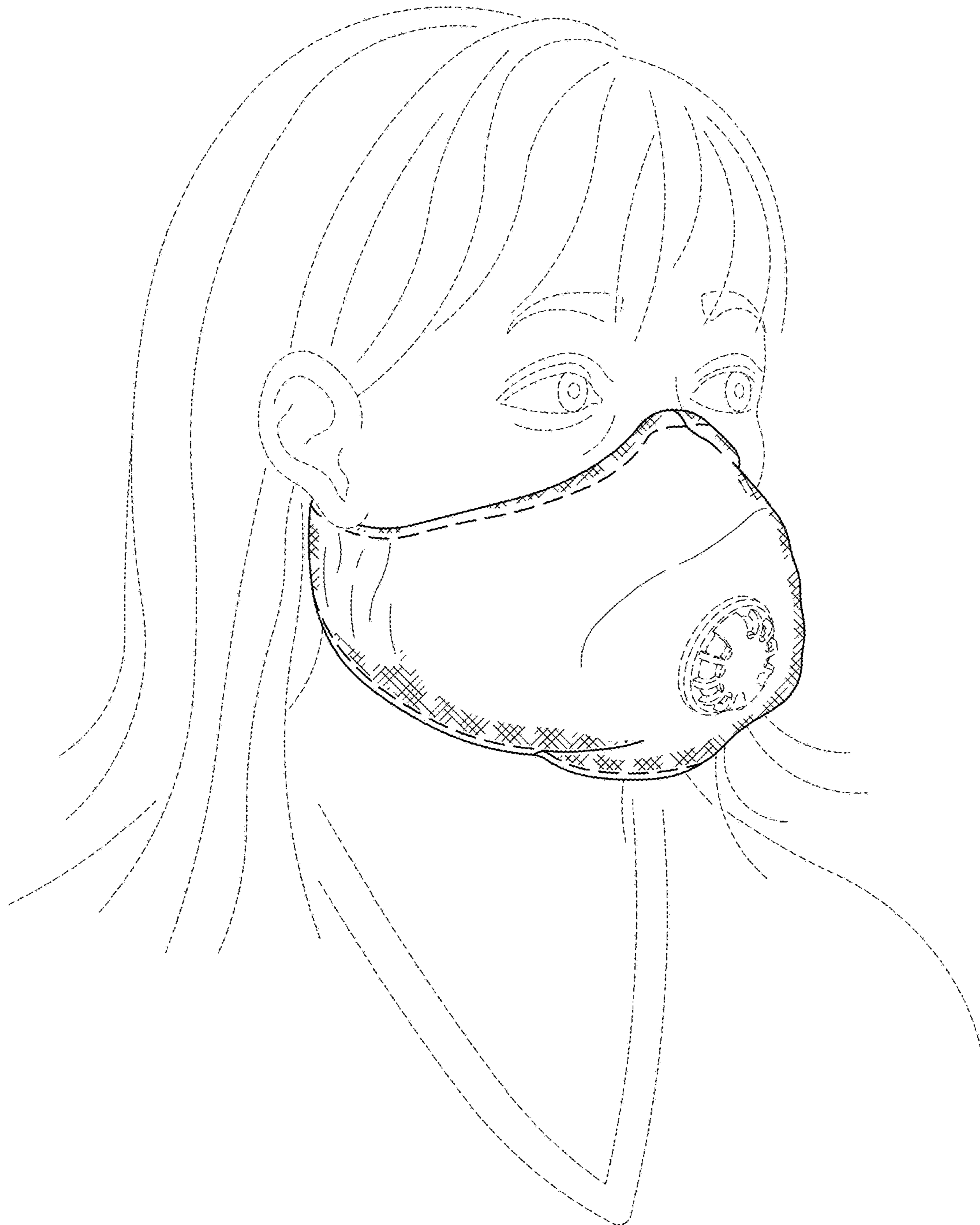


FIG. 8

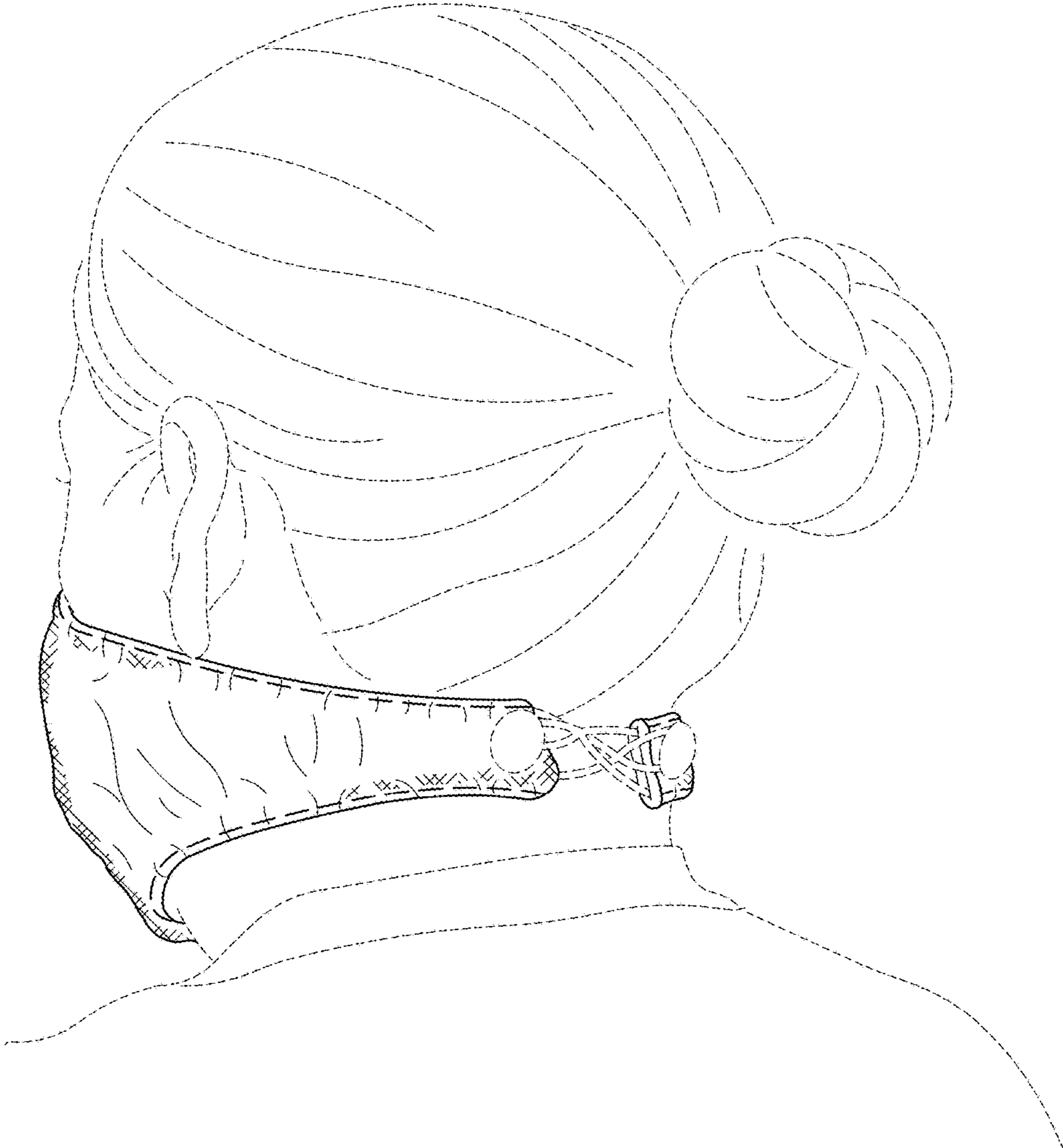


FIG. 9