



US00D820423S

(12) **United States Design Patent** (10) **Patent No.:** **US D820,423 S**
Poindexter et al. (45) **Date of Patent:** **** Jun. 12, 2018**

- (54) **AIR PURIFIER**
- (71) Applicant: **Helen of Troy Limited**, Belleville, St. Michael (BB)
- (72) Inventors: **Michael Poindexter**, New York, NY (US); **Mathieu Zastawny**, Jersey City, NJ (US)
- (73) Assignee: **Helen of Troy Limited**, Belleville, St. Michael (BB)
- (**) Term: **15 Years**
- (21) Appl. No.: **29/612,566**
- (22) Filed: **Aug. 2, 2017**

- D575,857 S 8/2008 Chiu
- D578,192 S * 10/2008 Yoo D23/333
- D580,538 S * 11/2008 Ye D23/364
- D583,450 S 12/2008 Choi
- D585,533 S 1/2009 Gao
- D589,132 S 3/2009 Chiu
- D598,087 S 8/2009 Park et al.
- D604,817 S 11/2009 Lee
- D605,272 S * 12/2009 Chun D23/359
- D625,398 S 10/2010 Choi
- D643,520 S 8/2011 Choi
- D651,706 S 1/2012 Sidell
- D664,248 S 7/2012 Huang et al.
- D667,097 S * 9/2012 Choi D23/364
- D675,303 S 1/2013 Raupach et al.
- D683,007 S * 5/2013 Spiegel D23/364
- D691,255 S * 10/2013 Abbondanzio D23/366
- D704,320 S * 5/2014 Li D23/333
- D722,152 S 2/2015 Hu
- D729,921 S 5/2015 Poindexter et al.
- D730,506 S 5/2015 Poindexter et al.
- D731,045 S 6/2015 Huang

Related U.S. Application Data

- (62) Division of application No. 29/527,678, filed on May 21, 2015, now Pat. No. Des. 797,272.
- (51) **LOC (11) Cl.** **23-04**
- (52) **U.S. Cl.**
USPC **D23/364**
- (58) **Field of Classification Search**
USPC D23/364, 359, 358, 333, 355
CPC F24F 3/14
See application file for complete search history.

References Cited

U.S. PATENT DOCUMENTS

- D437,039 S * 1/2001 Yamazaki D23/364
- D487,141 S * 2/2004 Gao D23/335
- D499,473 S 12/2004 Ching
- D523,128 S 6/2006 Zhu
- D540,453 S * 4/2007 Wang D23/356
- D548,315 S 8/2007 Lin
- D550,343 S * 9/2007 Chen D23/364
- D571,445 S 6/2008 Vandenbelt
- D572,810 S 7/2008 Chiu

Primary Examiner — Kevin K Rudzinski
 (74) *Attorney, Agent, or Firm* — Rankin, Hill & Clark LLP

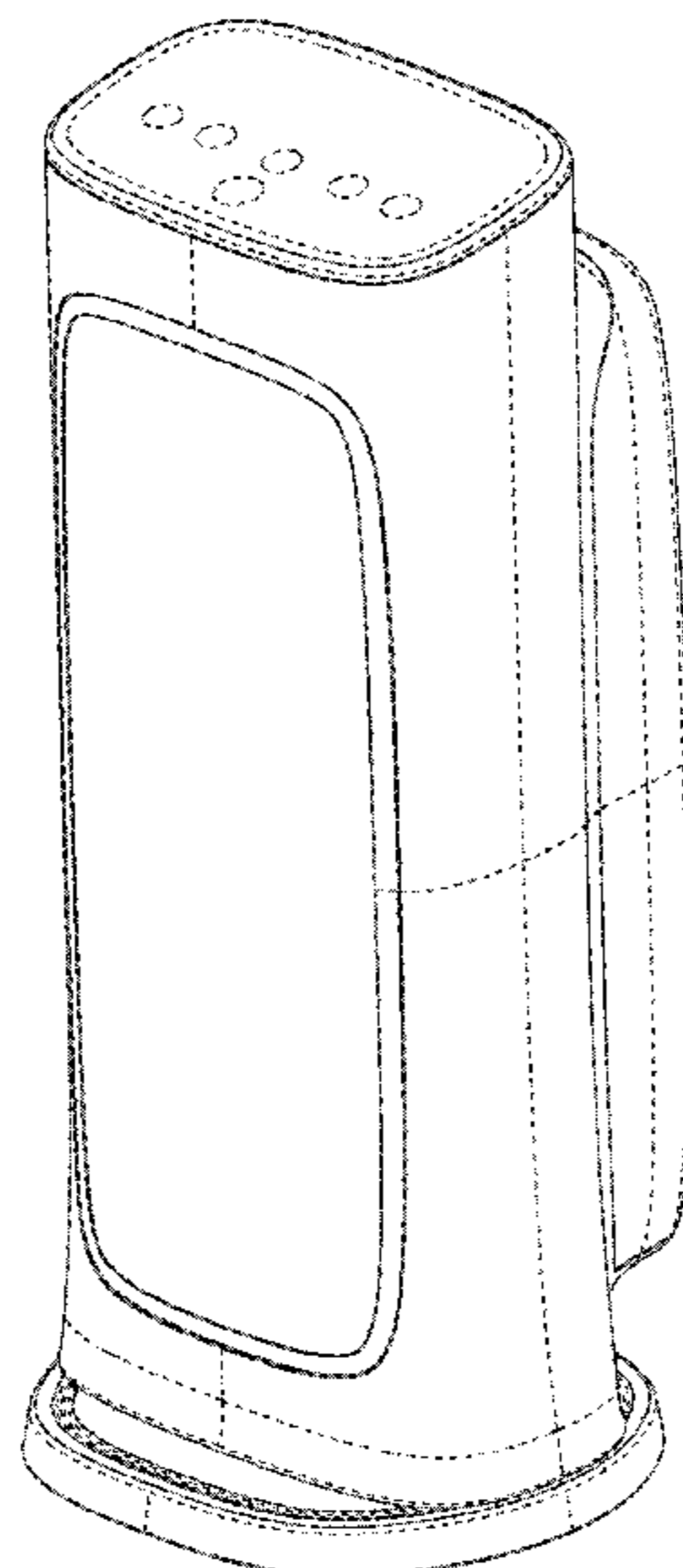
(57) **CLAIM**

The ornamental design for an air purifier, as shown and described.

DESCRIPTION

FIG. 1 is a front perspective view of an air purifier; FIG. 2 is a rear perspective view thereof; FIG. 3 is a front elevation view thereof; FIG. 4 is a rear elevation view thereof; FIG. 5 is a right side elevation view thereof; FIG. 6 is a left side elevation view thereof; and, FIG. 7 is a top plan view thereof. The broken lines in the drawings depict portions of the air purifier that form no part of the claimed design.

1 Claim, 7 Drawing Sheets



(56)

References Cited

U.S. PATENT DOCUMENTS

D731,633	S	*	6/2015	Farone	D23/364
D734,843	S		7/2015	Yeom		
D748,772	S		2/2016	Jacobs et al.		
D773,028	S		11/2016	Tang et al.		
D787,657	S	*	5/2017	Farone	D23/356
D790,050	S	*	6/2017	Shin	D23/364
D797,272	S	*	9/2017	Poindexter	D23/364
D801,502	S	*	10/2017	Hu	D23/355
D802,112	S	*	11/2017	Jeon	D23/364
D809,113	S	*	1/2018	Cho	D23/364
2007/0221061	A1		9/2007	Steiner et al.		
2017/0016637	A1	*	1/2017	Choi	F24F 3/14

* cited by examiner

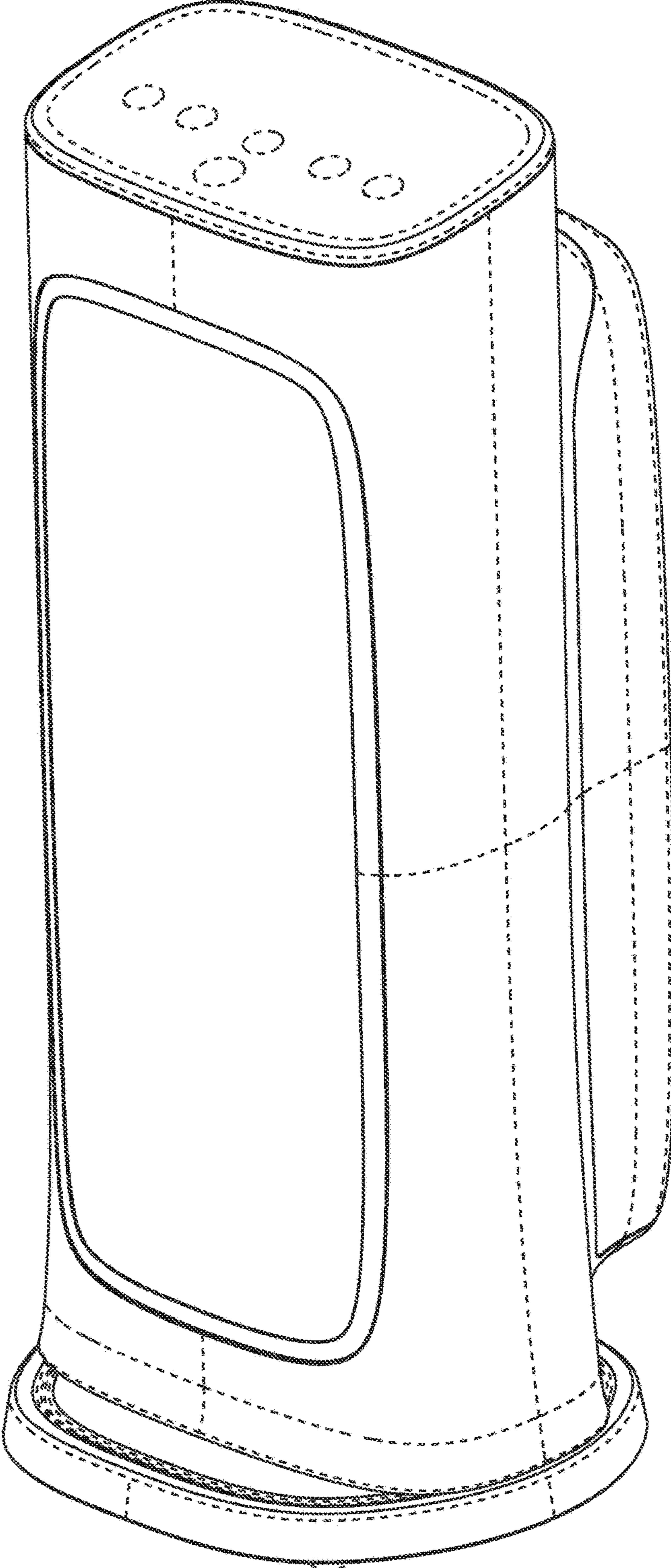


Fig. 1

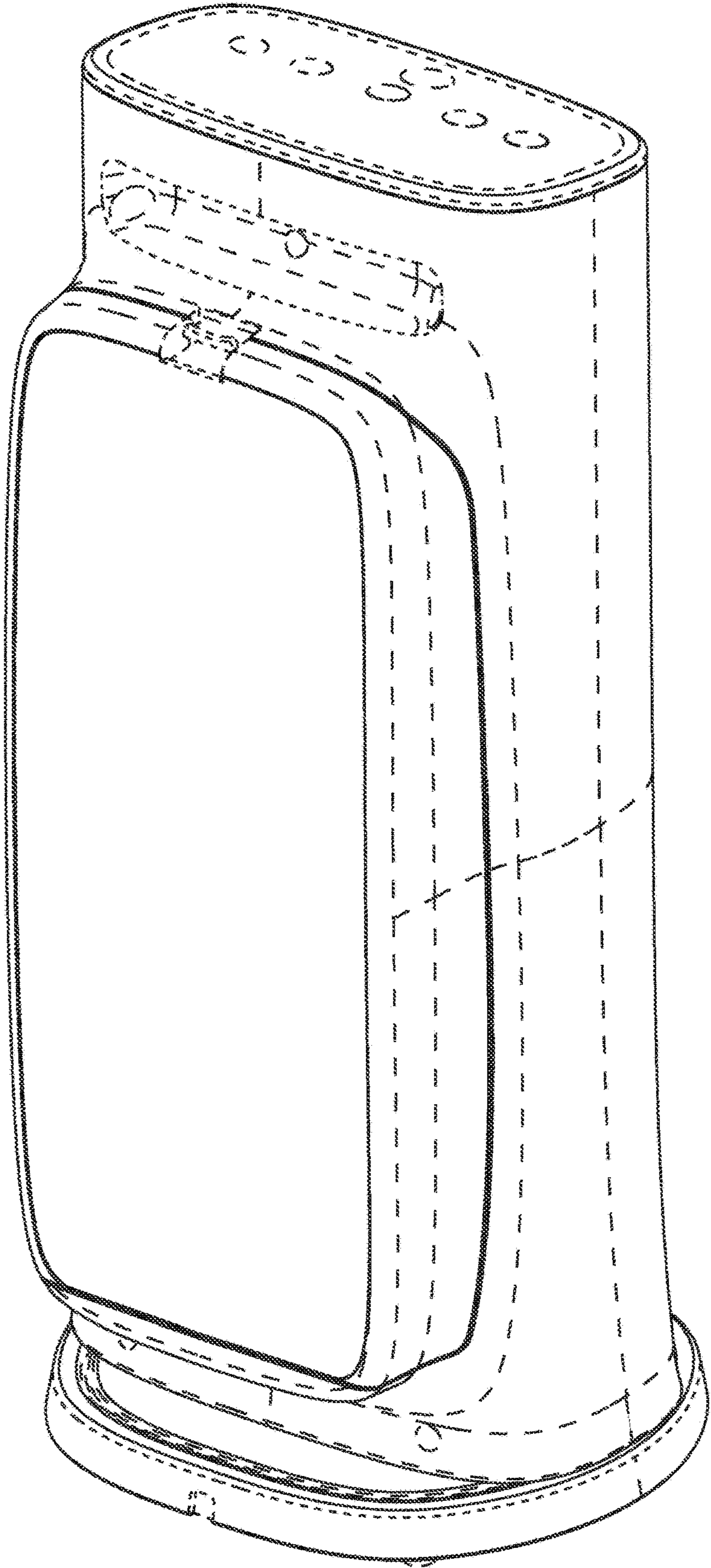


Fig. 2

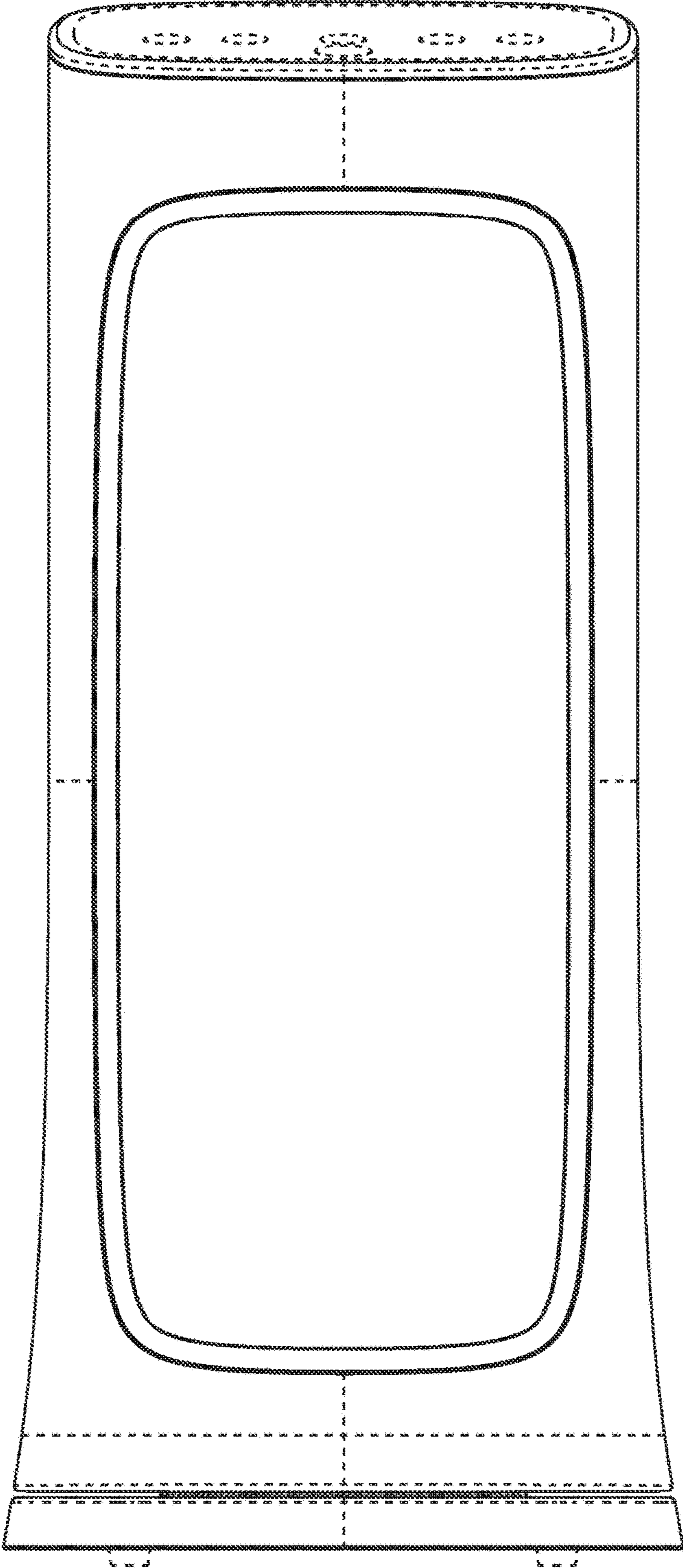


Fig. 3

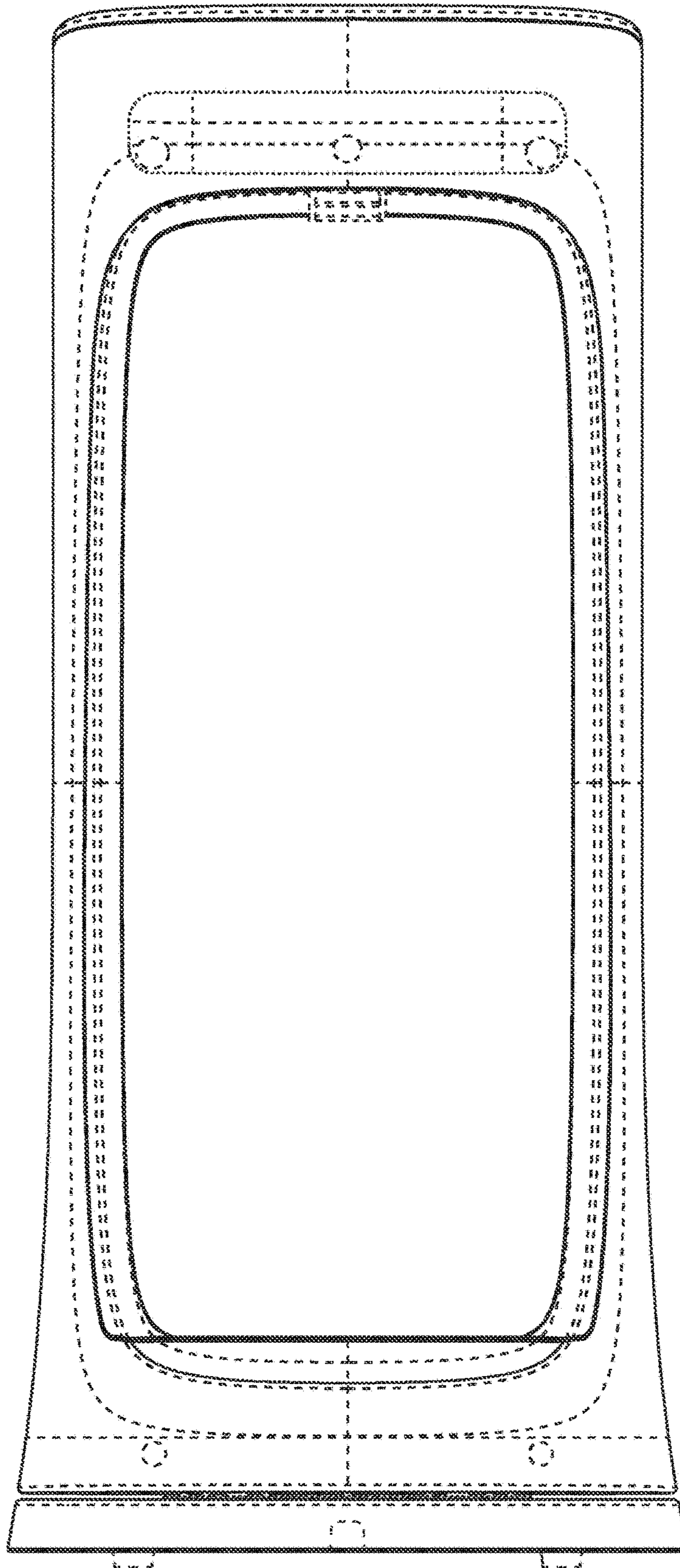


Fig. 4

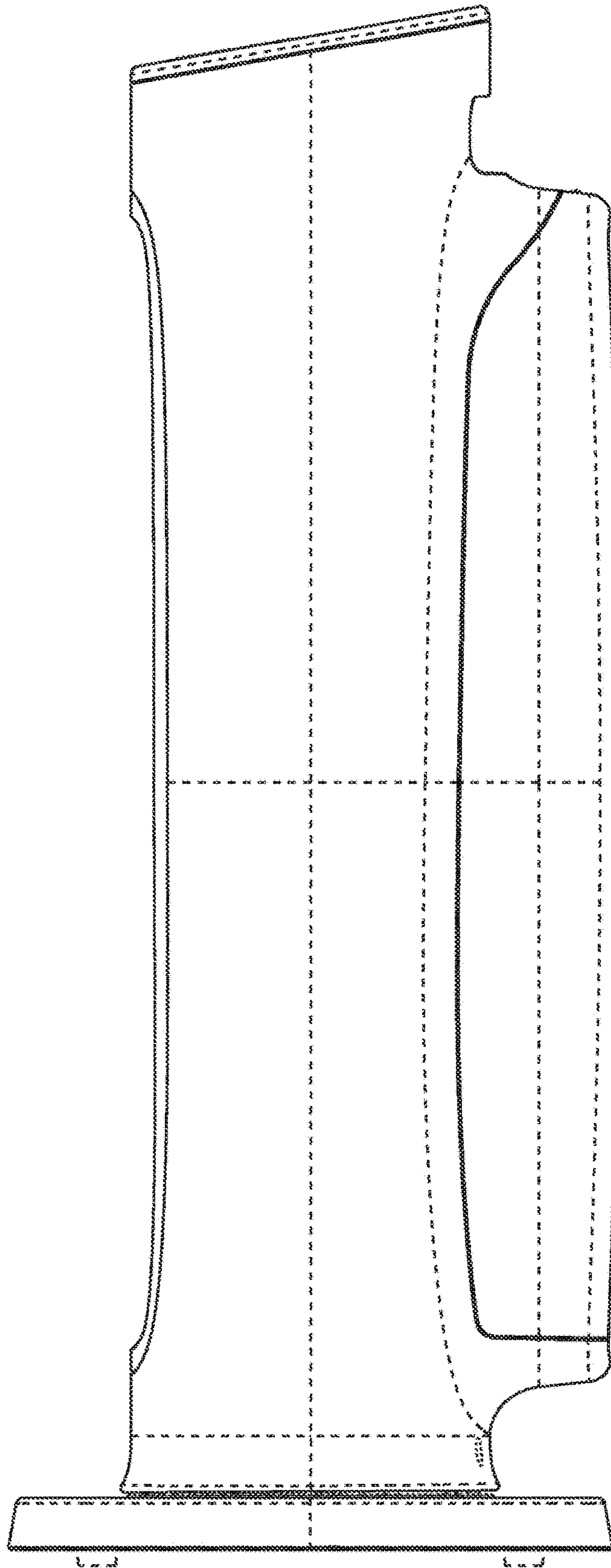


Fig. 5




Fig. 6

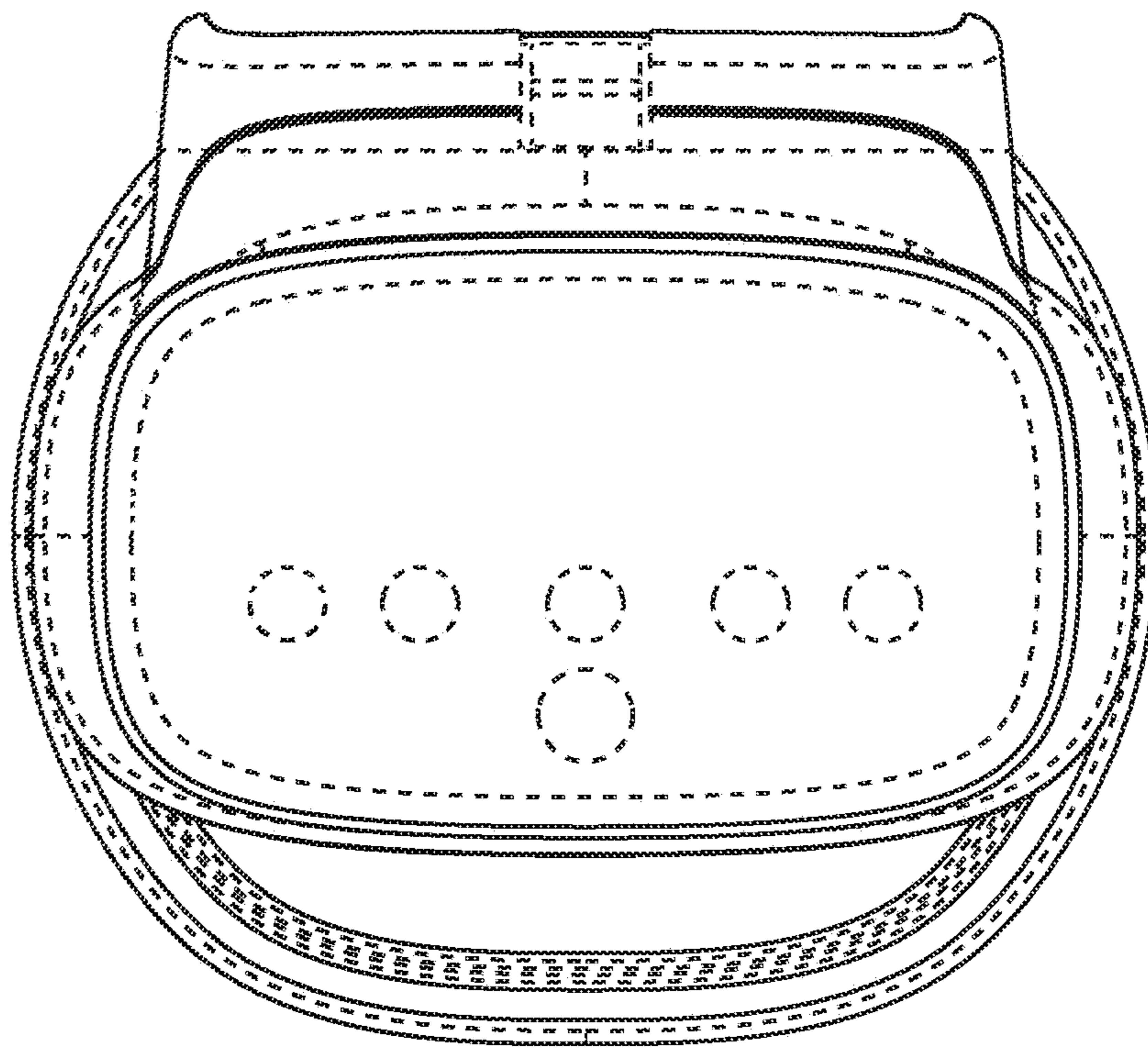


Fig. 7