



US00D820420S

(12) **United States Design Patent** (10) **Patent No.:** **US D820,420 S**
Yin et al. (45) **Date of Patent:** **** Jun. 12, 2018**

(54) **WINDOW AIR CONDITIONER**

(56) **References Cited**

(71) Applicant: **TCL AIR CONDITIONER (ZHONGSHAN) CO., LTD.**,
Zhongshan, Guangdong (CN)

U.S. PATENT DOCUMENTS

(72) Inventors: **Baochen Yin**, Guangdong (CN);
Yuqiang Yao, Guangdong (CN); **Peng Su**, Guangdong (CN); **Yaobiao Jin**,
Guangdong (CN); **Yourong Yu**,
Guangdong (CN); **Shengxin Huang**,
Guangdong (CN)

D392,729 S *	3/1998	Choi	D23/351
D394,098 S *	5/1998	Cho	D23/351
D395,148 S *	6/1998	Choi	D23/351
D414,853 S *	10/1999	Hyon	D23/351
D424,673 S *	5/2000	Aketa	D23/353
D441,066 S *	4/2001	Ma	D23/353
D464,719 S *	10/2002	Choi	D23/353
D465,017 S *	10/2002	Choi	D23/353
D465,273 S *	11/2002	Yoo	D23/353
D465,563 S *	11/2002	Lee	D23/353
D474,533 S *	5/2003	Zhu	D23/353
D495,408 S *	8/2004	Song	D23/353

(73) Assignee: **TCL AIR CONDITIONER (ZHONGSHAN) CO., LTD.**,
Zhongshan (CN)

* cited by examiner

(**) Term: **15 Years**

Primary Examiner — George D. Kirschbaum
Assistant Examiner — Natasha Vujcic

(21) Appl. No.: **29/598,796**

(22) Filed: **Mar. 29, 2017**

(57) **CLAIM**

The ornamental design for a window air conditioner, as shown and described.

(30) **Foreign Application Priority Data**

Sep. 29, 2016 (CN) 2016 3 0489907

(51) **LOC (11) Cl.** **23-04**

(52) **U.S. Cl.**
USPC **D23/351**

(58) **Field of Classification Search**
USPC D23/333, 335, 341, 342, 351, 353, 354,
D23/355, 356, 359, 364, 365, 370, 385,
D23/386, 388, 393


CPC F24F 1/00; F24F 1/0007; F24F 1/02; F24F
1/08; F24F 1/42; F24F 1/56; F24F 1/60;
F24F 3/044; F24F 3/048; F24F 3/16;
F24F 7/00; F24F 7/04; F24F 12/001;
F24F 12/006

See application file for complete search history.

DESCRIPTION

FIG. 1 is a perspective view of a window air conditioner showing our new design; FIG. 2 is a front elevational view thereof; FIG. 3 is a rear elevational view thereof; FIG. 4 is a left side view thereof; FIG. 5 is a right side view thereof; FIG. 6 is a top plan view thereof; and, FIG. 7 is a bottom plan view thereof. The broken lines in FIG. 7 illustrate portions of the window air conditioner which form no part of the claimed design.

1 Claim, 7 Drawing Sheets






Fig. 1




Fig. 2




Fig. 3




Fig. 4




Fig. 5




Fig. 6




Fig. 7