



US00D820415S

(12) **United States Design Patent**
McKeone et al.

(10) **Patent No.:** **US D820,415 S**
(45) **Date of Patent:** **** Jun. 12, 2018**

- (54) **FAUCET**
- (71) Applicant: **Kohler Co.**, Kohler, WI (US)
- (72) Inventors: **William C. McKeone**, Sheboygan, WI (US); **Jill E. Hundley**, Sheboygan, WI (US)
- (73) Assignee: **KOHLER CO.**, Kohler, WI (US)
- (**) Term: **15 Years**
- (21) Appl. No.: **29/577,840**
- (22) Filed: **Sep. 15, 2016**
- (51) **LOC (11) Cl.** **23-01**
- (52) **U.S. Cl.**
USPC **D23/255**
- (58) **Field of Classification Search**
USPC D23/237, 238, 240–243, 249, 255, 257;
D6/524
CPC E03C 1/0401; E03C 1/04; E03C 1/0402;
E03C 1/0404; B25B 23/16; C02F 1/50;
A47K 5/14; Y10T 137/9464
See application file for complete search history.

(56) **References Cited**

U.S. PATENT DOCUMENTS

D278,270 S *	4/1985	Niemann	D23/255
D342,308 S	12/1993	McKeone		
D346,013 S	4/1994	McKeone		
D352,547 S	11/1994	McKeone		
D407,801 S *	4/1999	Kolada	D23/257
D421,642 S *	3/2000	Ko	D23/255
D482,757 S	11/2003	Blomstrom		

D522,107 S *	5/2006	Oliver	D23/255
D524,918 S	7/2006	Barry		
D527,444 S *	8/2006	Gilbert	D23/255
D634,815 S	3/2011	Barry		
D652,117 S	1/2012	Slothower et al.		
D657,439 S *	4/2012	Lammel	D23/255
D659,802 S	5/2012	McKeone		
D660,944 S *	5/2012	Lammel	D23/255
D690,398 S *	9/2013	Flowers	D23/255
D724,184 S *	3/2015	Cahill	D23/255
D797,897 S *	9/2017	Fritz	D23/255

* cited by examiner

Primary Examiner — Lakiya G Rogers

Assistant Examiner — John A Voytek

(74) *Attorney, Agent, or Firm* — Foley & Lardner LLP

(57) **CLAIM**

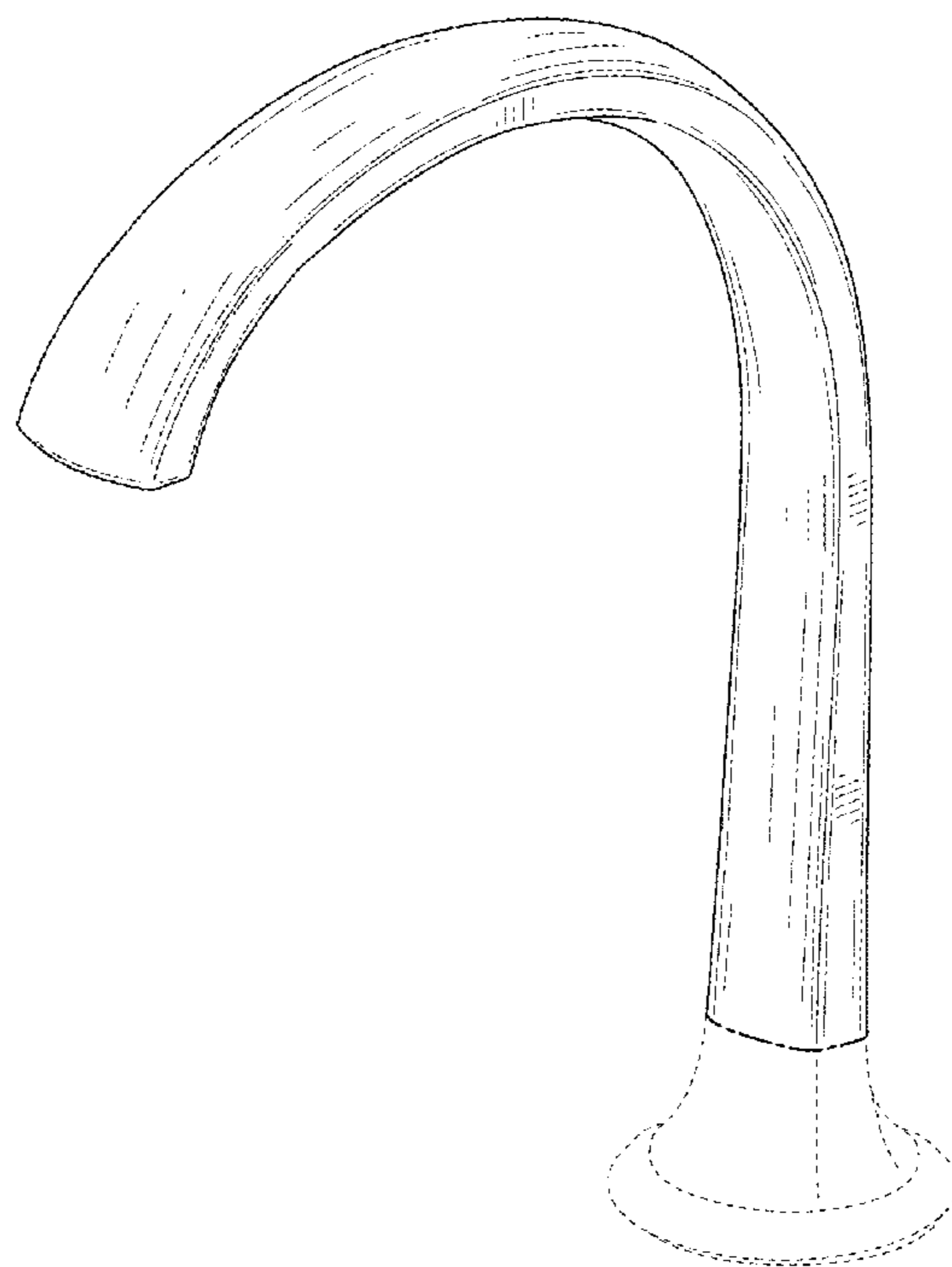
We claim the ornamental design for a faucet, as shown and described.

DESCRIPTION

FIG. 1 is a perspective view of an embodiment of the claimed design;
 FIG. 2 is a front view of the embodiment of FIG. 1;
 FIG. 3 is a rear view of the embodiment of FIG. 1;
 FIG. 4 is a side view of the embodiment of FIG. 1;
 FIG. 5 is another side view of the embodiment of FIG. 1;
 FIG. 6 is a top view of the embodiment of FIG. 1; and,
 FIG. 7 is a bottom view of the embodiment of FIG. 1.

In the drawings, the broken lines depict environmental subject matter only and form no part of the claimed design. The dot and dashed lines indicate a boundary between the claimed and unclaimed portion of the design.

1 Claim, 5 Drawing Sheets



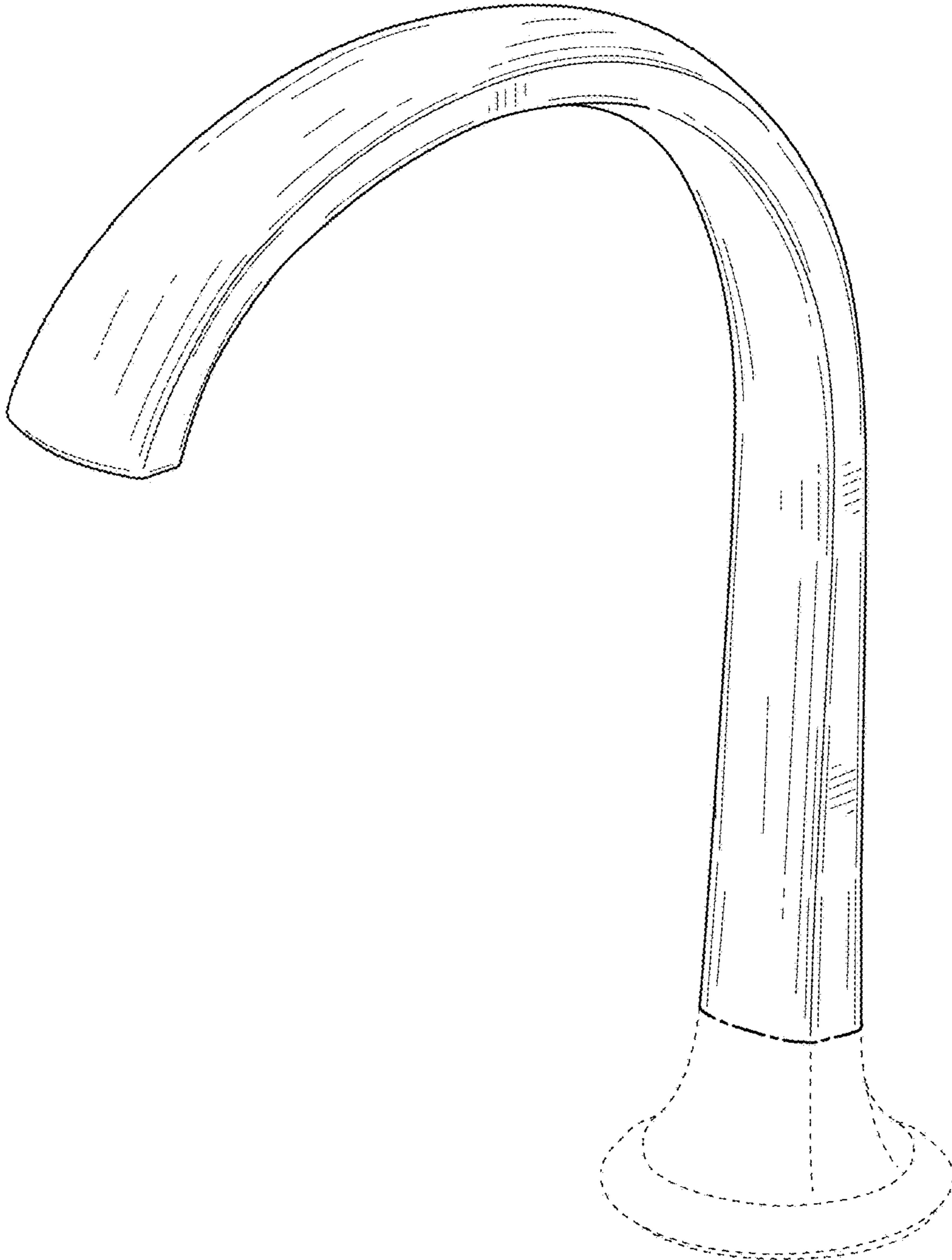


FIG. 1

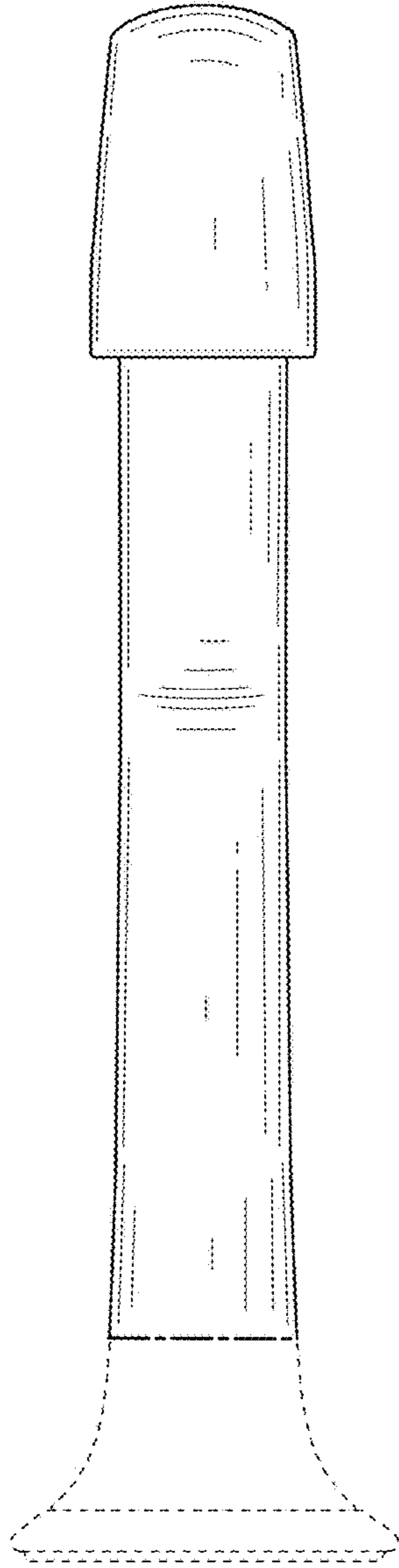


FIG. 2

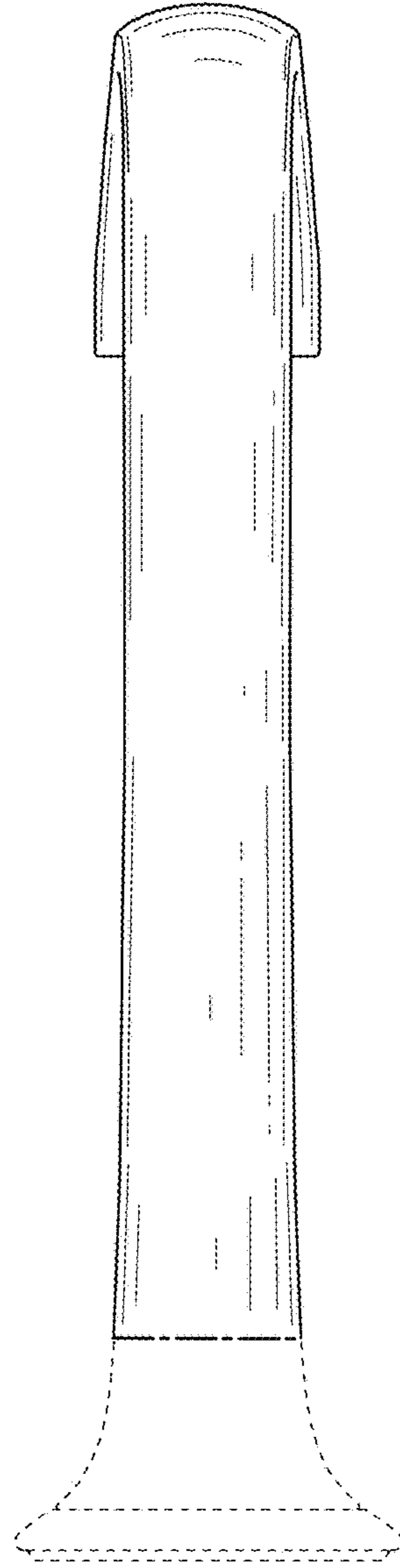


FIG. 3

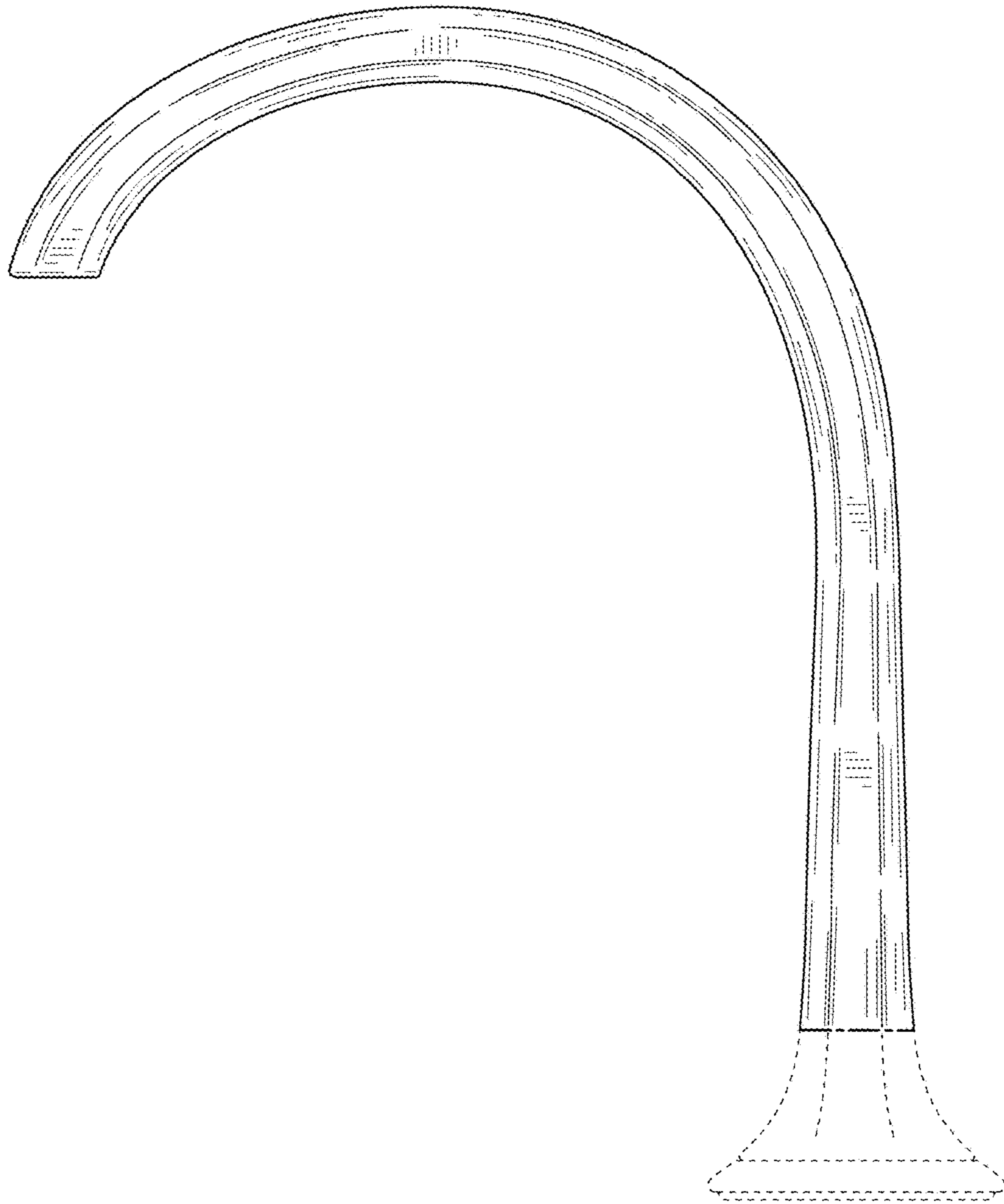


FIG. 4

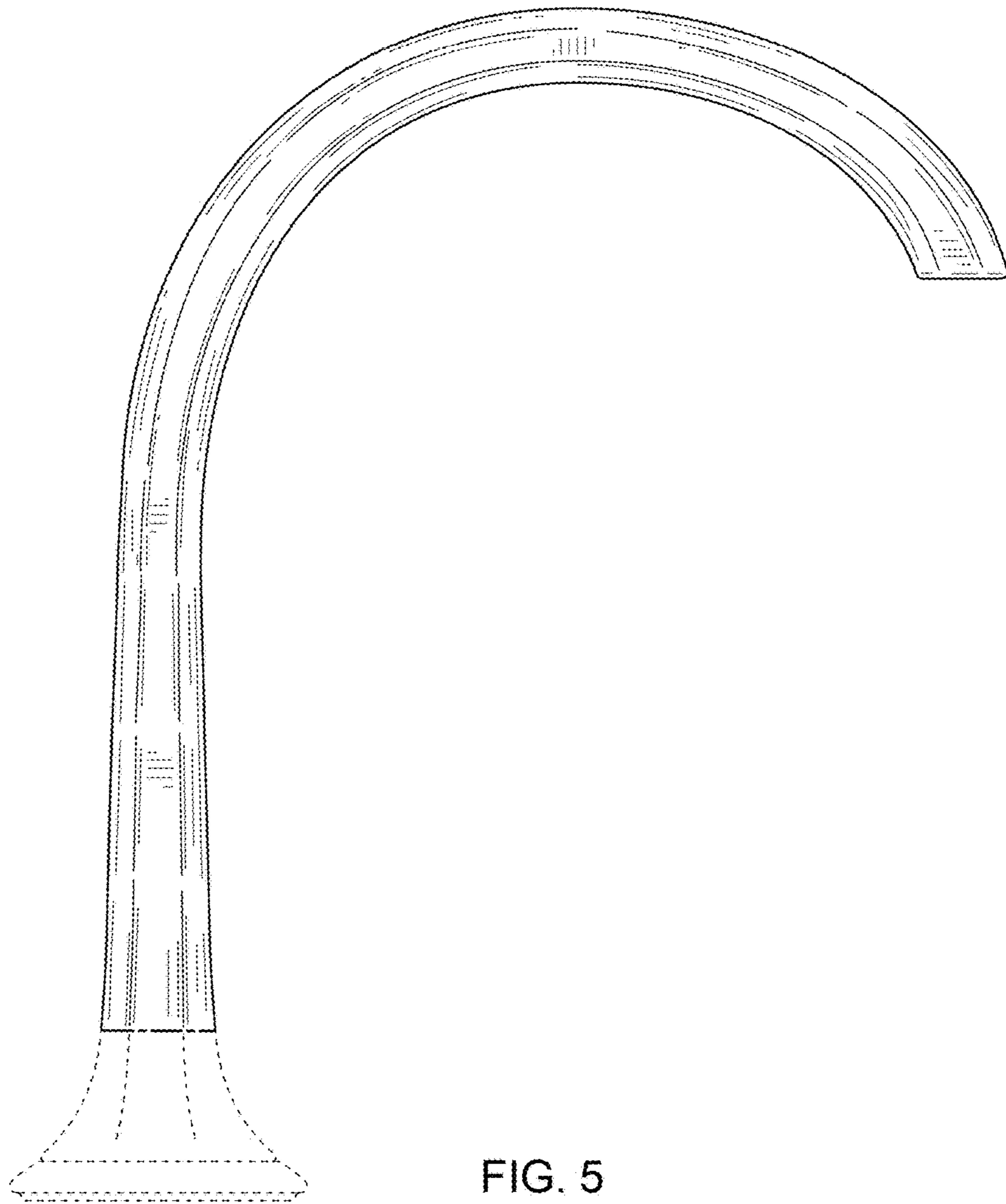


FIG. 5

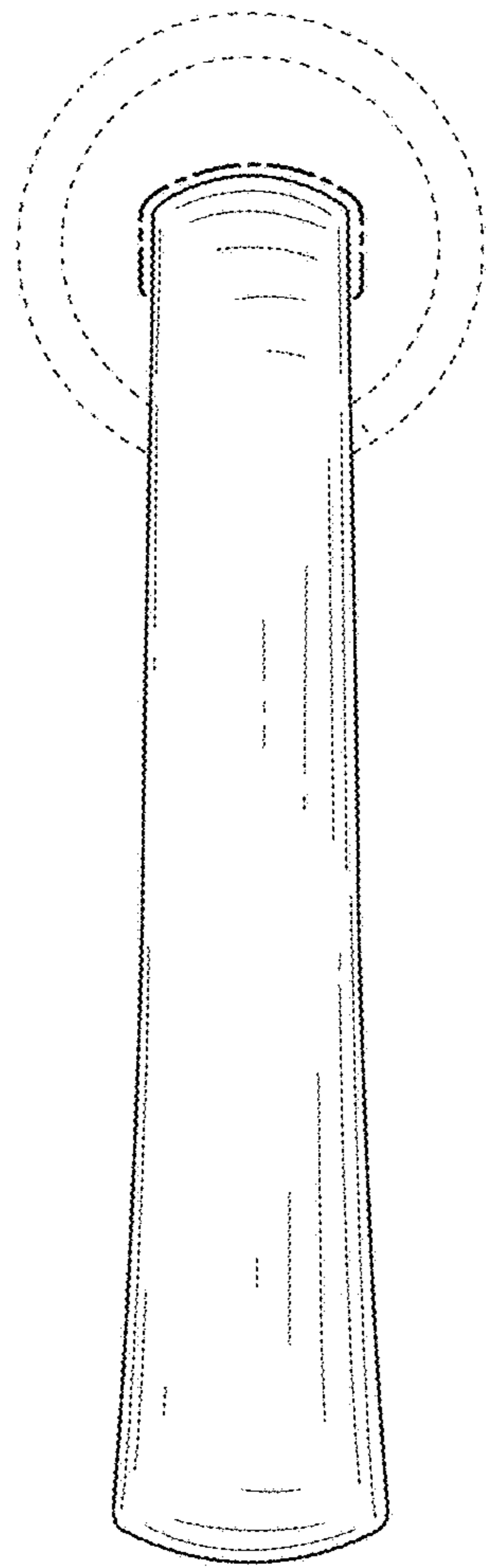


FIG. 6

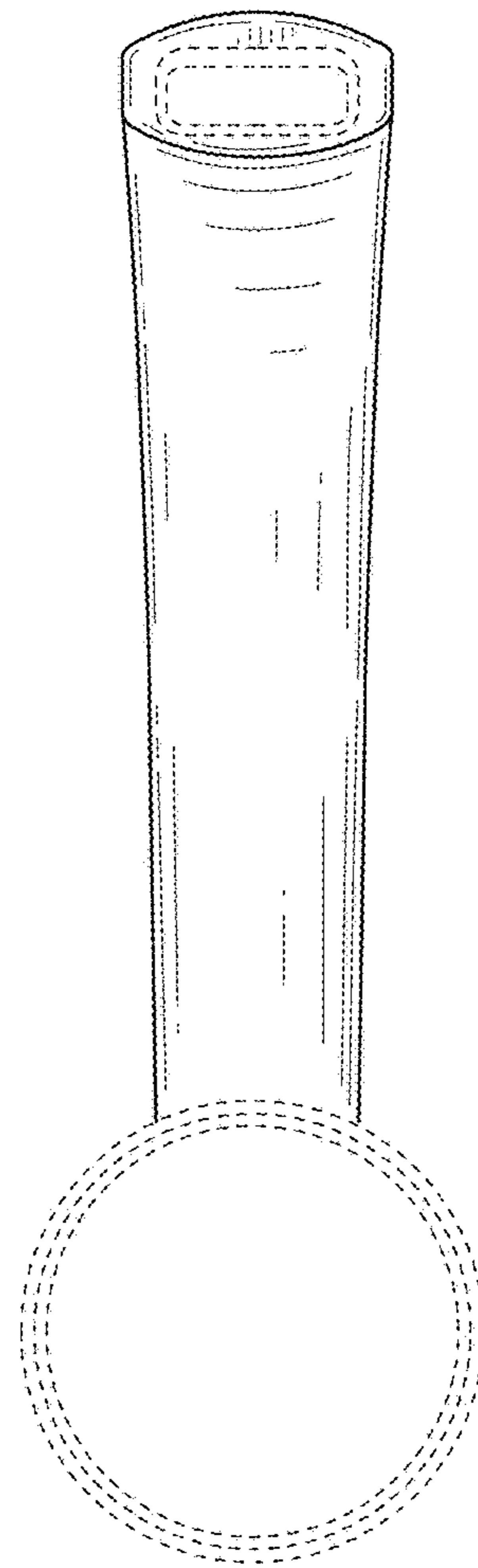


FIG. 7