



US00D820372S

(12) **United States Design Patent**
Johnson

(10) **Patent No.:** **US D820,372 S**
(45) **Date of Patent:** **** Jun. 12, 2018**

- (54) **ALIGNMENT TRAINING MAT FOR GOLF**
- (71) Applicant: **Alignmint, LLC**, Laguna Niguel, CA (US)
- (72) Inventor: **William F. Johnson**, Laguna Niguel, CA (US)
- (73) Assignee: **Alignmint, LLC**, Laguna Niguel, CA (US)
- (**) Term: **15 Years**
- (21) Appl. No.: **29/593,702**
- (22) Filed: **Feb. 10, 2017**

(56) **References Cited**

U.S. PATENT DOCUMENTS

D190,241 S *	5/1961	Miller	D21/792
D225,242 S *	11/1972	Pruitt	D21/792
4,023,810 A *	5/1977	Lorang	A63B 69/3673 473/218
D308,087 S *	5/1990	Buffey	D21/792
D335,696 S *	5/1993	Byers	D21/792
D359,336 S *	6/1995	DeLapp	D21/792
D472,288 S *	3/2003	Grabowski	D21/792
D501,239 S *	1/2005	Bodor	D21/792
D509,873 S *	9/2005	Dias	D21/792
D521,096 S *	5/2006	Pelz	D21/792
D624,621 S *	9/2010	Weiss, Jr.	D21/792
D729,331 S *	5/2015	Weiss, Jr.	D21/792

* cited by examiner

Primary Examiner — Mitchell I. Siegel

(74) *Attorney, Agent, or Firm* — K. David Crockett, Esq.; Paul J. Backofen, Esq.; Crockett & Crockett, PC

Related U.S. Application Data

- (63) Continuation of application No. 15/170,213, filed on Jun. 1, 2016.
- (60) Provisional application No. 62/169,324, filed on Jun. 1, 2015.
- (51) **LOC (11) Cl.** **21-02**
- (52) **U.S. Cl.**
USPC **D21/792**
- (58) **Field of Classification Search**
USPC D21/789, 791, 792
CPC . A63B 69/3667; A63B 69/36; A63B 69/3652;
A63B 69/3661; A63B 2069/367; A63B
69/3673

See application file for complete search history.

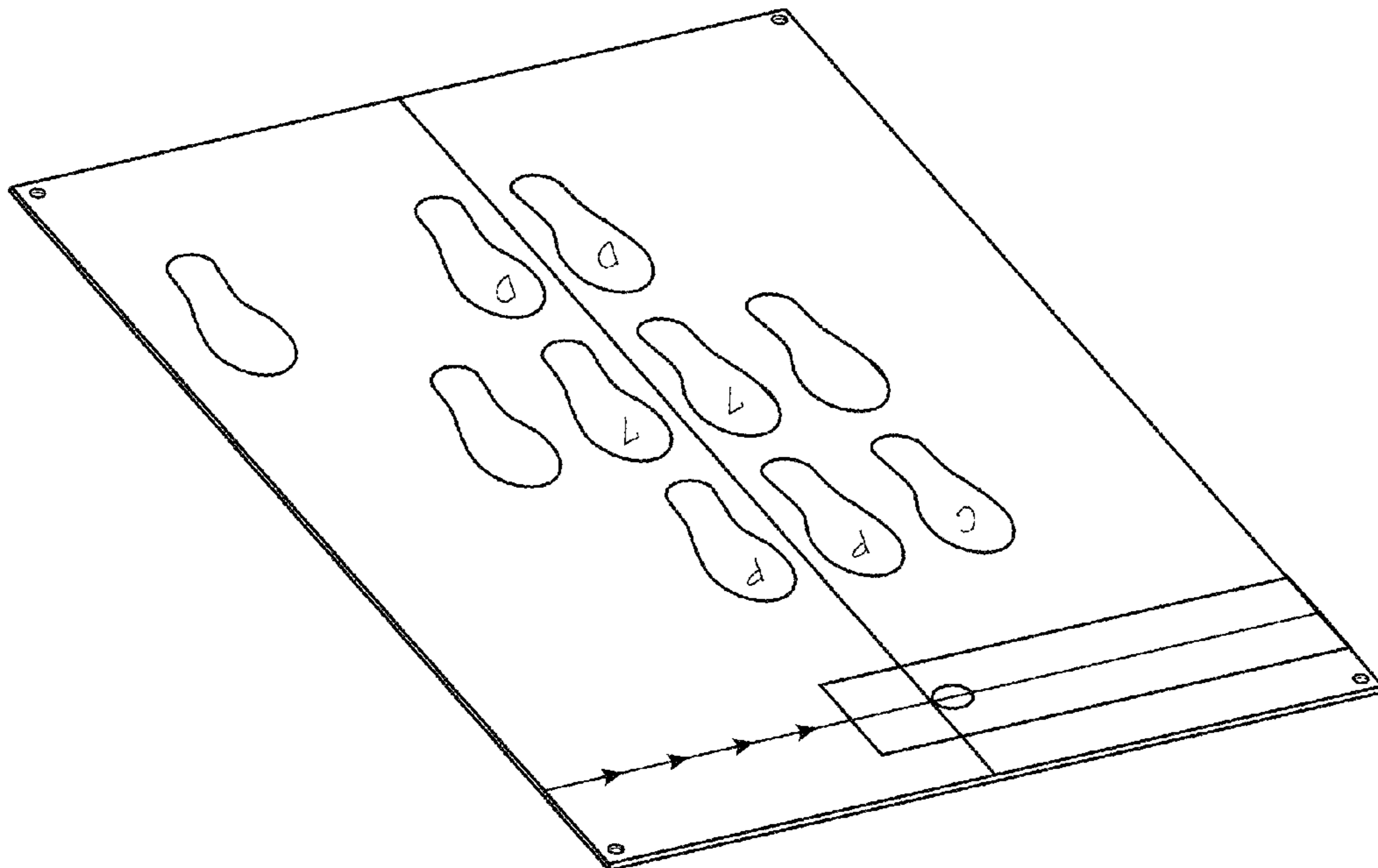
(57) **CLAIM**

The ornamental design for an alignment training mat for golf, as shown and described.

DESCRIPTION

FIG. 1 is a perspective view of an alignment training mat for golf showing our new design; and, FIG. 2 is a top plan view thereof. The bottom of the alignment training mat for golf is flat and unornamented. Broken lines in the attached drawings are included for the purpose of illustrating portions of the alignment training mat for golf and form no part of the claimed design.

1 Claim, 2 Drawing Sheets



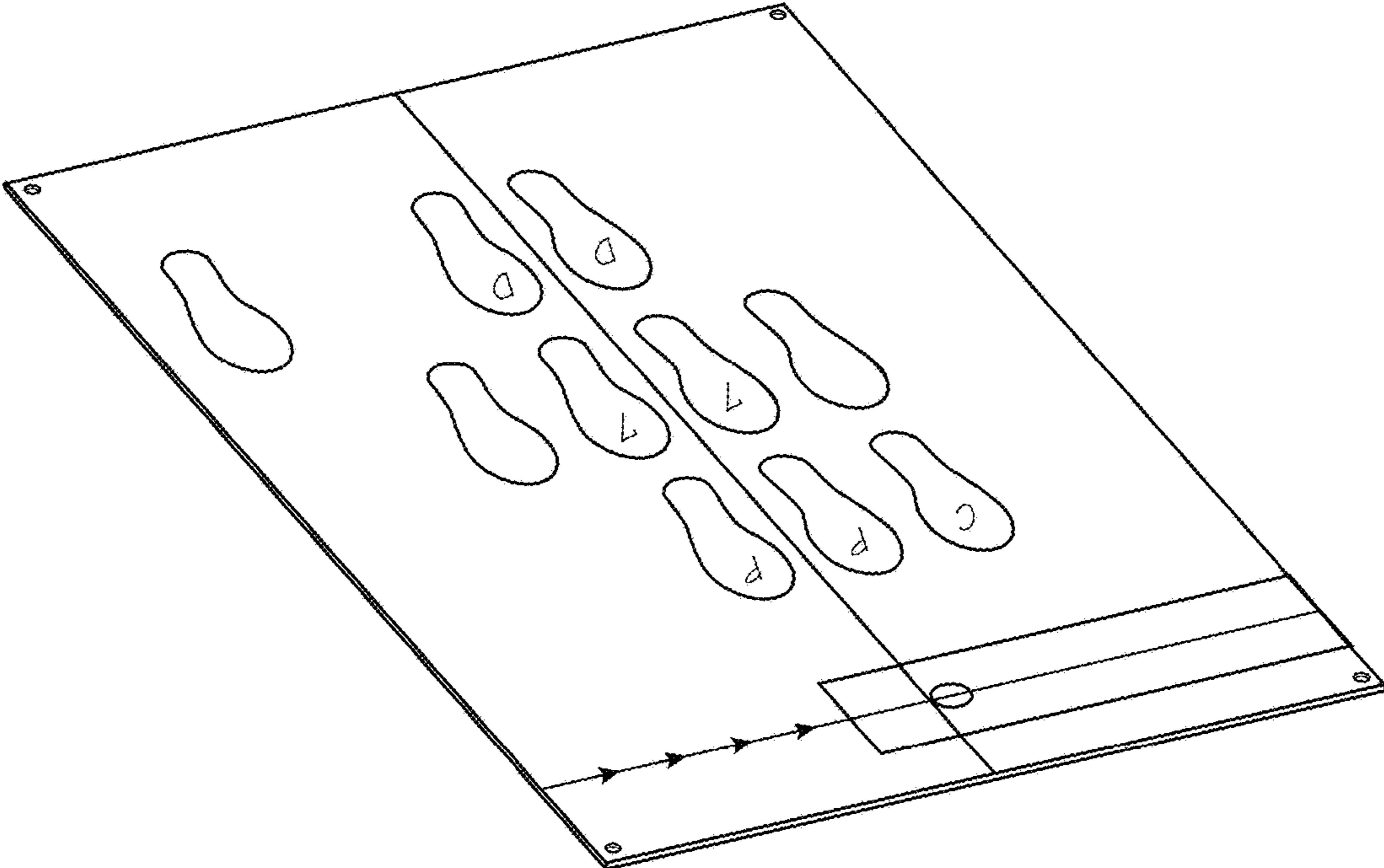


Fig. 1

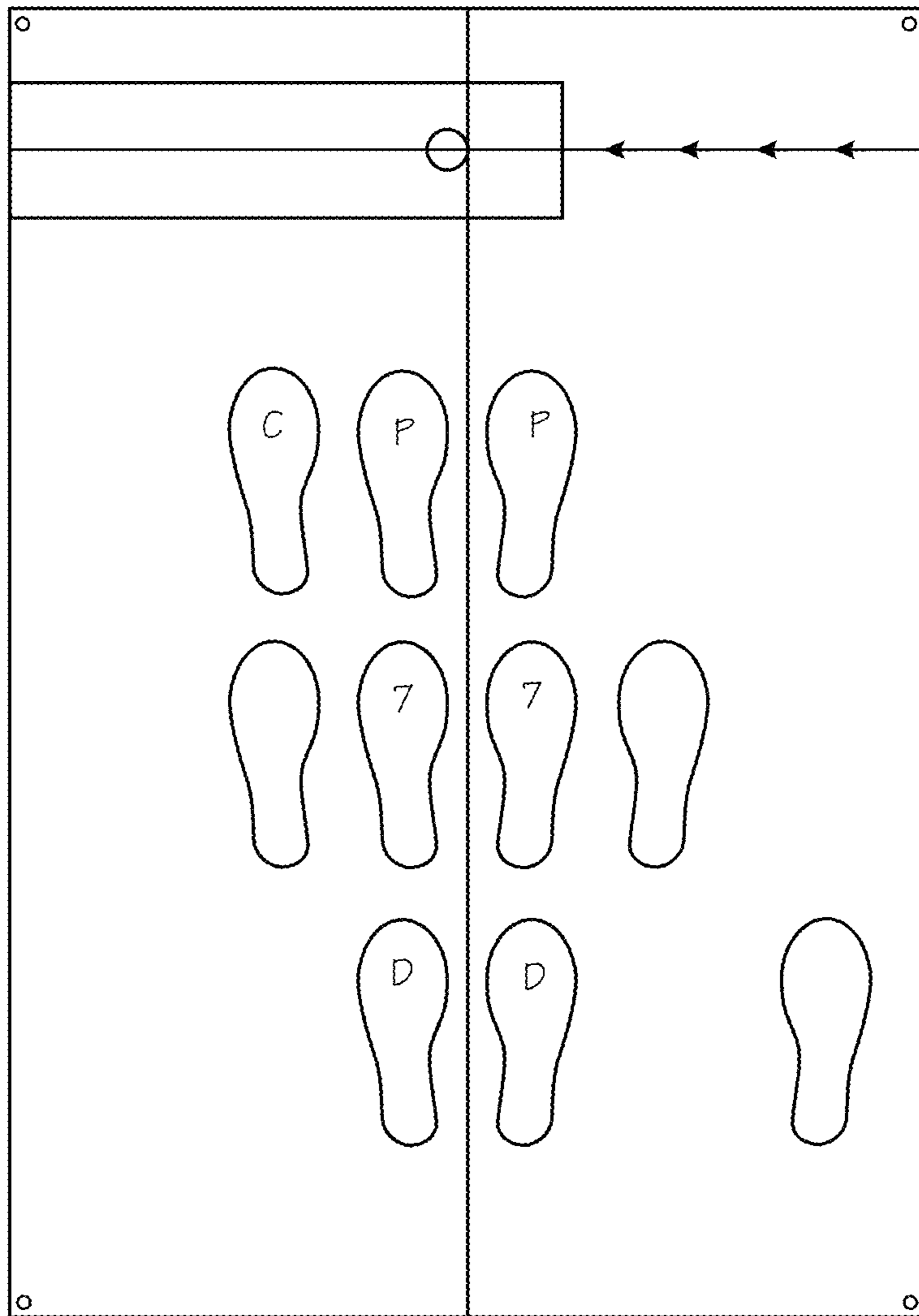


Fig. 2