



US00D820339S

(12) **United States Design Patent** (10) **Patent No.:** **US D820,339 S**
Yau (45) **Date of Patent:** **** Jun. 12, 2018**

(54) **SECURITY CAMERA**
(71) Applicant: **Herman Yau**, Sunnyvale, CA (US)
(72) Inventor: **Herman Yau**, Sunnyvale, CA (US)
(73) Assignee: **Tend Insights, Inc.**, Fremont, CA (US)
(**) Term: **15 Years**

D496,674 S * 9/2004 Hayashi D16/202
D594,047 S * 6/2009 Lee D16/202
D692,042 S * 10/2013 Dawes D16/203
D692,939 S * 11/2013 Huang D16/218
D744,572 S * 12/2015 Tabuchi D16/218
D755,274 S * 5/2016 Lee D16/218
D791,211 S * 7/2017 Fujita D16/219
D806,775 S * 1/2018 Nguyen D16/218
2014/0160349 A1 * 6/2014 Huang H04N 5/2251
348/375

(21) Appl. No.: **29/616,811**
(22) Filed: **Sep. 8, 2017**
(51) **LOC (11) Cl.** **16-01**
(52) **U.S. Cl.**
USPC **D16/203**
(58) **Field of Classification Search**
USPC D16/200, 202–206, 218, 219, 242;
348/143, 148, 151, 373–376; 396/419,
396/427, 535, 539–541
CPC G03B 17/02; G03B 19/04; G03B 17/56;
G03B 17/04; G03B 15/03; H04N 5/2251;
H04N 5/2252; H04N 5/2253; H04N
5/2254; H04N 7/181; H04N 7/183; H04N
7/18; G08B 13/1963; G08B 13/19619;
G08B 13/19632; F16M 11/04; F16M
13/00
See application file for complete search history.

* cited by examiner

Primary Examiner — Philip S. Hyder
Assistant Examiner — Ramzi Almatrahi
(74) *Attorney, Agent, or Firm* — Douglas L. Weller

(57) **CLAIM**

The ornamental design for a security camera, as shown and described.


DESCRIPTION

FIG. 1 is a top, front and right side perspective view of a security camera.
FIG. 2 is a front elevational view of the security camera.
FIG. 3 is a rear elevational view of the security camera.
FIG. 4 is a right side elevational view of the security camera.
FIG. 5 is a left side elevational view of the security camera.
FIG. 6 is a top plan view of the security camera; and,
FIG. 7 is a bottom plan view of the security camera.
The broken lines depict portions of the security camera in which the design is embodied that form no part of the claimed design.

(56) **References Cited**
U.S. PATENT DOCUMENTS

D396,869 S * 8/1998 Yamakawa D16/202
D465,504 S * 11/2002 Van Klinken D16/203
D474,221 S * 5/2003 Cheng D16/218
D480,741 S * 10/2003 Berger D16/202

1 Claim, 5 Drawing Sheets






FIG. 1

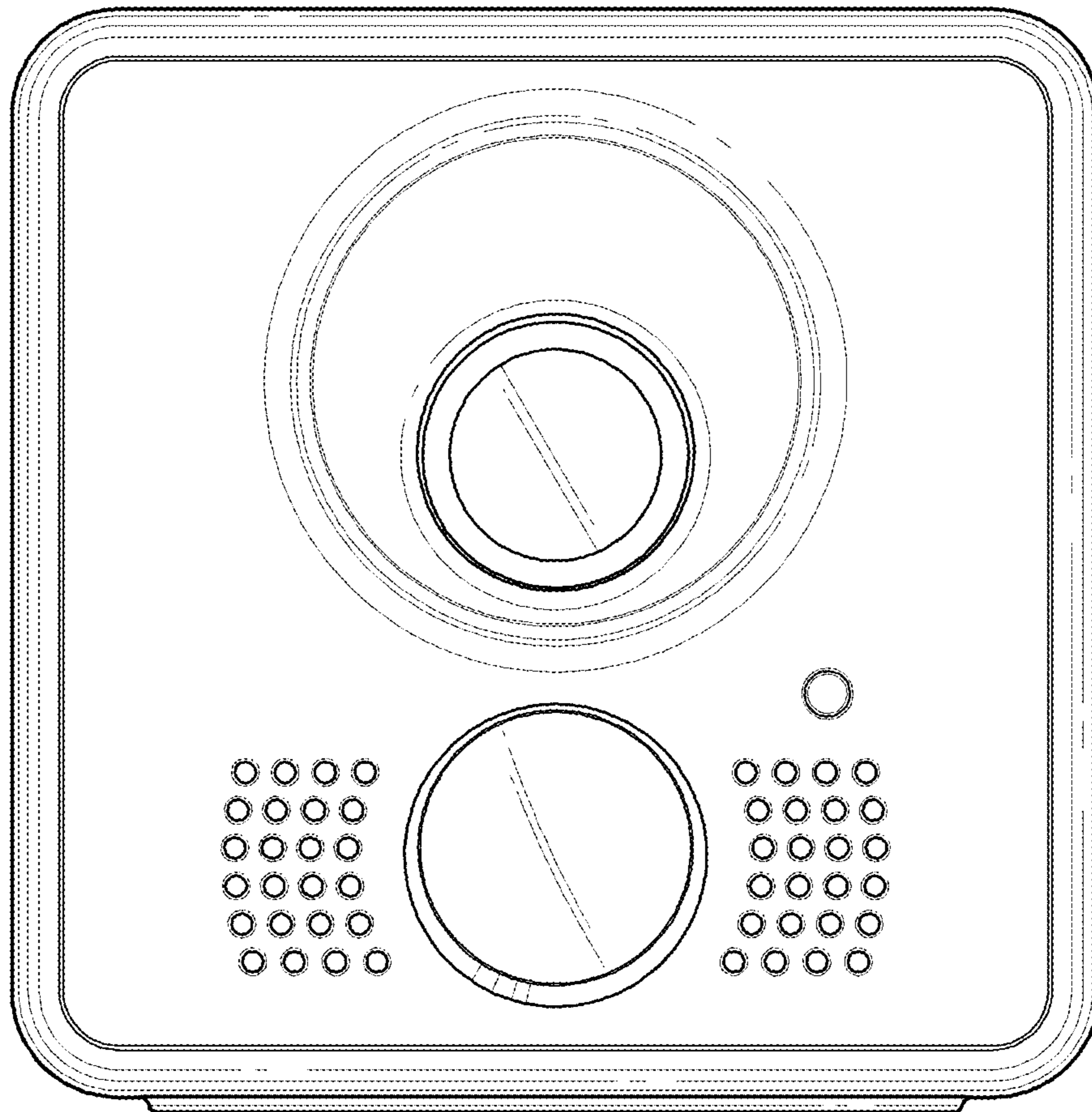


FIG. 2

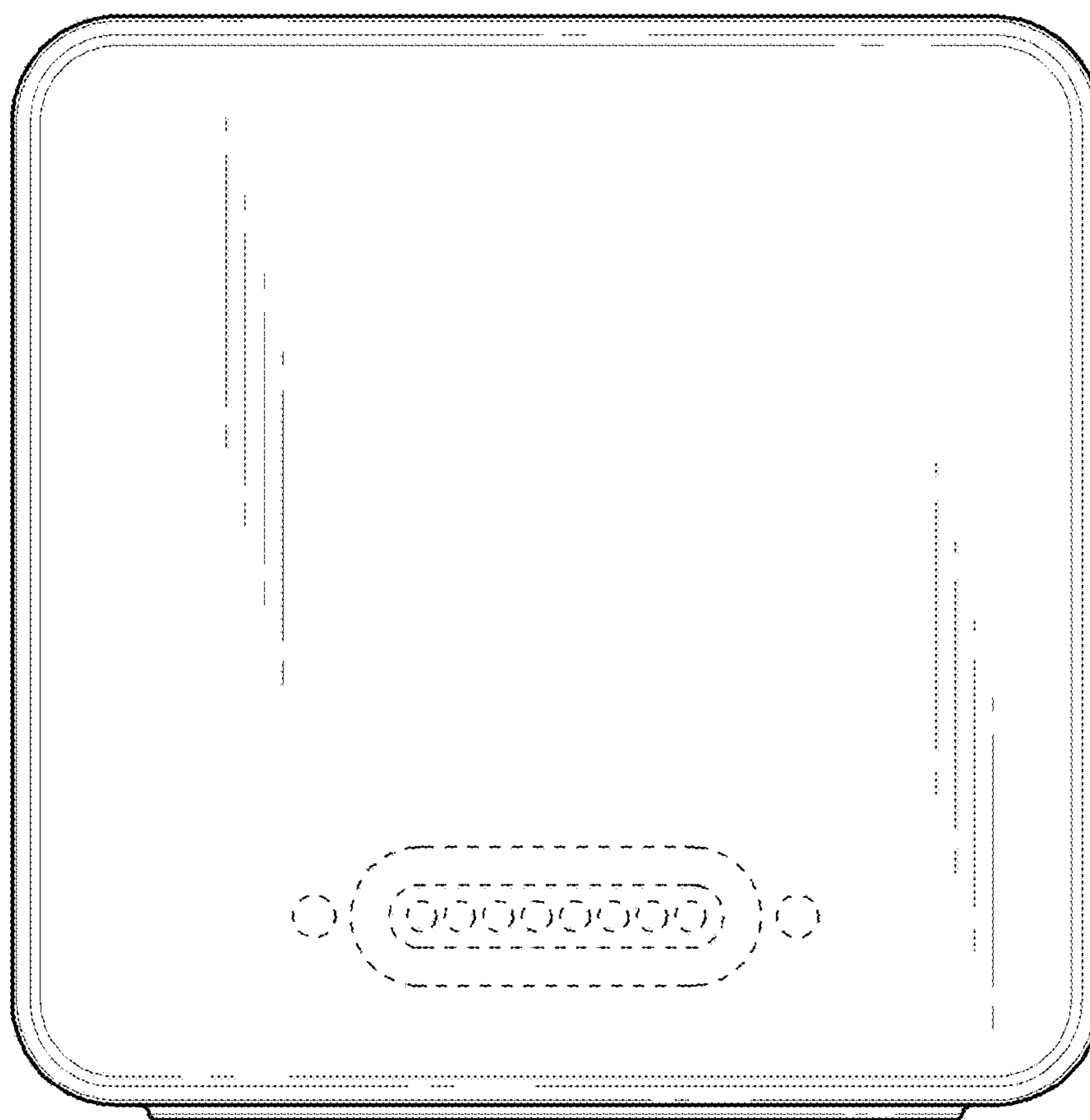


FIG. 3

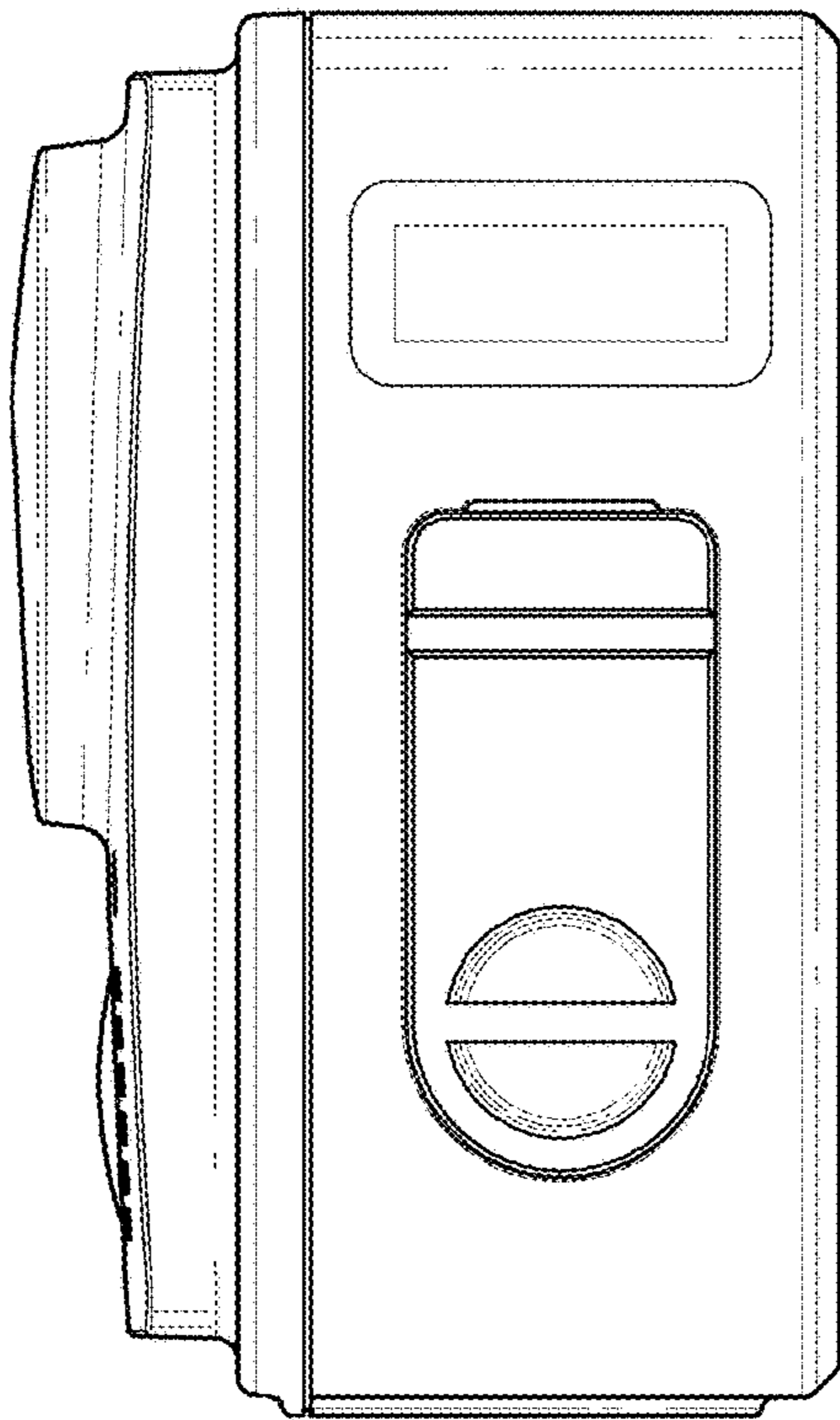


FIG. 4




FIG. 5

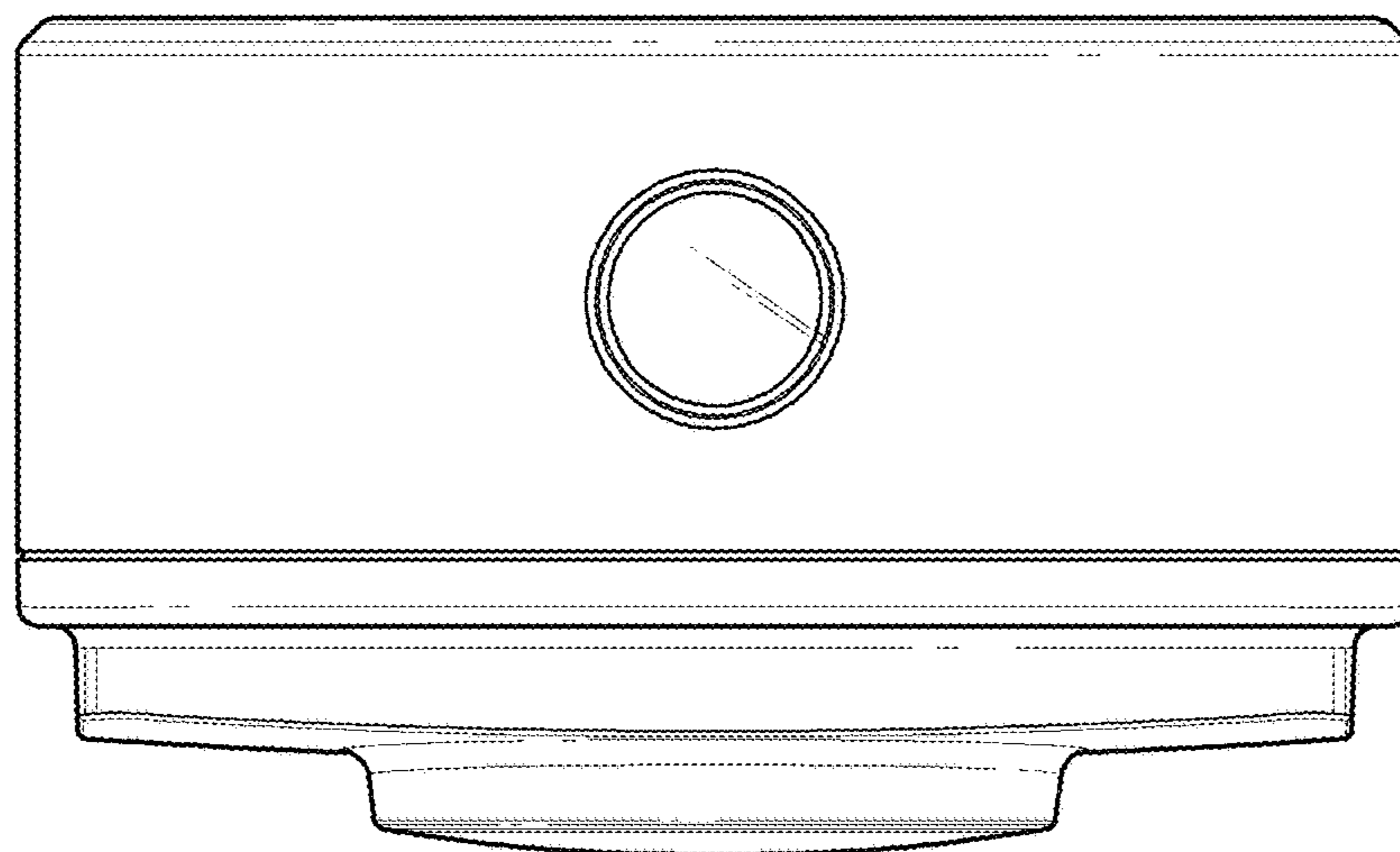


FIG. 6

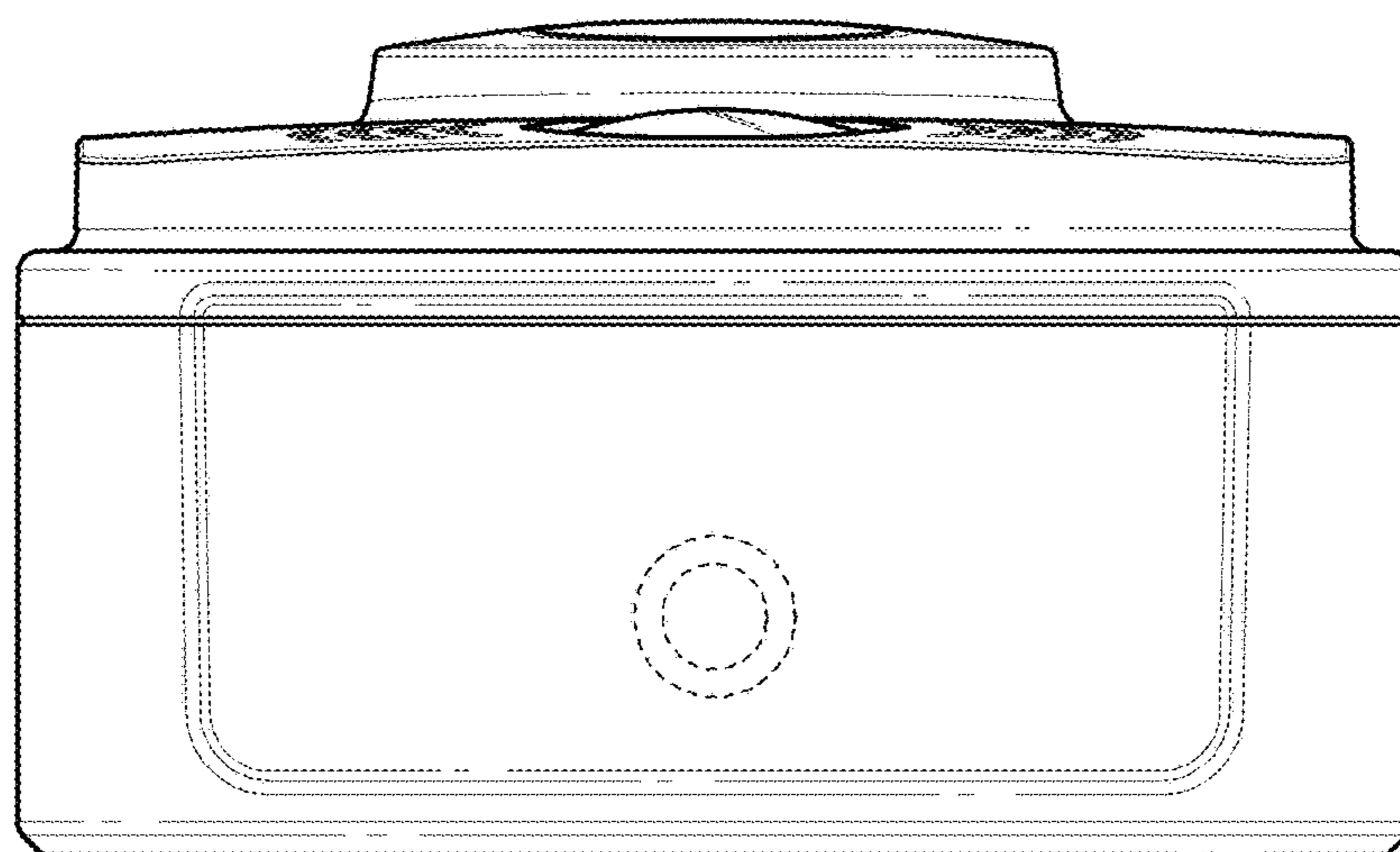


FIG. 7