



US00D820294S

(12) **United States Design Patent** (10) **Patent No.:** **US D820,294 S**
Lee et al. (45) **Date of Patent:** **** Jun. 12, 2018**

(54) **SCREEN WITH A GRAPHICAL USER INTERFACE**
(71) Applicant: **CAL-COMP BIG DATA, INC.**, New Taipei (TW)
(72) Inventors: **Dai-Jung Lee**, New Taipei (TW); **Hsiao-Ting Su**, New Taipei (TW); **Chen-Lei Tsao**, New Taipei (TW)
(73) Assignee: **CAL-COMP BIG DATA, INC.**, New Taipei (TW)
(**) Term: **15 Years**
(21) Appl. No.: **29/579,306**
(22) Filed: **Sep. 29, 2016**
(51) **LOC (11) Cl.** **14-04**
(52) **U.S. Cl.**
USPC **D14/486**
(58) **Field of Classification Search**
USPC D14/485-95; D18/24-33; D19/6, 52; D20/11; D21/324-33
CPC G06F 3/048-3/04897
See application file for complete search history.

D755,819 S * 5/2016 Gao D14/486
D756,403 S * 5/2016 Moon D14/489
D757,769 S * 5/2016 Wang H04N 21/4314
D14/486
D765,664 S * 9/2016 Taniuchi D14/485
D766,270 S * 9/2016 Gandhi D14/485
D766,959 S * 9/2016 Valade D14/486
D768,150 S * 10/2016 Shin D14/485
D768,189 S * 10/2016 Valade D14/488
D777,180 S * 1/2017 Kim D14/485
D777,762 S * 1/2017 Park D14/486
D782,504 S * 3/2017 Lee D14/485
D785,045 S * 4/2017 Coffman D14/492
D789,962 S * 6/2017 Lee D14/486
D795,884 S * 8/2017 Kim D14/485
D798,334 S * 9/2017 Dye D14/489
D799,504 S * 10/2017 Chen D14/485
D799,528 S * 10/2017 Lalor D14/486

* cited by examiner

Primary Examiner — Melanie H Tung
(74) *Attorney, Agent, or Firm* — Chun-Ming Shih; HDLS IPR Services

(57) **CLAIM**

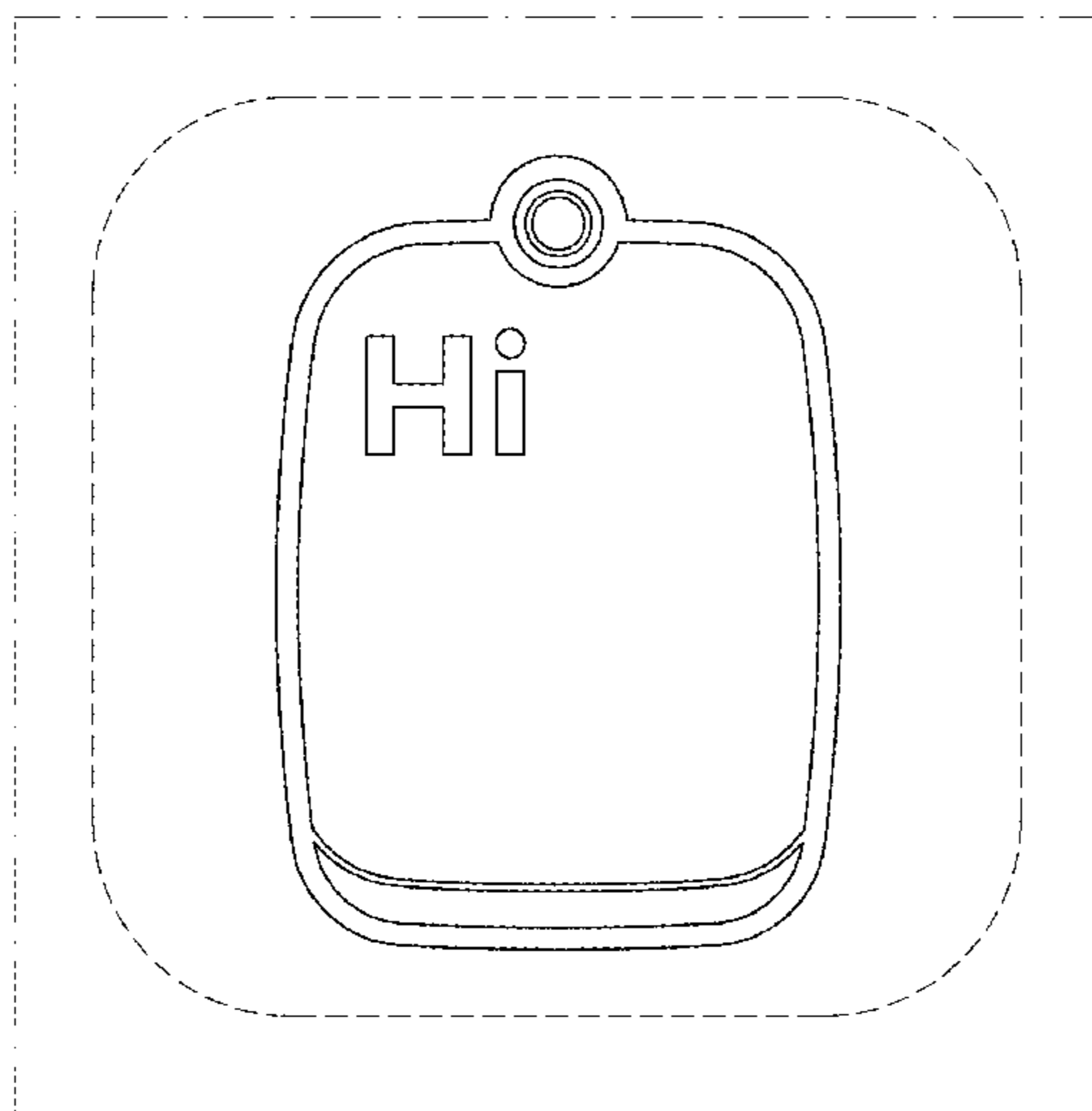
The ornamental design for a screen with a graphical user interface, as shown and described.

DESCRIPTION

FIG. 1 is a front view of a screen with a graphical user interface showing our new design;
FIG. 2 is a second front view thereof;
FIG. 3 is third front view thereof;
FIG. 4 is fourth front view thereof; and,
FIG. 5 is front view of a second embodiment thereof.
The dash-dot line showing of the screen in all views forms no part of the claimed design. The broken line showing of portions of the graphical user interface in all views and forms no part of the claimed design. The outermost broken line in FIG. 5 forms no part of the claimed design.

1 Claim, 5 Drawing Sheets

(56) **References Cited**
U.S. PATENT DOCUMENTS
D440,575 S * 4/2001 Wang D14/486
D525,984 S * 8/2006 Hally D14/487
D527,012 S * 8/2006 Cummins D14/486
D528,558 S * 9/2006 Cummins D14/486
D593,571 S * 6/2009 Ball D14/485
D593,575 S * 6/2009 Ball D14/486
D682,303 S * 5/2013 DiJulio D14/487
D737,279 S * 8/2015 Taniuchi D14/485
D740,854 S * 10/2015 Murali D14/493
D743,986 S * 11/2015 Pan D14/486
D753,680 S * 4/2016 Jeon D14/485
D753,702 S * 4/2016 Zhou D14/488



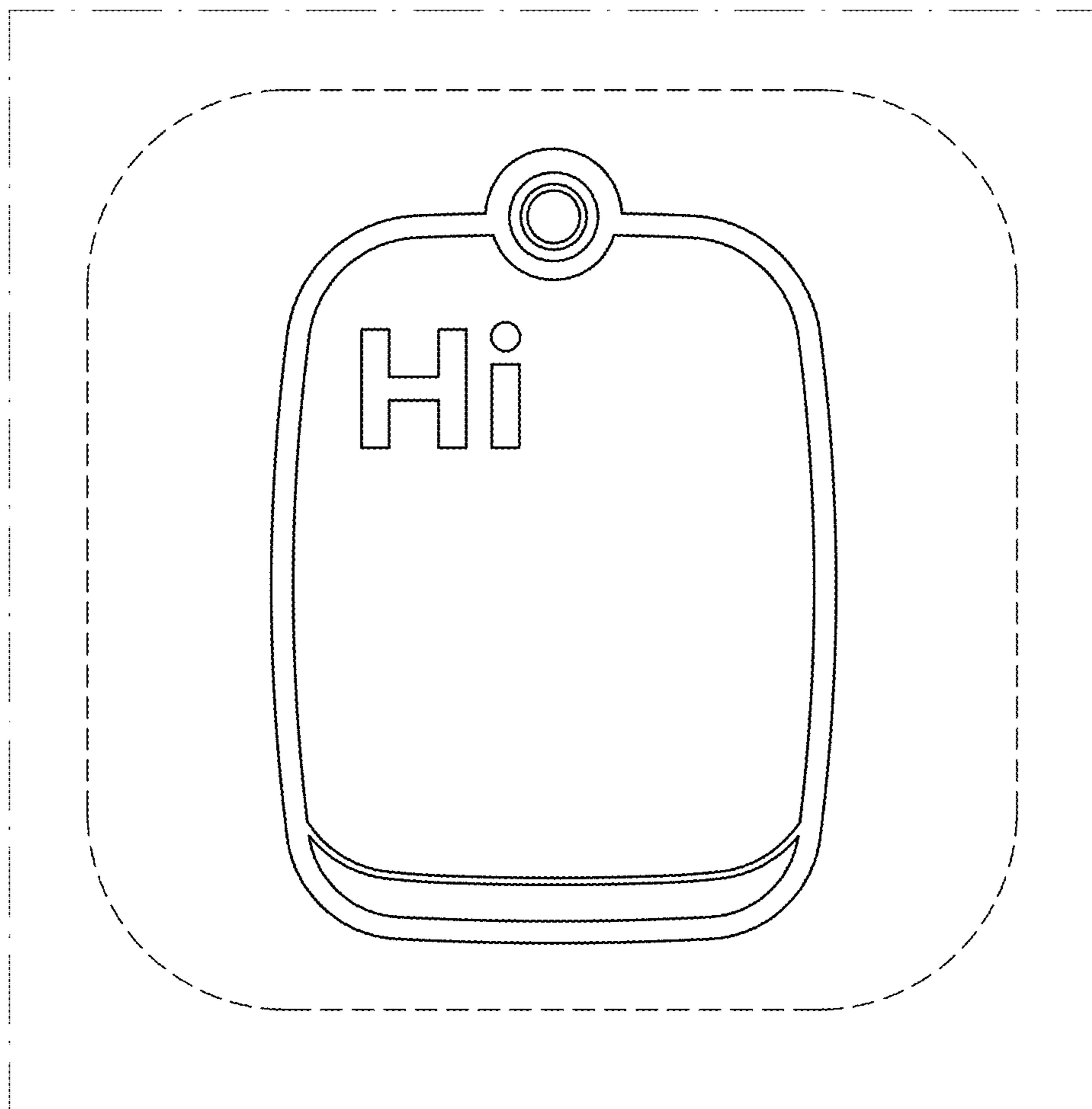


FIG.1

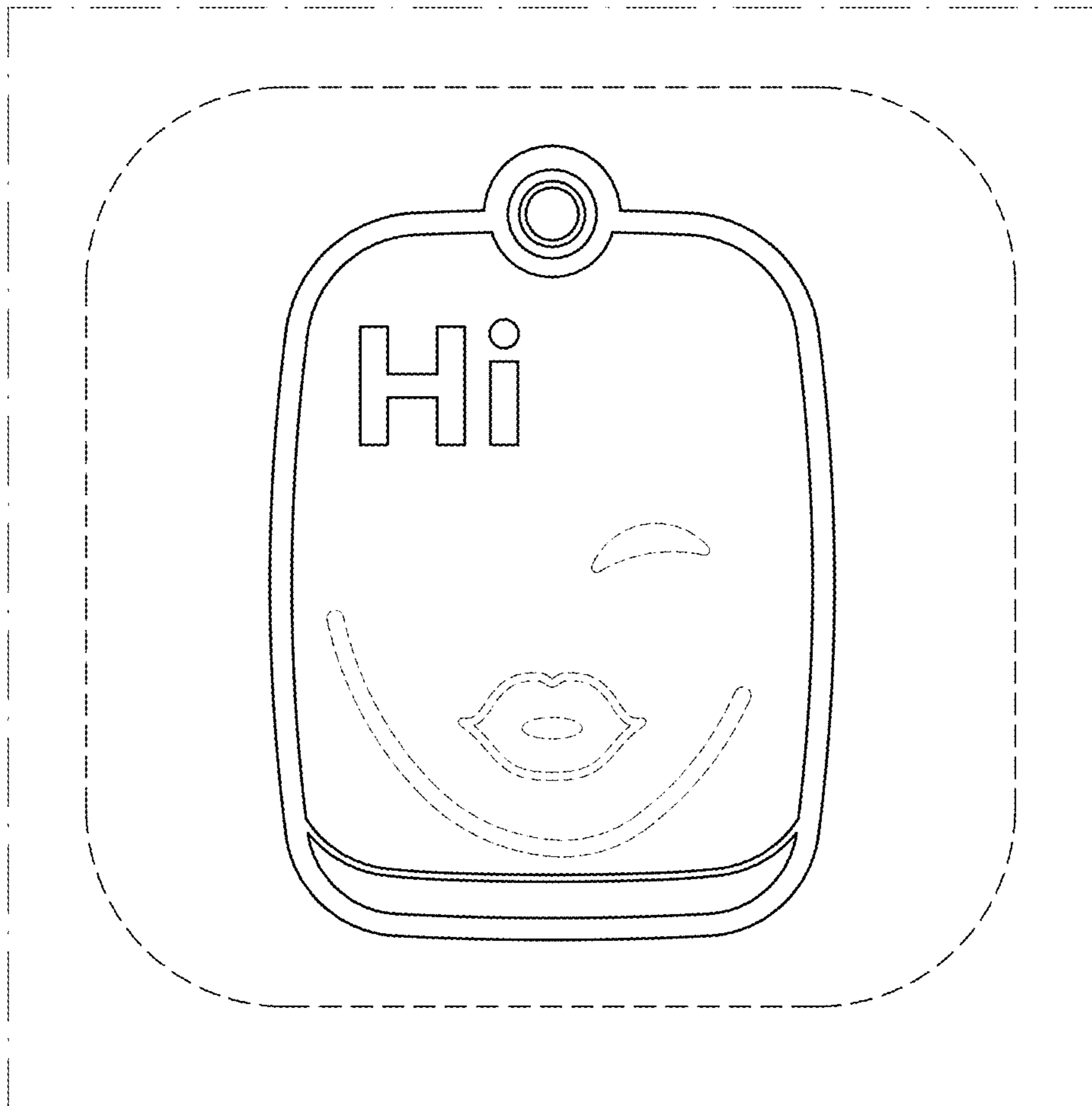


FIG.2

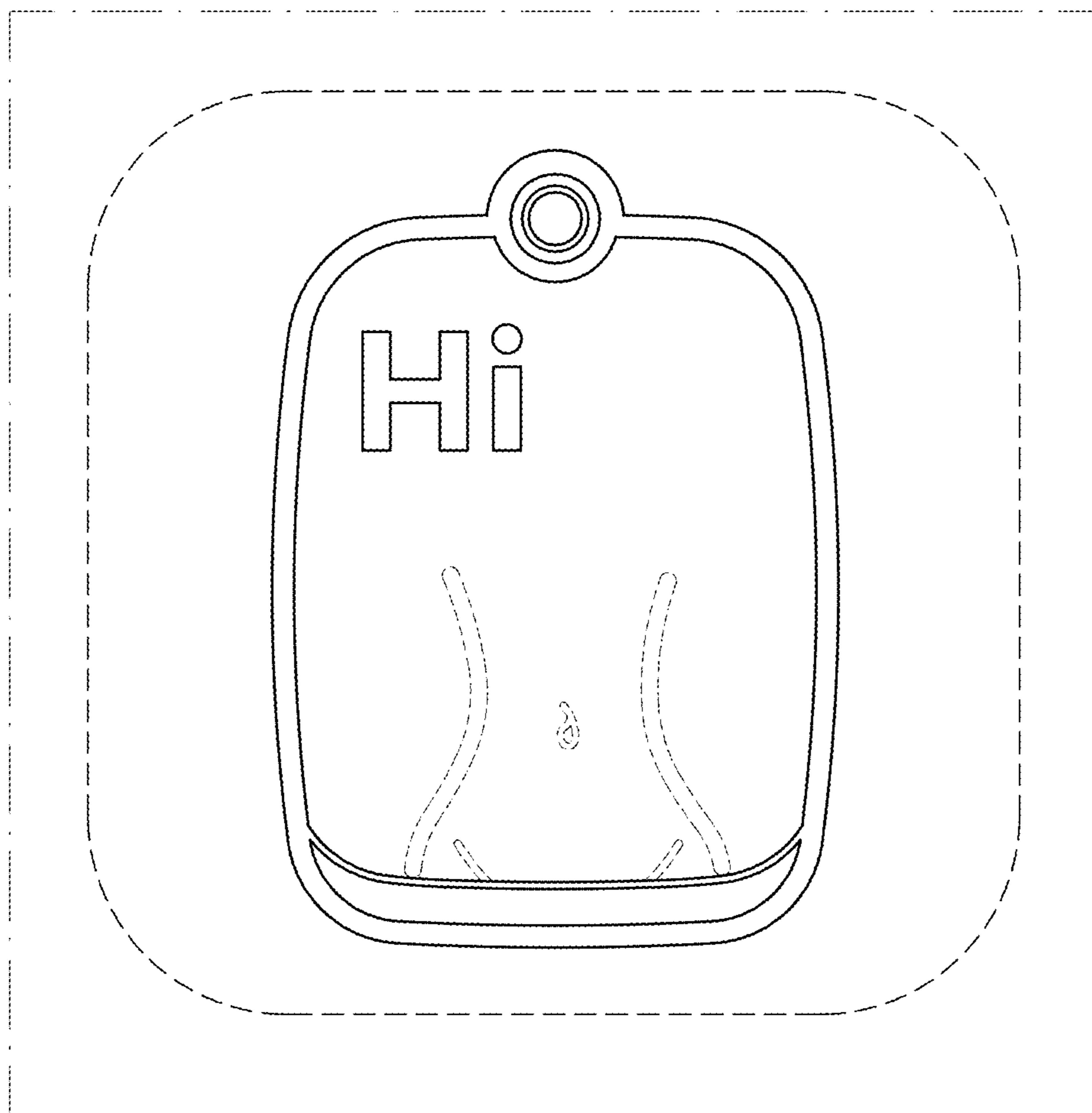


FIG.3

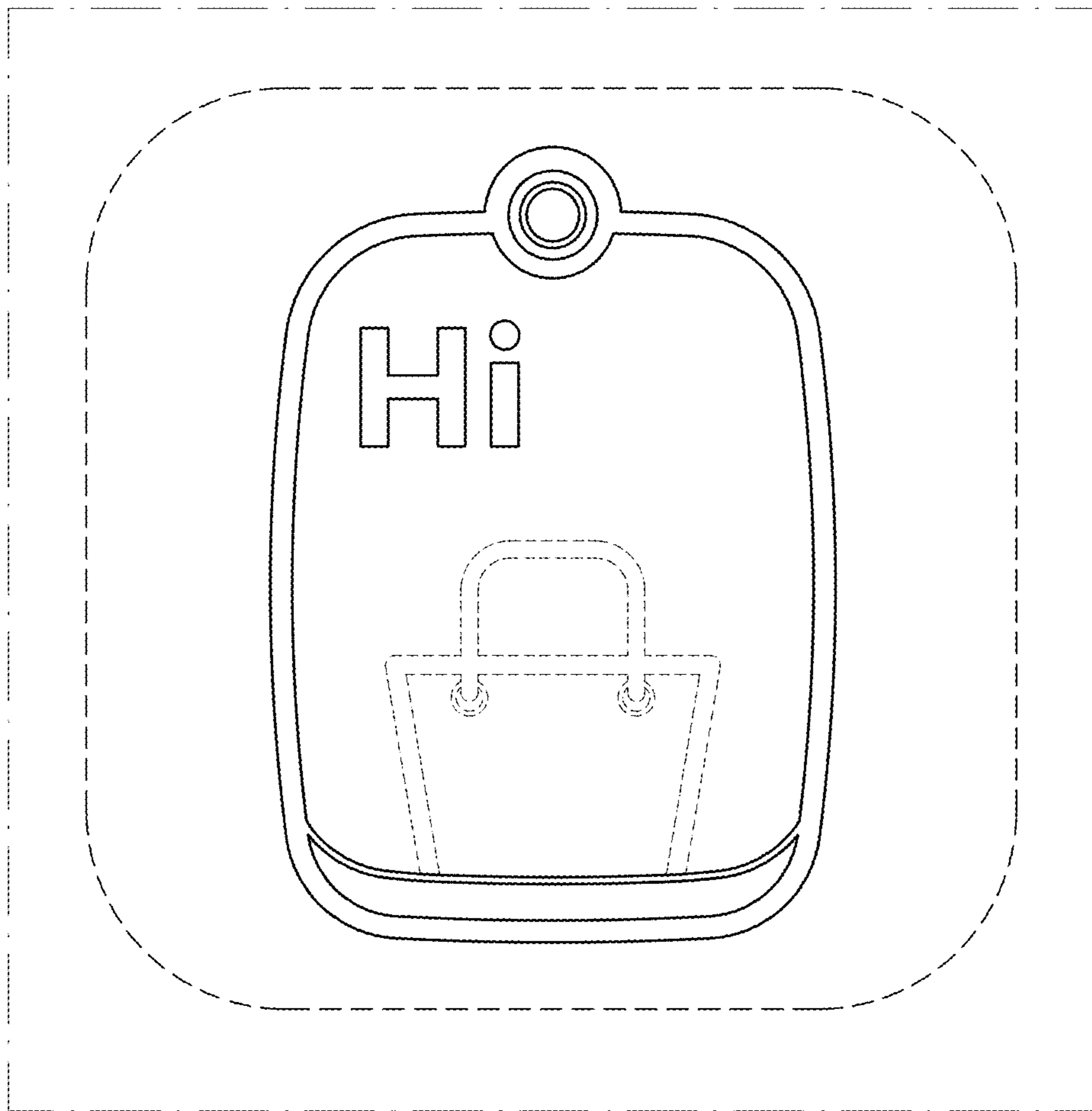


FIG.4

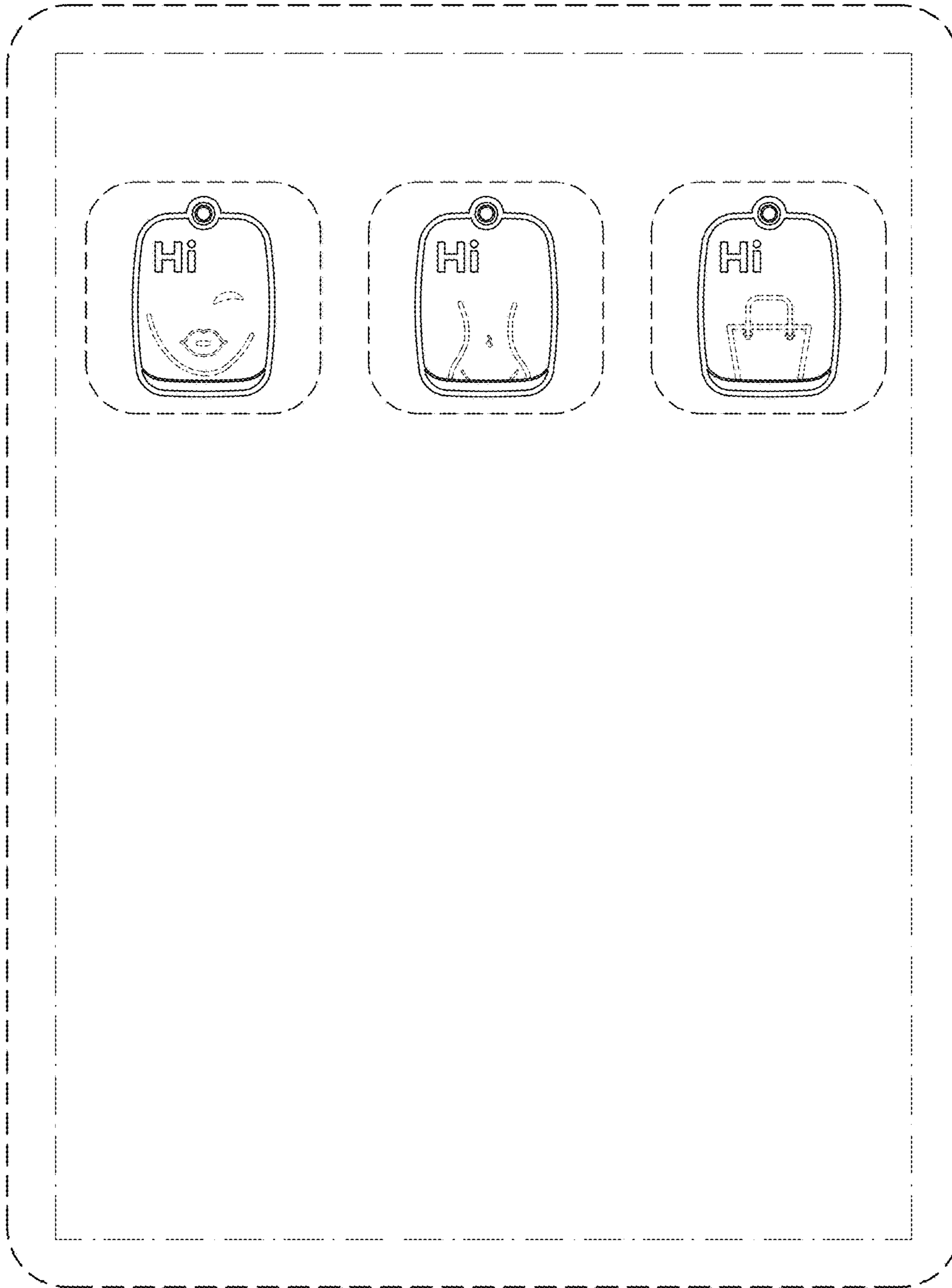


FIG.5