



US00D820263S

(12) **United States Design Patent**
Rebello et al.

(10) **Patent No.:** **US D820,263 S**
(45) **Date of Patent:** **** Jun. 12, 2018**

(54) **CORDLESS HAND SCANNER**

(71) Applicant: **SOCKET MOBILE, INC.**, Newark, CA (US)
(72) Inventors: **James William Rebello**, Livermore, CA (US); **Po-Wen Yang**, Fremont, CA (US); **Vanessa Esther Lindsay**, San Francisco, CA (US); **James Lopez**, Union City, CA (US); **Leonard Ott**, Livermore, CA (US); **Kenneth Wei Jin Tan**, Singapore (SG)
(73) Assignee: **Socket Mobile, Inc.**, Newark, CA (US)

(**) Term: **15 Years**

(21) Appl. No.: **29/591,187**

(22) Filed: **Jan. 17, 2017**

(51) **LOC (11) Cl.** **14-02**

(52) **U.S. Cl.**
USPC **D14/426**

(58) **Field of Classification Search**
USPC D14/420, 426-430, 453, 346, 341, 347, D14/412, 138; D13/107, 184; 358/473; 235/462.43, 462.45, 462.47, 462.48, 235/462.44, 462.46, 487, 472.01, 472.02, 235/145 A, 145 R; D10/78, 57, 2, 46, 52, D10/53, 81; 324/426; D3/273; 710/73; D18/7; 361/679, 728, 679.56, 683; 382/313, 321, 314; 455/575.1, 561, 572, 455/41.2; 345/156, 168, 169, 172, 173, 345/87, 179, 183; 705/17, 18, 22-25;
(Continued)

(56) **References Cited**

U.S. PATENT DOCUMENTS

D226,583 S * 3/1973 Welch D24/214
D238,100 S * 12/1975 Pulos D24/137
(Continued)

Primary Examiner — Susan Moon Lee
(74) *Attorney, Agent, or Firm* — PatentVentures: Bennett Smith; Korbin Van Dyke

(57) **CLAIM**

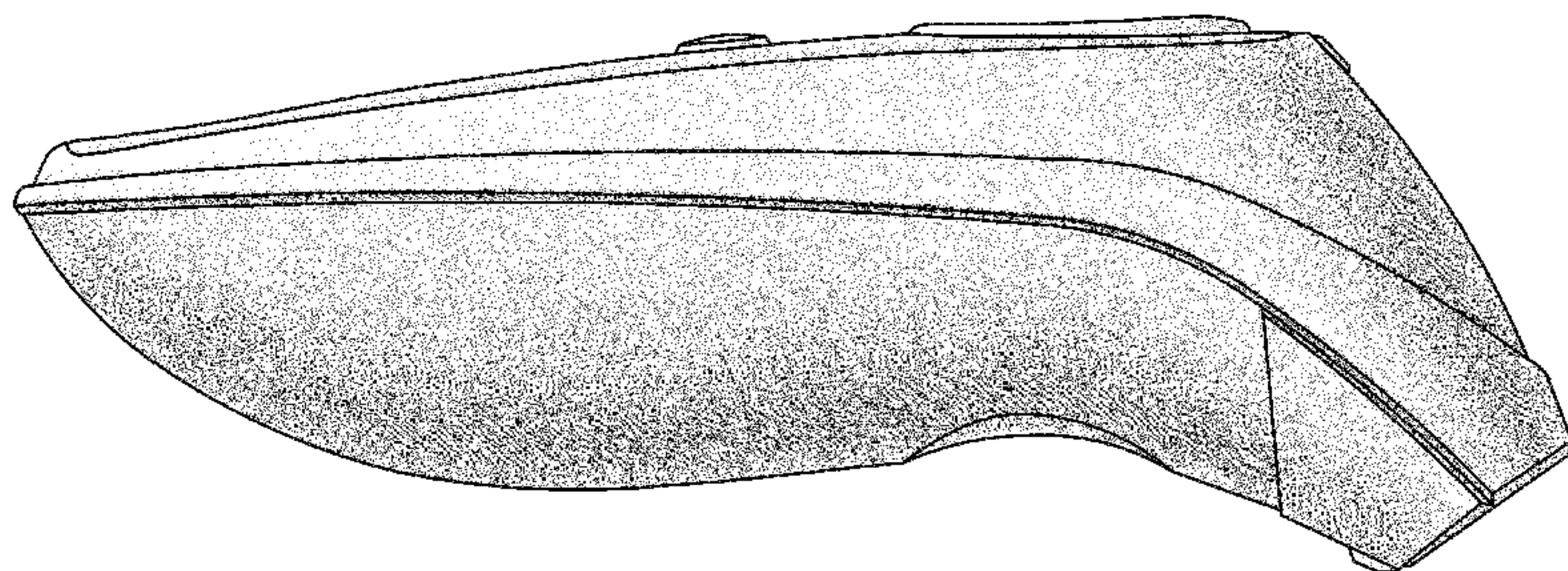
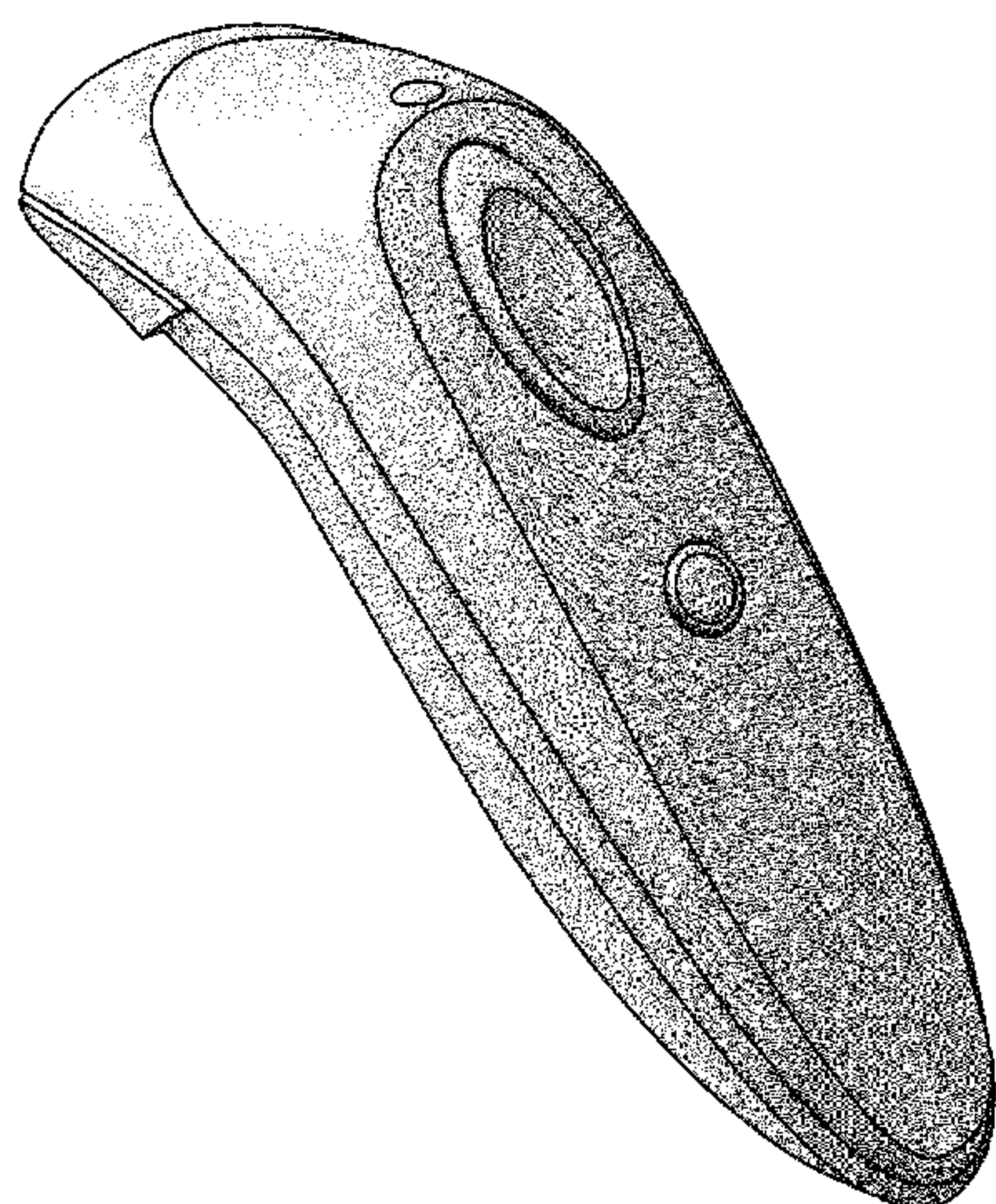
The ornamental design for a cordless hand scanner, as shown and described.

DESCRIPTION

FIG. 1 is a perspective view of a cordless hand scanner, showing a first embodiment of our new design;
FIG. 2 is a view of a first end thereof;
FIG. 3 is a view of a second end thereof;
FIG. 4 is a side view thereof, the other side view thereof being a mirror image;
FIG. 5 is a top view thereof;
FIG. 6 is a bottom view thereof;
FIG. 7 is a perspective view of a cordless hand scanner, showing a second embodiment of our new design;
FIG. 8 is a view of a first end thereof;
FIG. 9 is a view of a second end thereof;
FIG. 10 is a side view thereof, the other side view thereof being a mirror image;
FIG. 11 is a top view thereof;
FIG. 12 is a bottom view thereof;
FIG. 13 is a perspective view of a cordless hand scanner, showing a third embodiment of our new design;
FIG. 14 is a view of a first end thereof;
FIG. 15 is a view of a second end thereof;
FIG. 16 is a side view thereof, the other side view thereof being a mirror image;
FIG. 17 is a top view thereof; and,
FIG. 18 is a bottom view thereof.

Broken lines and unshaded portions contained within broken lines depict portions of the cordless hand scanner that form no part of the claimed design. Stipple shading conveys surface contouring, not texture. Perspective views are not drawn to scale.

1 Claim, 15 Drawing Sheets



(58) **Field of Classification Search**

USPC D16/206, 218, 202, 219, 208, 209;
 356/328; 396/419, 423, 424; 374/130,
 374/100, 121, 102, 141, 124, 170, 104,
 374/103; 702/130, 135; 348/164, 165,
 348/149, 333.01, 333.11, E5.043, E5.047,
 348/E5.09, 33, 82, E5.028, 347, 373, 374,
 348/375, 66; 250/330, 351, 353, 332,
 250/334, 358.1, 316.1, 338.1, 568;
 600/549, 474, 413, 473, 200, 184, 437,
 600/427, 439, 109, 178, 180, 237, 241;
 D24/186, 185, 187, 152, 158, 133, 144,
 D24/146, 107, 112, 206, 200, 209, 215,
 D24/167, 214, 210; D21/333; D28/44,
 D28/48; D8/99; 359/214; 16/110.1,
 16/430, 431; 439/133, 135; 433/29, 37,
 433/72, 114, 116; 709/219, 201;
 320/114, 115, 123
 CPC G06F 1/626; G06F 1/1626; G06F 1/1656;
 G06F 1/1632; G06F 1/1684; G06F
 1/1635; G06F 8/63; G06F 17/30091;
 G06F 9/4401; G06F 3/03545; G06K
 7/10881; G06K 7/1098; G06K 7/10722;
 G06K 7/1404; G06K 7/0004; G06K
 7/10633; G06K 7/10851; G06K 7/1091;
 G06K 7/1092; G06K 7/1093; G06K 7/10;
 G06K 7/109; G06K 7/1417; G06K 9/228;
 G06K 17/0022; G06K 17/00; G06K
 2207/1011; G06K 2207/1013; G06K
 2207/1016; G06K 2207/1018; G06K
 2017/0051; G06K 2017/0067; G06K
 2007/10524; G07G 1/0081; G07G 1/009;
 G06Q 20/20; G06Q 20/201; G06Q
 20/202; G06Q 20/203; G06Q 20/30;
 G06Q 20/32; G06Q 20/322; G06Q
 20/4014; G06Q 10/087; H04N 1/00127;
 H04N 1/00135; H04N 1/00326; H04N
 1/00334; H04N 1/00307; H04N 1/107;
 H04N 2201/0084; H04N 2101/00; H04N
 5/332; H04N 5/33; H04N 5/2251; H04N
 5/2258; H04N 5/2256; H04N 5/23293;
 H04N 5/23203; H04N 5/2254; H04N
 5/2252; H04N 5/2253; H04N 5/23229;
 H04N 5/3651; H04M 1/0249; H04M
 1/0262; H04M 1/0266; H04M 1/18;
 H04M 1/23; H04M 1/236; H04B 1/3827;
 H04B 1/3833; H04B 1/3877; H04B
 1/3883; H04B 1/3888; H04B 2001/3894;
 H01M 2/1066; G01J 5/025; G01J 5/0265;
 G01J 5/026; G01J 5/027; G01J 5/02;
 G01J 5/06; G01J 5/08; G01J 5/04; G01J
 5/12; G01J 5/00; G01J 5/18; G01J
 5/0834; G01J 5/522; G01J 5/0806; G01J
 5/028; G01J 2005/0077; G01J 2005/0081;
 G02B 7/08; G02B 7/04; G01K 1/02;
 G01K 3/04; G03B 17/18; G03B 3/02;
 G03B 3/04; G03B 3/10; H02J 7/0044;
 A61B 8/44; A61B 8/46; A61B 8/4427;
 A61B 8/4433; A61B 8/4438; A61B
 8/4444; A61B 8/56; A61B 8/4461; A61B
 8/4455; A61B 8/4472; A61B 5/00; A61B
 5/0013; A61B 5/0017; A61B 5/0033;
 A61B 5/004; A61B 5/0062;

A61B 5/0064; A61B 5/0068; A61B
 5/0066; A61B 5/0086

See application file for complete search history.

(56)

References Cited

U.S. PATENT DOCUMENTS

D303,706 S * 9/1989 King D24/142
 D319,436 S * 8/1991 Matsushita D14/428
 D320,981 S * 10/1991 Conversano D14/431
 D323,034 S * 1/1992 Reinstein D24/200
 D340,042 S * 10/1993 Copper D14/388
 5,256,866 A * 10/1993 Conversano G06K 7/10881
 235/462.49
 D343,801 S * 2/1994 Burns D10/78
 D350,736 S * 9/1994 Takahashi D14/417
 D358,654 S * 5/1995 Smith D24/200
 D368,901 S * 4/1996 Currid D14/417
 D375,729 S * 11/1996 Aeschbacher D14/407
 D378,939 S * 4/1997 Smith D24/112
 D389,915 S * 1/1998 Emerson D24/133
 D400,258 S * 10/1998 Bolleter D24/210
 D406,126 S * 2/1999 Massieu D14/428
 D414,897 S * 10/1999 Prochaska D28/48
 D415,316 S * 10/1999 Prochaska D28/48
 D416,647 S * 11/1999 Wonderley D28/48
 D417,034 S * 11/1999 Shurtleff D28/48
 6,001,070 A * 12/1999 Gebhard A61F 7/007
 601/15
 D425,997 S * 5/2000 Jakubow D24/215
 D432,932 S * 10/2000 Evans D10/78
 D448,878 S * 10/2001 Dalton D26/49
 6,312,397 B1 * 11/2001 Gebhard A61F 7/007
 601/15
 D451,358 S * 12/2001 Griese D8/107
 D454,413 S * 3/2002 Shepperson D28/48
 D457,265 S * 5/2002 Gebhard D28/9
 D458,161 S * 6/2002 Lie D10/57
 D460,074 S * 7/2002 Ponnert D14/420
 D464,172 S * 10/2002 Shepperson D28/48
 D473,942 S * 4/2003 Motoki D24/137
 D475,160 S * 5/2003 Bas D28/53
 D476,745 S * 7/2003 Gerth D24/200
 D484,264 S * 12/2003 Dalton D26/37
 D486,234 S * 2/2004 Chernyshev D24/200
 D490,525 S * 5/2004 Stein D24/167
 D490,528 S * 5/2004 Cook D24/200
 D495,833 S * 9/2004 McCambridge D28/53
 D499,212 S * 11/2004 Nielsen D28/54
 D506,260 S * 6/2005 Ryan D14/218
 D506,576 S * 6/2005 Chen D28/59
 D507,573 S * 7/2005 Wang D14/402
 D508,586 S * 8/2005 Shurtleff D24/147
 D509,301 S * 9/2005 Talbot D24/215
 D511,024 S * 10/2005 Dombrowski D28/48
 D513,335 S * 12/2005 Lee D26/37
 D518,482 S * 4/2006 Hodges D14/426
 D519,234 S * 4/2006 Lee D26/37
 D526,320 S * 8/2006 Brandon et al.
 D528,530 S * 9/2006 Rose D14/138 R
 D529,016 S * 9/2006 Rose D14/138 R
 D530,031 S * 10/2006 Kung D26/37
 D531,632 S * 11/2006 Brandon et al.
 D533,514 S * 12/2006 Hidalgo D13/168
 D535,397 S * 1/2007 Chen D24/146
 D535,993 S * 1/2007 Ueda D14/480.7
 D536,450 S * 2/2007 Ryan D24/144
 D537,204 S * 2/2007 Ramm D28/48
 D540,882 S * 4/2007 Crook D14/412
 D540,947 S * 4/2007 Jung D24/167
 D541,475 S * 4/2007 Psimadas D28/48
 D544,605 S * 6/2007 Gumisawa D24/186
 D550,365 S * 9/2007 Kitayama D24/186
 D551,660 S * 9/2007 Francz D14/218
 D553,248 S * 10/2007 Nguyen D24/186
 D554,183 S * 10/2007 Paulus D19/161
 D556,201 S * 11/2007 Ashida D14/412

(56)

References Cited

U.S. PATENT DOCUMENTS

2013/0304163 A1* 11/2013 Moon A61N 5/0617
607/88
2015/0051620 A1* 2/2015 Presser A61B 17/54
606/131
2015/0150353 A1* 6/2015 Yiu A45D 29/05
132/75.6
2015/0238094 A1* 8/2015 Lai A61B 5/0002
600/301

* cited by examiner

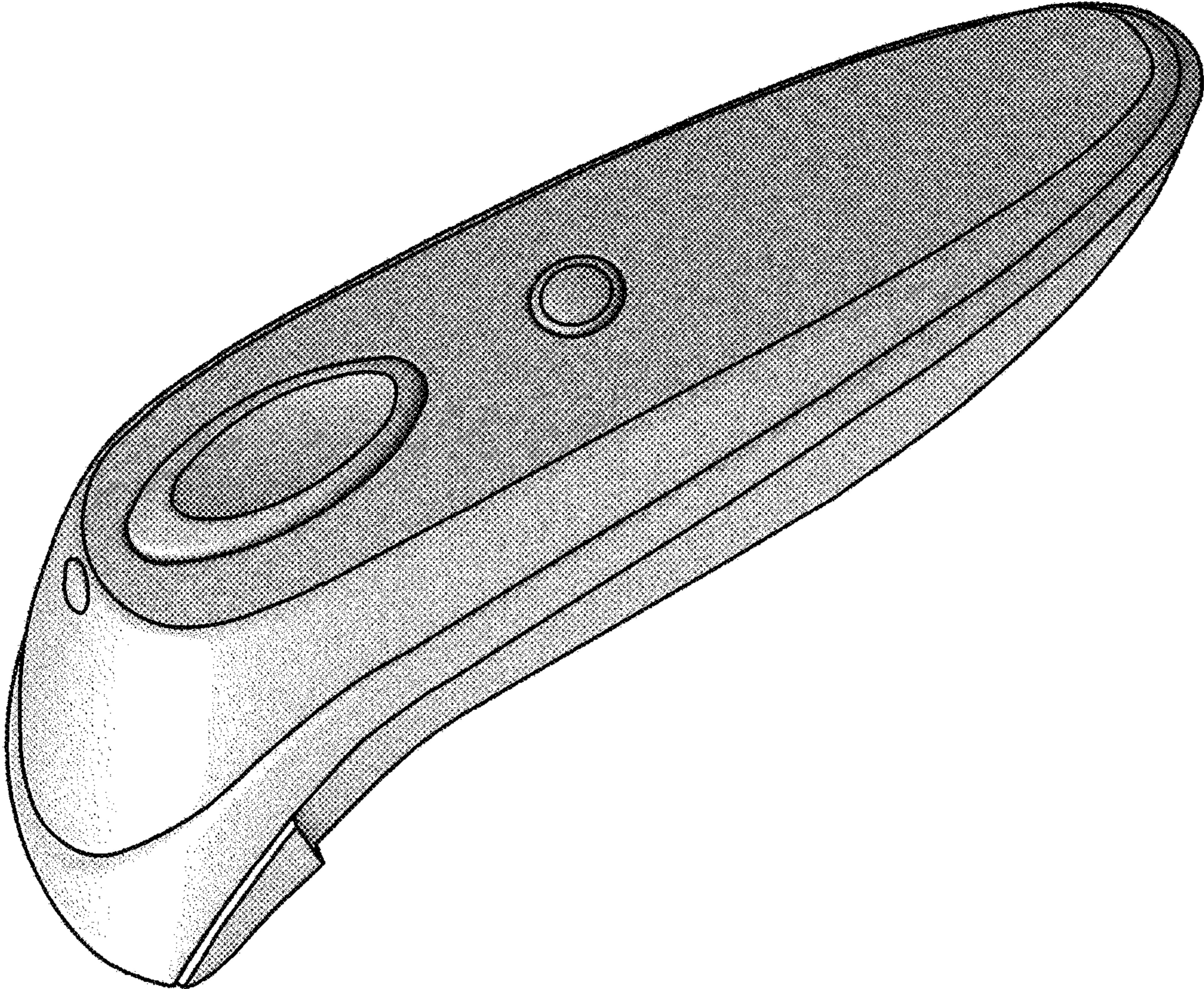


Fig. 1

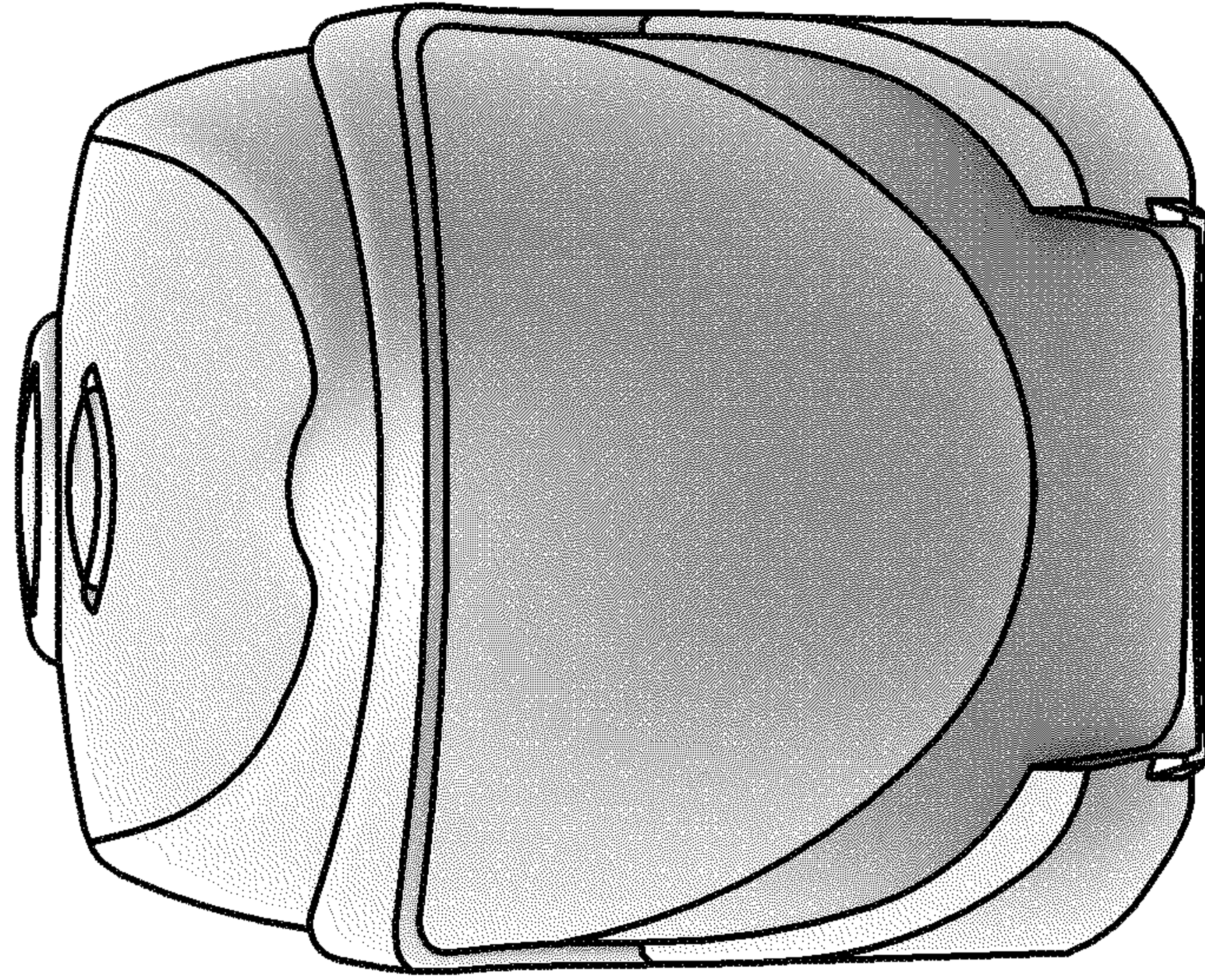


Fig. 3

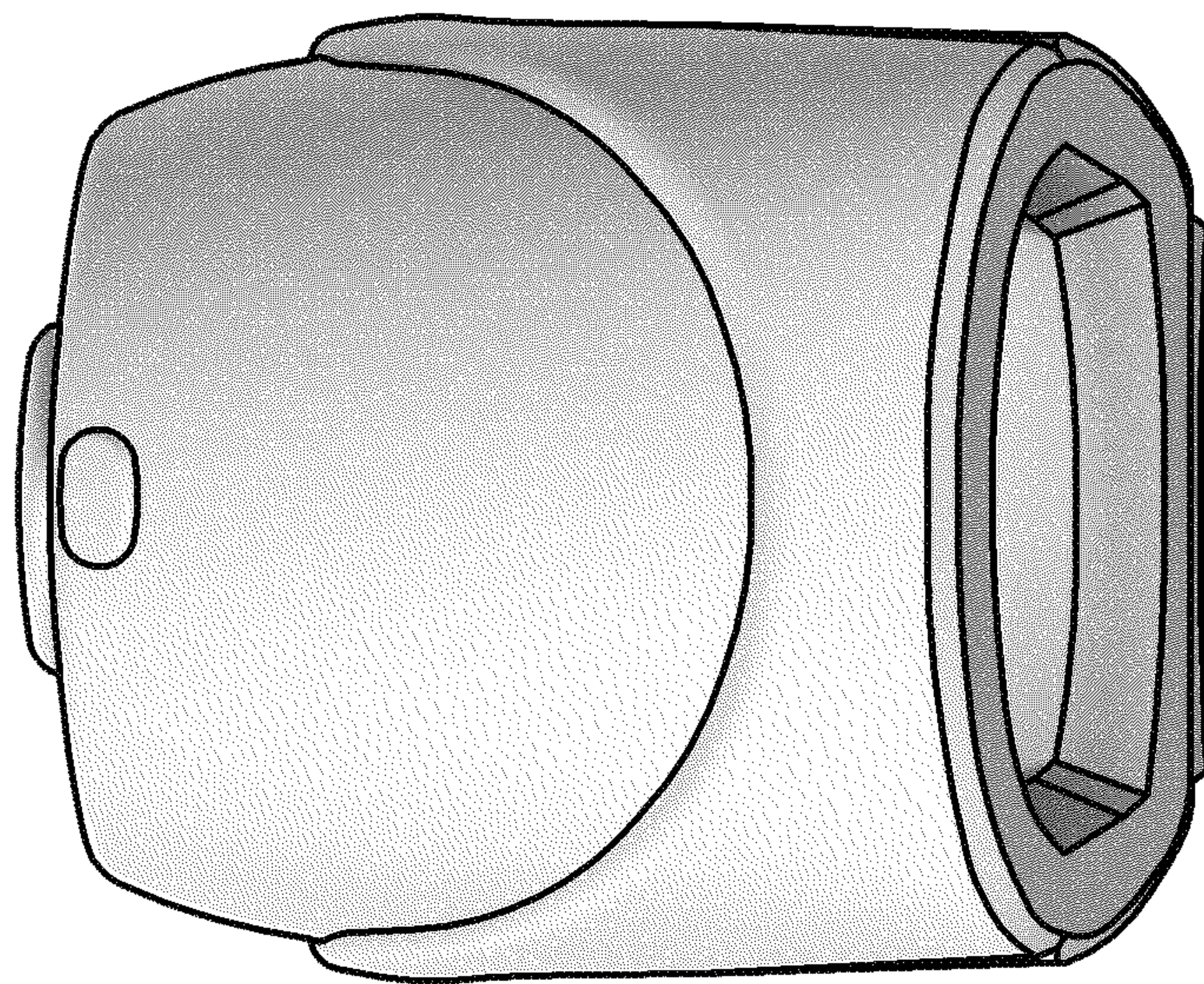


Fig. 2

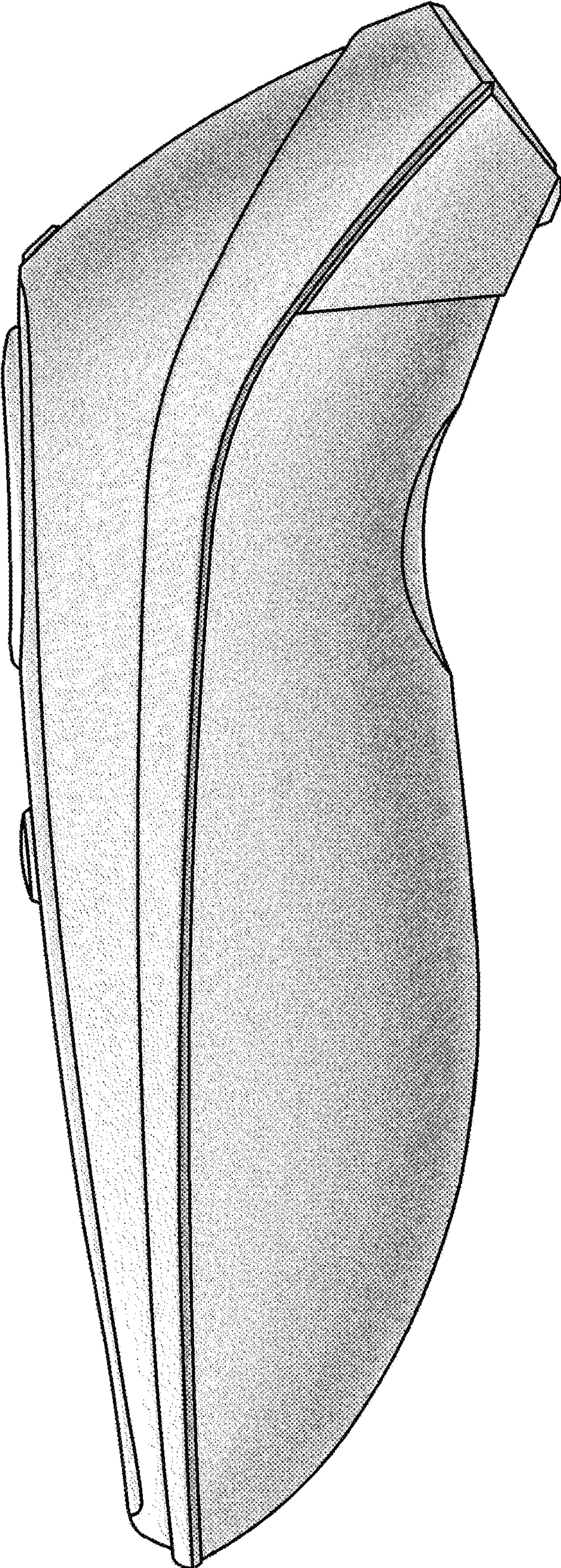


Fig. 4




Fig. 5




Fig. 6

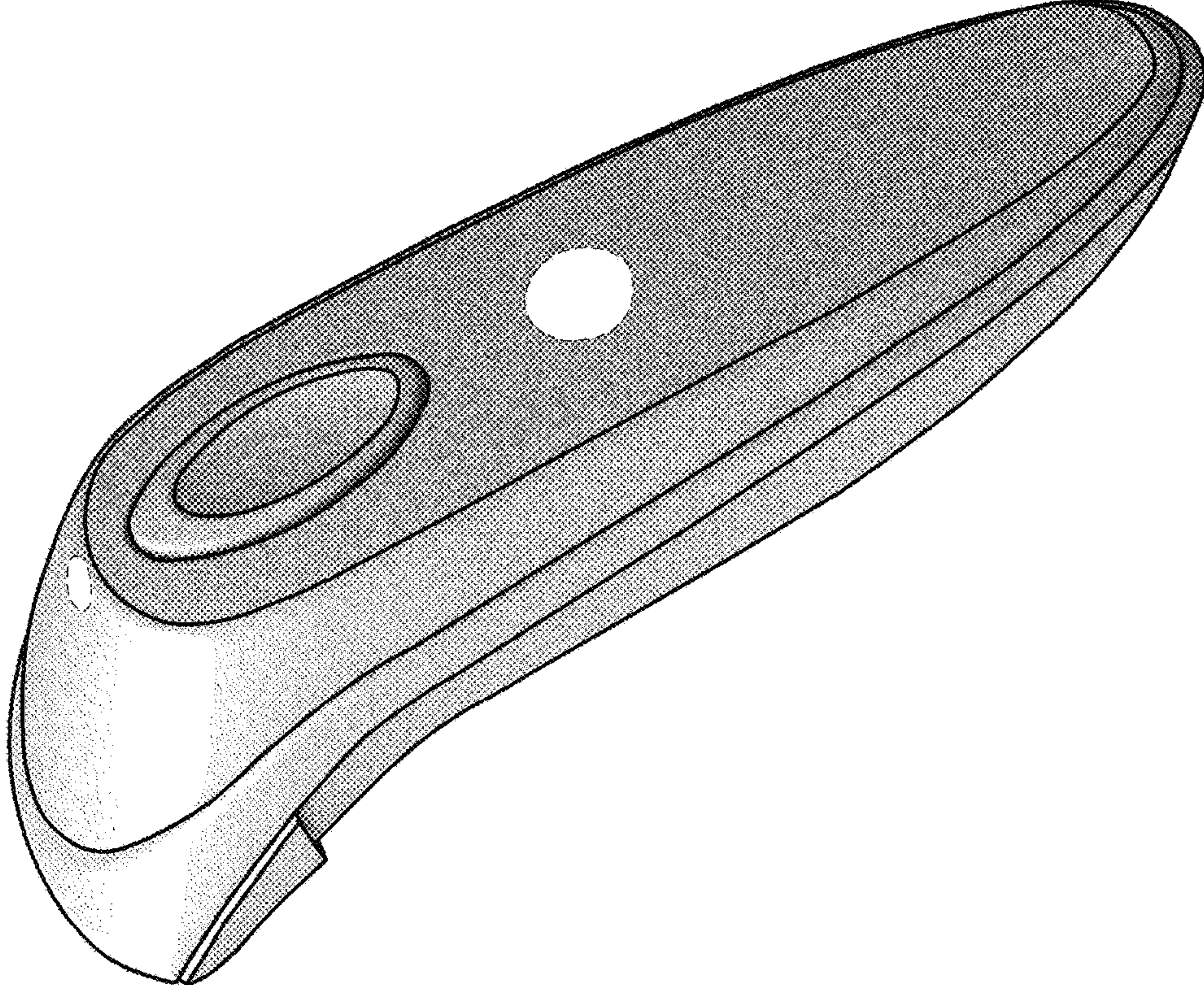


Fig. 7

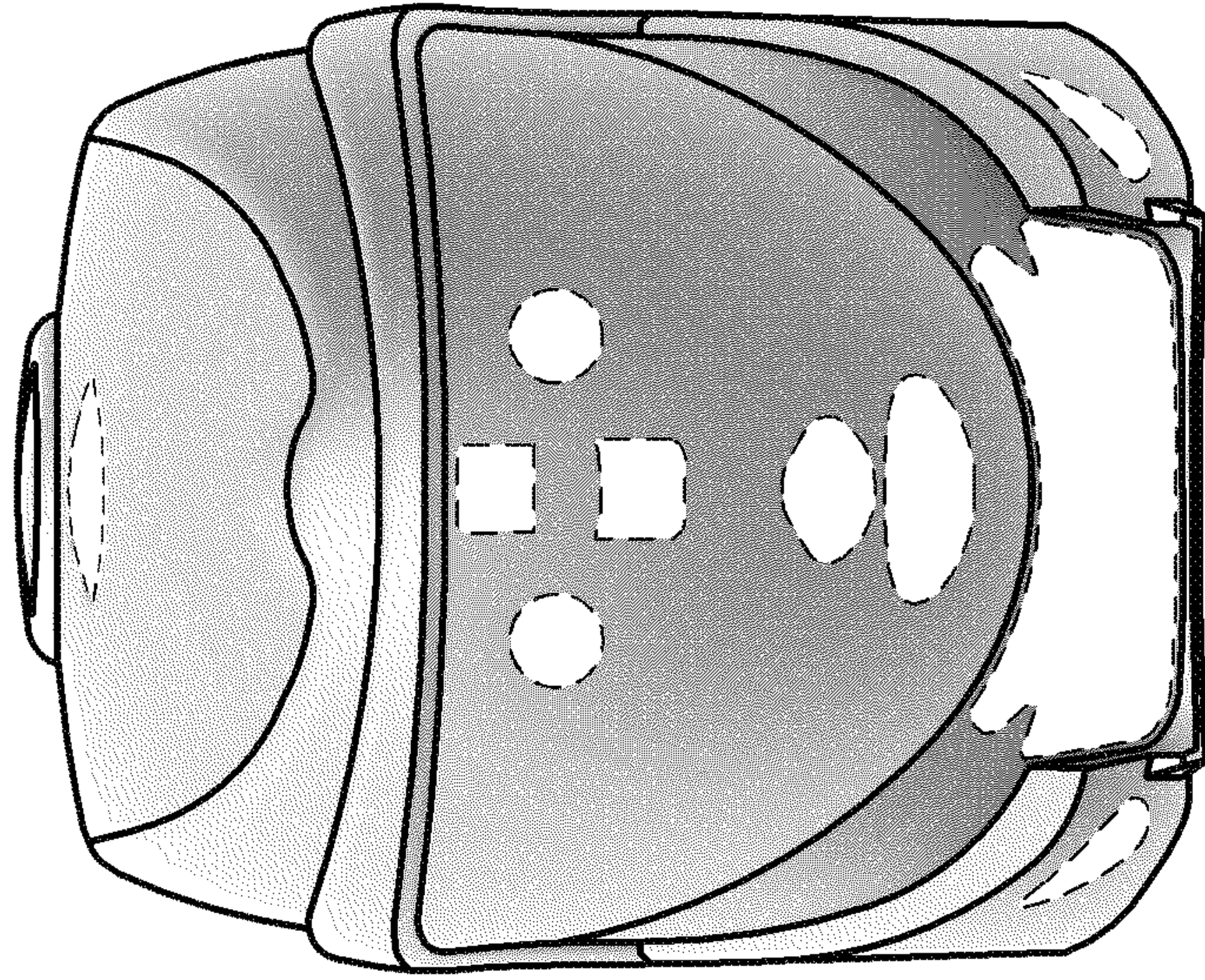


Fig. 9

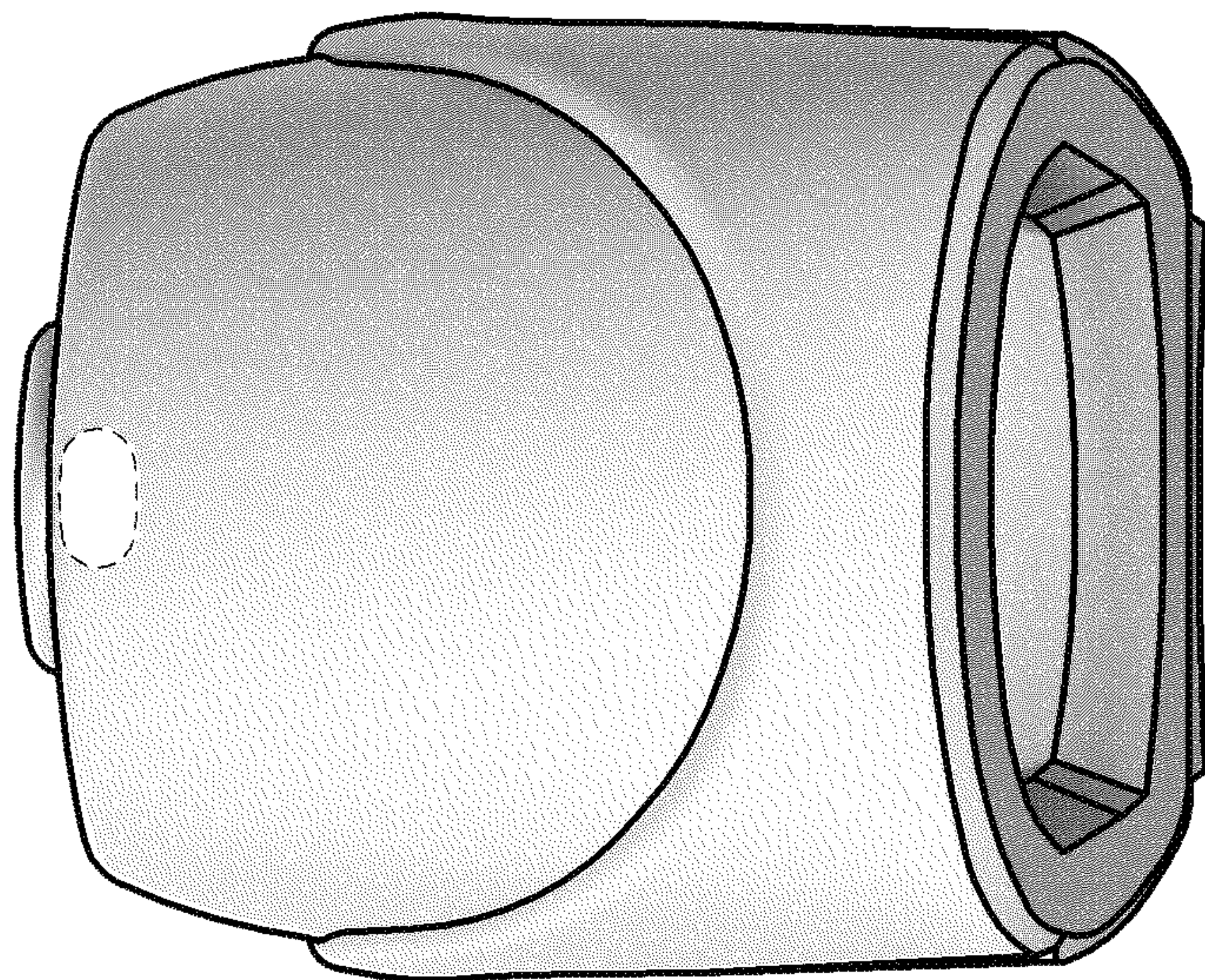


Fig. 8

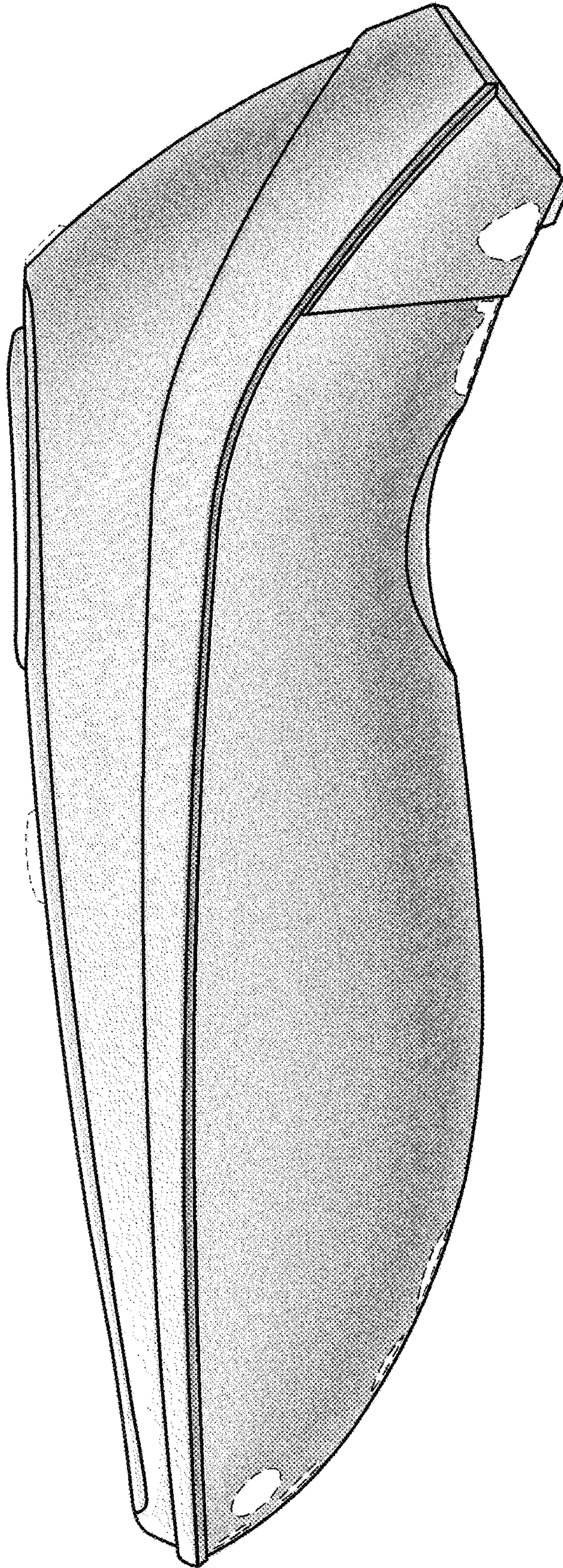


Fig. 10




Fig. 11




Fig. 12




Fig. 13

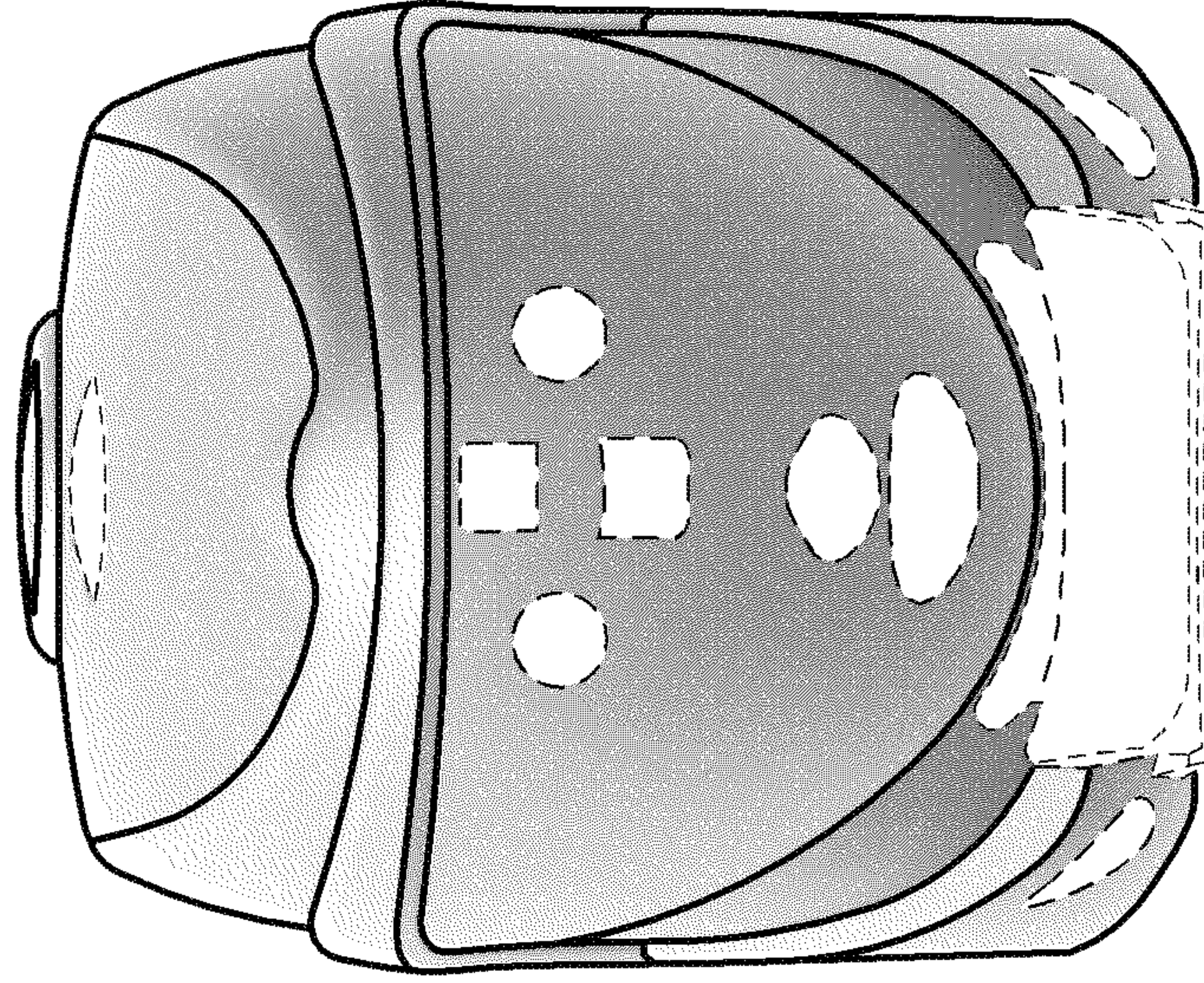


Fig. 15

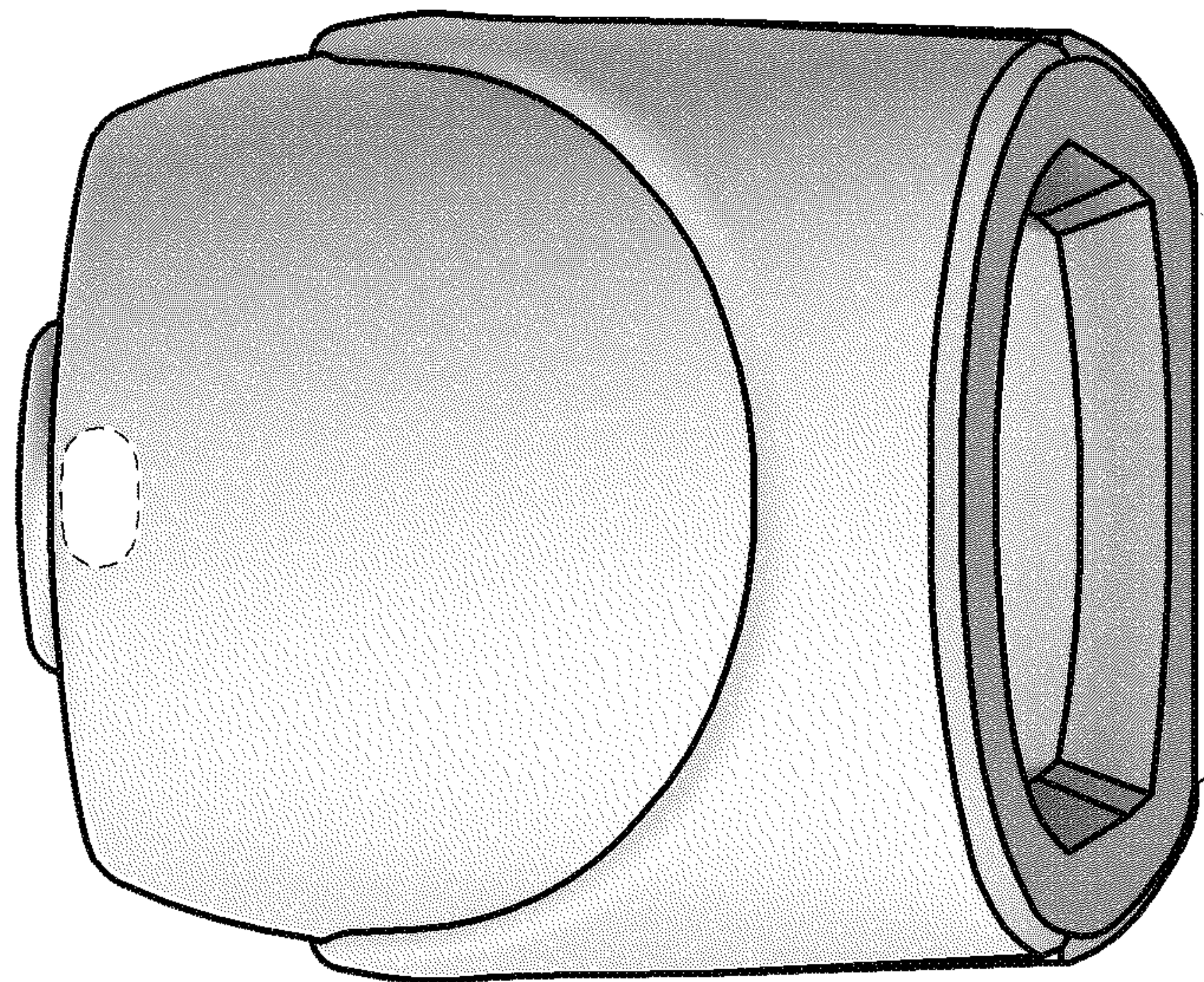


Fig. 14

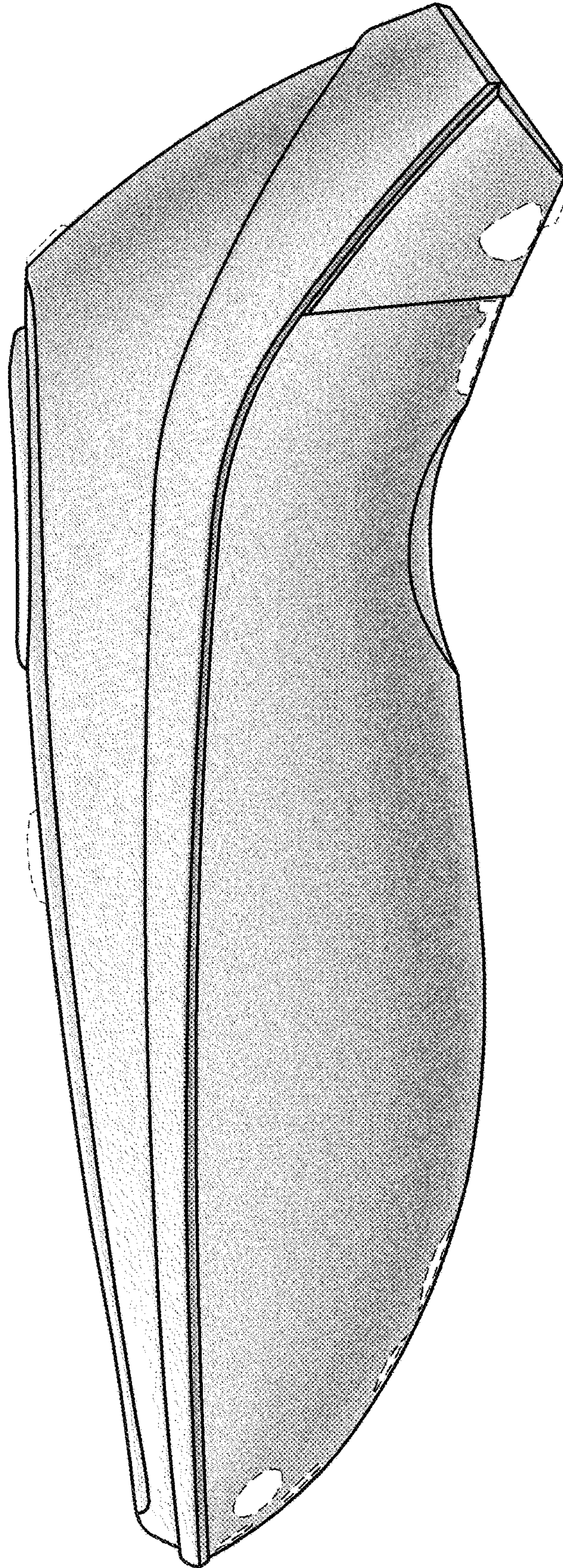


Fig. 16




Fig. 17




Fig. 18