



US00D820254S

(12) **United States Design Patent**  
**Wall et al.**

(10) **Patent No.:** **US D820,254 S**  
(45) **Date of Patent:** **\*\* Jun. 12, 2018**

(54) **ELECTRONIC DEVICE**

- (71) Applicant: **Amazon Technologies, Inc.**, Seattle, WA (US)
- (72) Inventors: **Timothy Eli Wall**, San Francisco, CA (US); **Christopher Green**, San Francisco, CA (US)
- (73) Assignee: **Amazon Technologies, Inc.**, Seattle, WA (US)
- (\*\*) Term: **15 Years**
- (21) Appl. No.: **29/595,975**
- (22) Filed: **Mar. 3, 2017**
- (51) **LOC (11) Cl.** ..... **14-02**
- (52) **U.S. Cl.**  
USPC ..... **D14/341**
- (58) **Field of Classification Search**  
USPC ..... D14/341-347, 125-134, 137, 138 R, D14/138 AA, 138 AB, 138 C, 138 G, 147,  
(Continued)

(56) **References Cited**

**U.S. PATENT DOCUMENTS**

- D305,535 S \* 1/1990 Sakaguchi ..... D14/345
  - D350,555 S \* 9/1994 Field ..... D16/221
- (Continued)

**OTHER PUBLICATIONS**

This is the Amazon Kindle Oasis, posted Apr. 11, 2016, [retrieved Sep. 15, 2017]. Retrieved from Internet, <URL: <https://goodereader.com/blog/electronic-readers/this-is-the-amazon-kindle-oasis> >.\*

(Continued)

*Primary Examiner* — Barbara Fox

*Assistant Examiner* — Kristin E Reed

(74) *Attorney, Agent, or Firm* — Lee & Hayes, PLLC

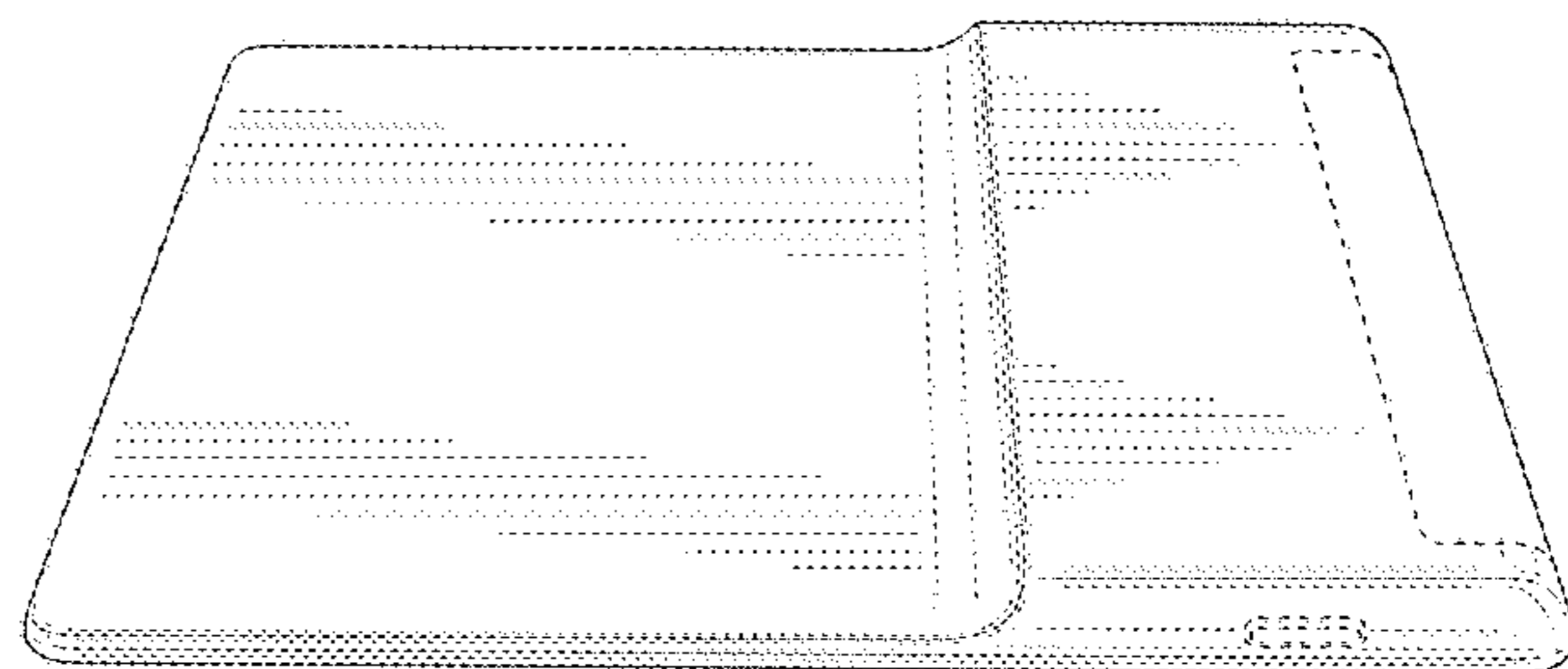

(57) **CLAIM**

The ornamental design for an electronic device, as shown and described.

**DESCRIPTION**

FIG. 1 is a first perspective view, taken from the front of an electronic device in a first embodiment.  
 FIG. 2 is a second perspective view, taken from the rear of the electronic device of FIG. 1.  
 FIG. 3 is a front view of the first embodiment of the electronic device of FIG. 1.  
 FIG. 4 is a back view of the first embodiment of the electronic device of FIG. 1.  
 FIG. 5 is a bottom view of the first embodiment of the electronic device of FIG. 1.  
 FIG. 6 is a top view of the first embodiment of the electronic device of FIG. 1.  
 FIG. 7 is a left-side view of the first embodiment of the electronic device of FIG. 1.  
 FIG. 8 is a right-side view of the first embodiment of the electronic device of FIG. 1.  
 FIG. 9 is a close-up view of the section indicated by the circle in FIG. 8.  
 FIG. 10 is a first perspective view, taken from the front of an electronic device in a second embodiment.  
 FIG. 11 is a second perspective view, taken from the rear of the electronic device in the second embodiment.  
 FIG. 12 is a front view of the second embodiment of the electronic device of FIG. 10.  
 FIG. 13 is a back view of the second embodiment of the electronic device of FIG. 10.  
 FIG. 14 is a bottom view of the second embodiment of the electronic device of FIG. 10.  
 FIG. 15 is a top view of the second embodiment of the electronic device of FIG. 10.  
 FIG. 16 is a left-side view of the second embodiment of the electronic device of FIG. 10.  
 FIG. 17 is a right-side view of the second embodiment of the electronic device of FIG. 10; and,  
 FIG. 18 is a close-up view of the section indicated by the circle in FIG. 17.  
 The broken lines depict portions of the electronic device which form no part of the claimed design.

**1 Claim, 14 Drawing Sheets**



(58) **Field of Classification Search**

USPC ... D14/203.1, 203.3, 203.4, 203.7, 218, 247,  
 D14/248, 332, 336, 371, 374-377, 388,  
 D14/389, 315-318, 420, 426, 429, 440,  
 D14/448, 450, 489, 492, 496;  
 D6/300-310; D10/50, 65, 104.1;  
 D16/241; D18/6; D20/10, 19, 39;  
 D21/329, 330  
 CPC . A63H 33/3016; G06F 1/1613; G06F 1/1641;  
 G06F 1/1643; G06F 1/1647; G06F  
 3/04883; G06F 3/0486; G06F 3/04847;  
 G06F 3/04845; G06F 3/0484; G06F  
 3/04817; H05K 5/0004; H05K 5/0017;  
 H05K 5/02; H05K 5/0217; H04M 1/0279;  
 H04M 1/0281; H04M 1/0283; H04N  
 13/0459

See application file for complete search history.

(56) **References Cited**

U.S. PATENT DOCUMENTS

5,692,815 A \* 12/1997 Murphy ..... G06F 3/0395  
 108/26  
 D390,861 S \* 2/1998 Liao ..... D14/424

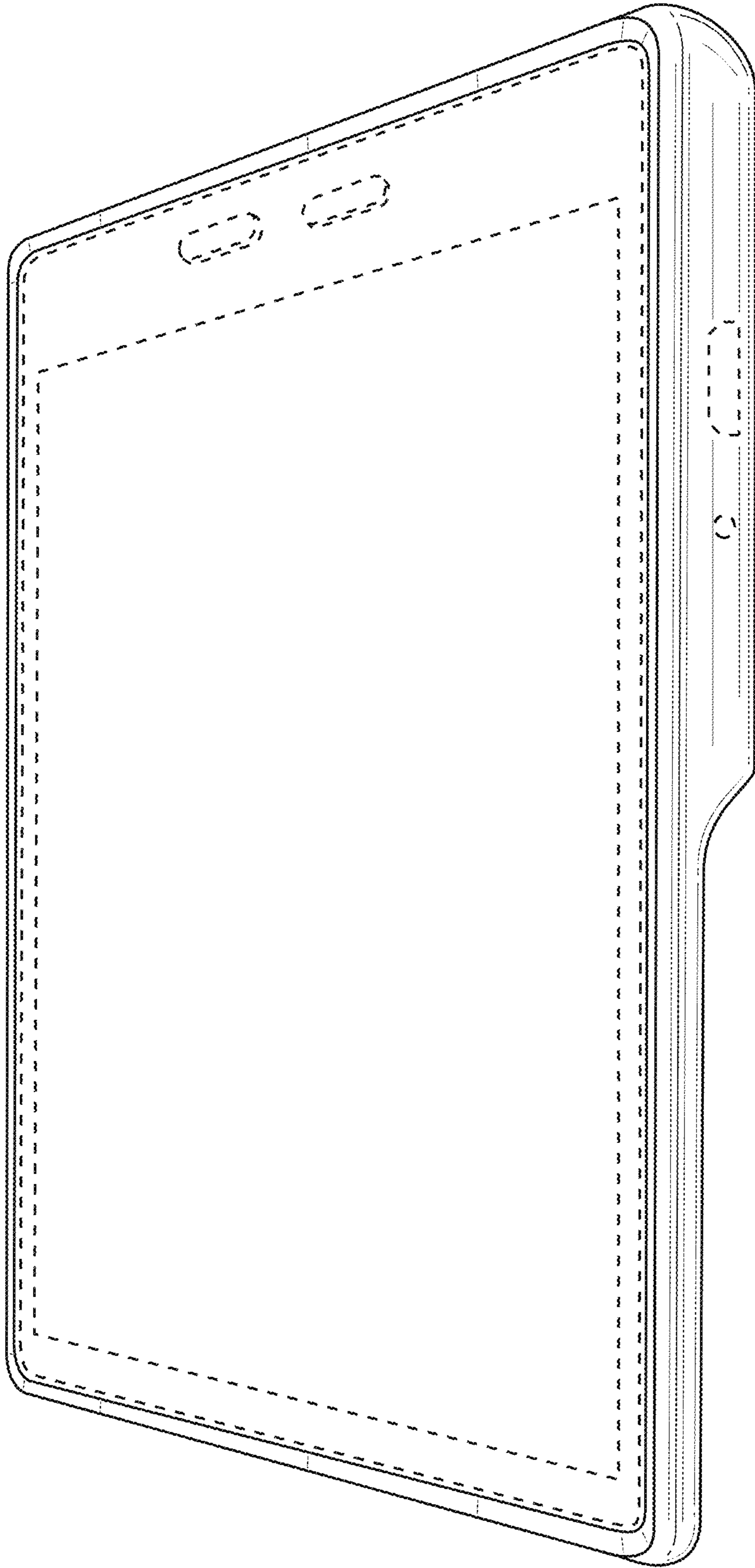
D593,553 S \* 6/2009 Okamoto ..... D14/341  
 D602,457 S \* 10/2009 Walliser ..... D14/138 AA  
 D617,754 S \* 6/2010 Bang ..... D14/138 AA  
 D617,793 S \* 6/2010 Chiang ..... D14/341  
 D622,692 S \* 8/2010 McWilliam ..... D14/138 G  
 D659,134 S \* 5/2012 Ahn ..... D14/318  
 D675,181 S \* 1/2013 Morgenroth ..... D14/138 G  
 D681,632 S \* 5/2013 Akana ..... D14/341  
 D695,249 S \* 12/2013 Kim ..... D14/138 G  
 D724,582 S \* 3/2015 Kim ..... D14/341  
 D771,033 S \* 11/2016 Jobetto ..... D14/341  
 D779,483 S \* 2/2017 Wall ..... D14/341  
 D786,254 S \* 5/2017 Yum ..... D14/138 G  
 D793,972 S \* 8/2017 Krishnan ..... C23C 16/458  
 D13/182

OTHER PUBLICATIONS


The Indian Office Action dated Sep. 20, 2017 for Indian Design Application No. 297119, a counterpart foreign application of Design U.S. Appl. No. 29/595,975, 12 pages.

The Indian Office Action dated Sep. 25, 2017 for Indian Design U.S. Appl. No. 297116, a counterpart foreign application of Design U.S. Appl. No. 29/595,975, 12 pages.


\* cited by examiner




**FIG. 1**




**FIG. 2**



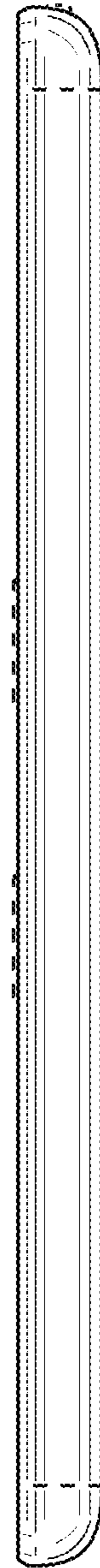
**FIG. 3**



**FIG. 4**



**FIG. 5**



**FIG. 6**

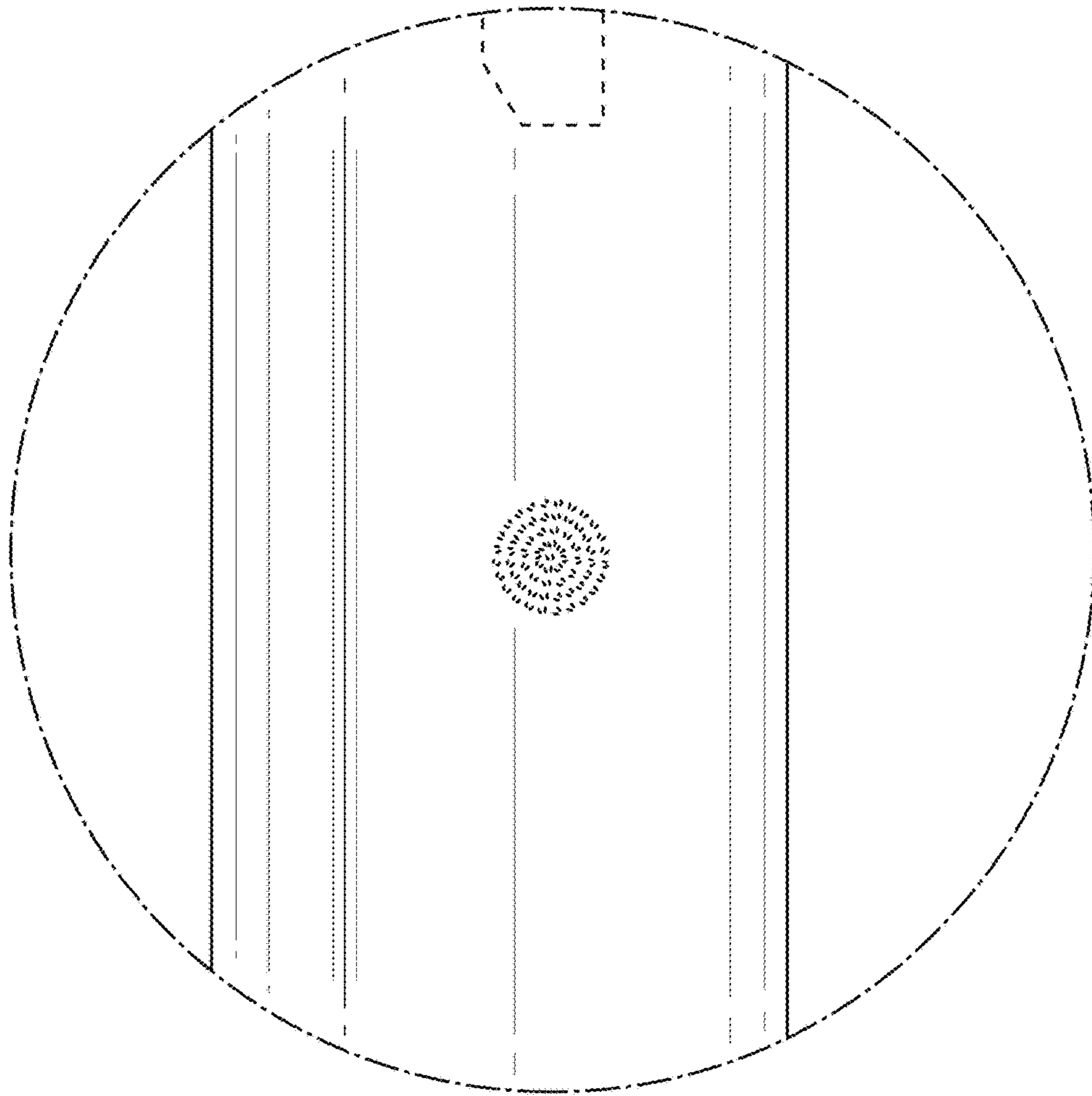


**FIG. 7**

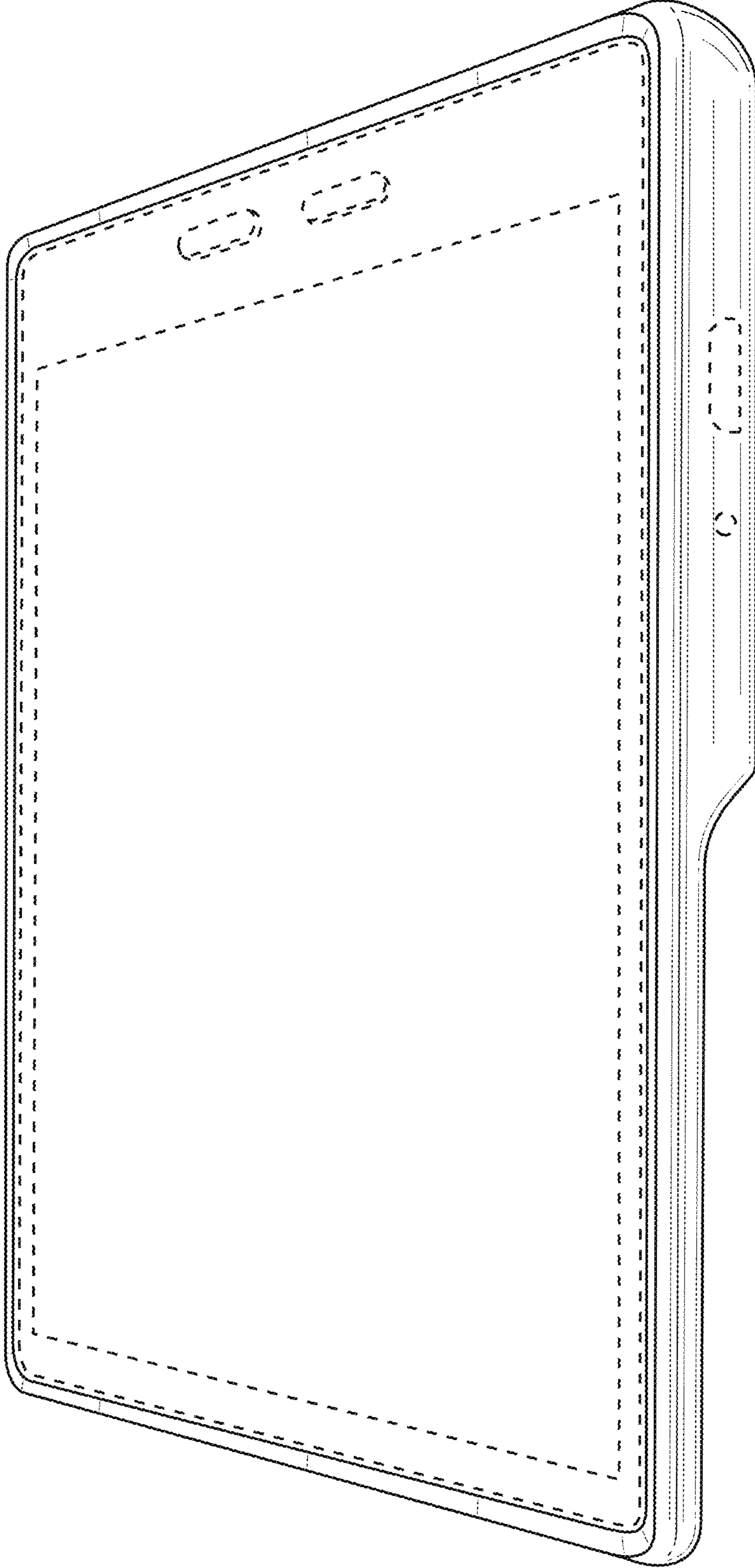


**FIG. 8**







**FIG. 9**




**FIG. 10**




**FIG. 11**




**FIG. 12**




**FIG. 13**



**FIG. 14**



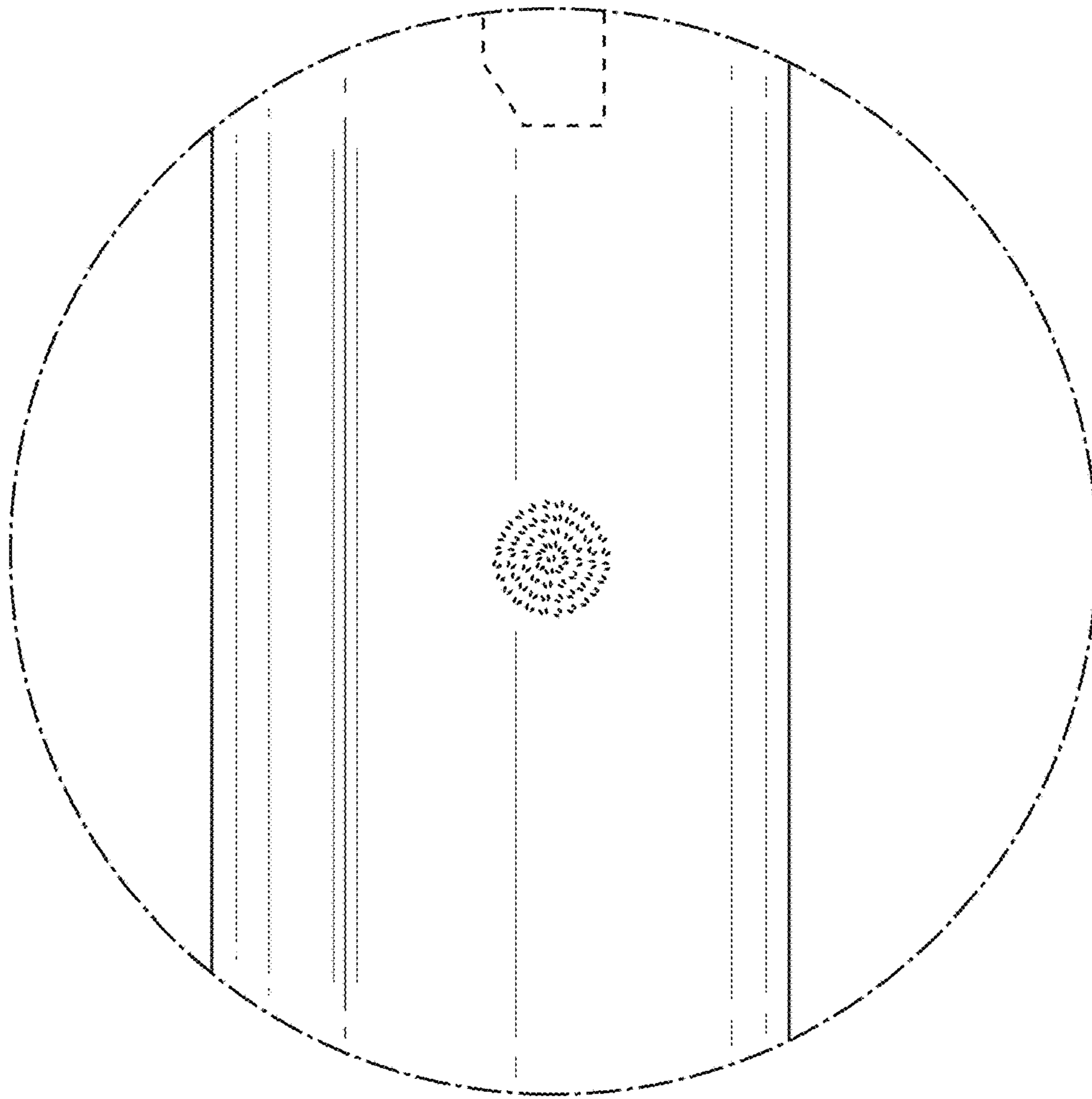
**FIG. 15**



**FIG. 16**



**FIG. 17**



**FIG. 18**