



US00D820250S

(12) **United States Design Patent**  
**Chen et al.**

(10) **Patent No.:** **US D820,250 S**  
(45) **Date of Patent:** **\*\* Jun. 12, 2018**

(54) **NOTEBOOK COMPUTER**

(56) **References Cited**

(71) Applicants: **Po-Jui Chen**, Taipei (TW);  
**Chen-Cheng Wang**, Taipei (TW);  
**Chun-Chieh Chen**, Taipei (TW);  
**Ken-Ping Lin**, Taipei (TW); **Jen-Ting Wei**, Taipei (TW)

U.S. PATENT DOCUMENTS

7,403,378 B2 *	7/2008	Lo .....	G06F 1/162 341/21
D574,378 S *	8/2008	Andre .....	D14/315
D664,537 S *	7/2012	Hu et al. ....	D14/318
D671,936 S *	12/2012	Fong et al. ....	D14/327
D708,179 S *	7/2014	Andre .....	D14/318
D766,887 S *	9/2016	Moon .....	D14/318
D776,653 S *	1/2017	Akana .....	D14/318

(72) Inventors: **Po-Jui Chen**, Taipei (TW);  
**Chen-Cheng Wang**, Taipei (TW);  
**Chun-Chieh Chen**, Taipei (TW);  
**Ken-Ping Lin**, Taipei (TW); **Jen-Ting Wei**, Taipei (TW)

\* cited by examiner

*Primary Examiner* — Freda S Nunn

(73) Assignee: **COMPAL ELECTRONICS, INC.**,  
Taipei (TW)

(74) *Attorney, Agent, or Firm* — JCIPRNET

(\*\*) Term: **15 Years**

(57) **CLAIM**

(21) Appl. No.: **29/606,351**

The ornamental design for a notebook computer, as shown and described.

(22) Filed: **Jun. 3, 2017**

(51) **LOC (11) Cl.** ..... **14-02**

(52) **U.S. Cl.**  
USPC ..... **D14/315**

**DESCRIPTION**


(58) **Field of Classification Search**  
USPC ..... D14/315-327; D18/1, 2, 7, 11;  
235/145 A, 145 R; 341/22, 23; 345/104,  
345/156, 168, 169, 173; 361/679.08,  
361/679.09, 679.11, 679.26, 679.27  
CPC ..... G06F 1/16; G06F 1/1616; G06F 1/1626;  
G06F 1/1632; G06F 1/1613; G06F  
1/1601; G06F 1/1618; G06F 1/162; G06F  
1/166; G06F 1/1654; G06F 1/1681; G06F  
1/1637; G06F 1/1688; G06F 1/1656;  
H01R 35/02; H03M 11/00; G09B 13/04;  
H03K 17/94; G09G 5/00; F16M 11/10;  
H05K 5/00; H04M 1/0237

FIG. 1 is a perspective view of a notebook computer showing our new design;  
FIG. 2 is a front view thereof;  
FIG. 3 is a rear view thereof;  
FIG. 4 is a left side view thereof;  
FIG. 5 is a right side view thereof;  
FIG. 6 is a top view thereof; and,  
FIG. 7 is a bottom view thereof.

The dashed broken line showing of portions of the notebook computer is for the purpose of illustrating unclaimed portions of the notebook computer and forms no part of the claimed design.

See application file for complete search history.

**1 Claim, 5 Drawing Sheets**






FIG. 1




FIG. 2




FIG. 3



FIG. 4



FIG. 5




FIG. 6




FIG. 7