



US00D820236S

(12) **United States Design Patent**
Koskinen et al.

(10) **Patent No.:** **US D820,236 S**
(45) **Date of Patent:** **** Jun. 12, 2018**

(54) **LOUDSPEAKER**

(71) Applicant: **Genelec Oy**, Iisalmi (FI)

(72) Inventors: **Harri Koskinen**, Iisalmi (FI); **Iipo Martikainen**, Iisalmi (FI); **Jussi Väisänen**, Iisalmi (FI); **Jaakko Nisula**, Iisalmi (FI)

(73) Assignee: **Genelec Oy**, Iisalmi (FI)

(**) Term: **15 Years**

(21) Appl. No.: **29/567,255**

(22) Filed: **Jun. 7, 2016**

Related U.S. Application Data

(62) Division of application No. 29/522,889, filed on Apr. 3, 2015, now Pat. No. Des. 794,605.

(30) **Foreign Application Priority Data**

Oct. 6, 2014 (EM) 002551838

(51) **LOC (11) Cl.** **14-03**

(52) **U.S. Cl.**
USPC **D14/214**

(58) **Field of Classification Search**

USPC D14/167, 168, 170-172, 188, 194-196, D14/204, 207, 209.1, 210-216, 219, 221, D14/222, 224, 239, 496; 181/143, 144, 181/147, 148, 150, 153, 157, 198, 199; 381/300-303, 306, 332, 333, 336, 345, 381/361-364, 386-388; 369/6-12
CPC B60R 11/0217; G06F 1/1688; H04M 1/03; H04M 1/035; H04R 1/02; H04R 1/06; H04R 1/021; H04R 1/025; H04R 1/026; H04R 1/028; H04R 1/105; H04R 1/323; H04R 1/403; H04R 1/2803; H04R 1/2834; H04R 5/02; H04R 7/20; H04R

9/06; H04R 9/025; H04R 2201/021; H04R 2400/00; H04R 2400/07; H04R 2499/11; H04R 2499/13; H04R 2499/15; H04S 3/00; H04S 7/30

See application file for complete search history.

(56) **References Cited**

U.S. PATENT DOCUMENTS

D260,639 S	9/1981	Long	
D261,708 S	11/1981	Ligrano	
D521,494 S	5/2006	Koskinen et al.	
D583,802 S	12/2008	Pincek et al.	
D628,558 S	12/2010	Vercelli et al.	
D655,691 S	3/2012	Stewart, Jr. et al.	
D682,250 S	5/2013	Mattioli	
D687,412 S	8/2013	Davies et al.	
D733,680 S *	7/2015	Nugent	D14/214
D748,604 S	2/2016	Hartmann	
D794,605 S *	8/2017	Koskinen	D14/214

* cited by examiner

Primary Examiner — Keli L Hill

(74) *Attorney, Agent, or Firm* — Walter | Haverfield LLP; D. Peter Hochberg; Sean F. Mellino

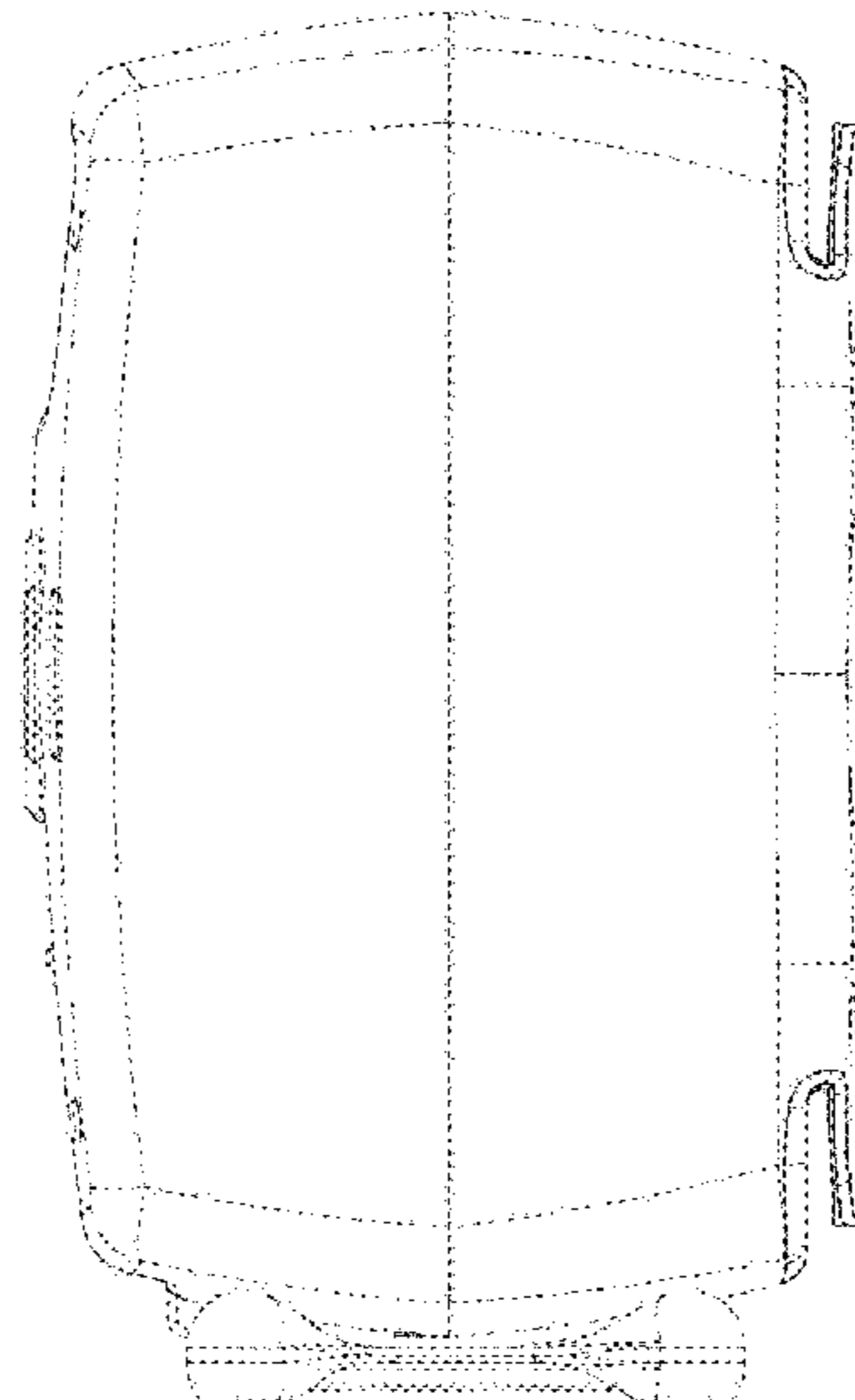
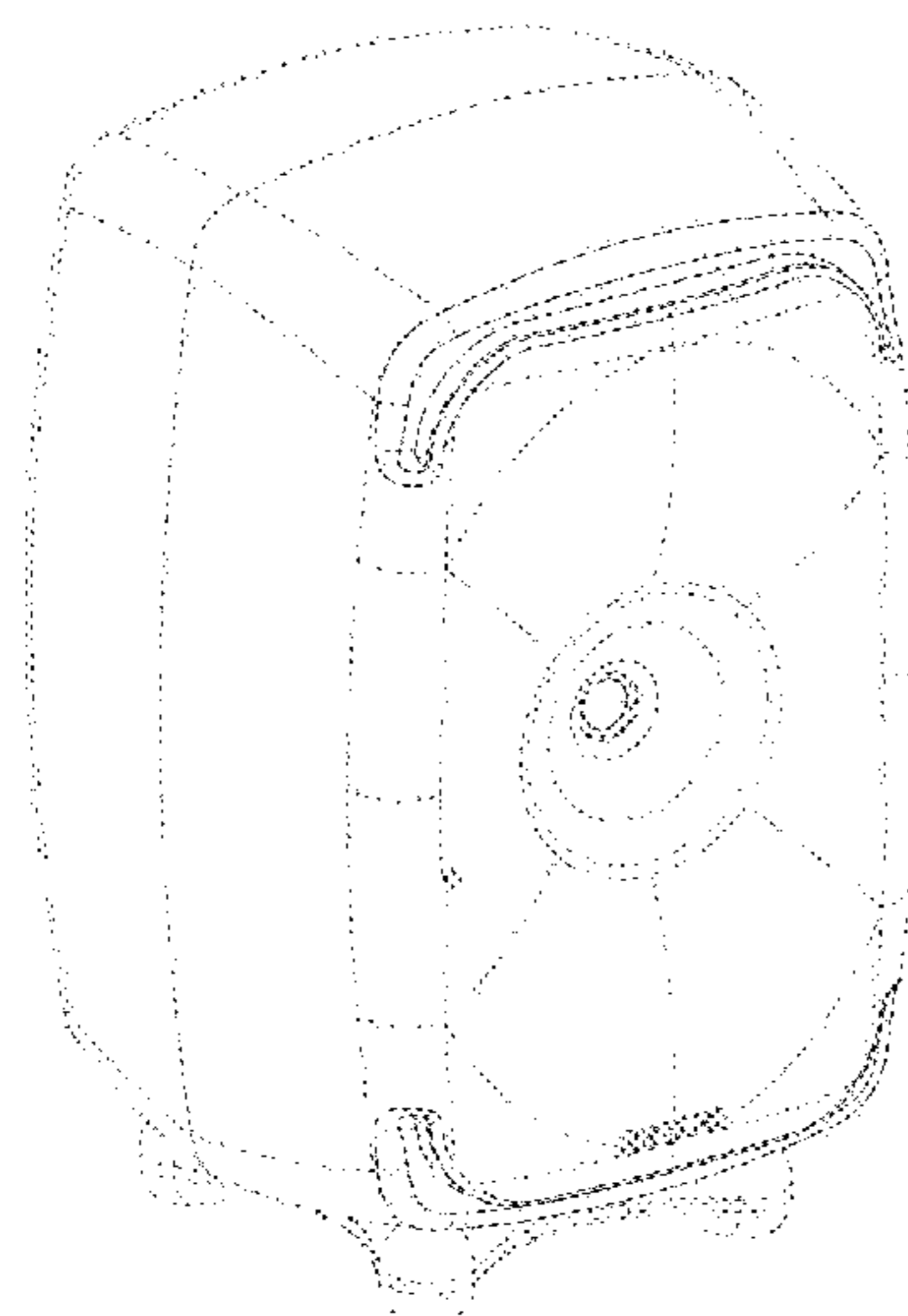
(57) **CLAIM**

The ornamental design for loudspeaker, as shown and described.

DESCRIPTION

FIG. 1 is a front and side perspective view of a loudspeaker, embodying our new design;
FIG. 2 is a front elevation view thereof;
FIG. 3 is a side elevation view thereof, the opposite side being a mirror image thereto; and,
FIG. 4 is a top plan view thereof.

1 Claim, 4 Drawing Sheets



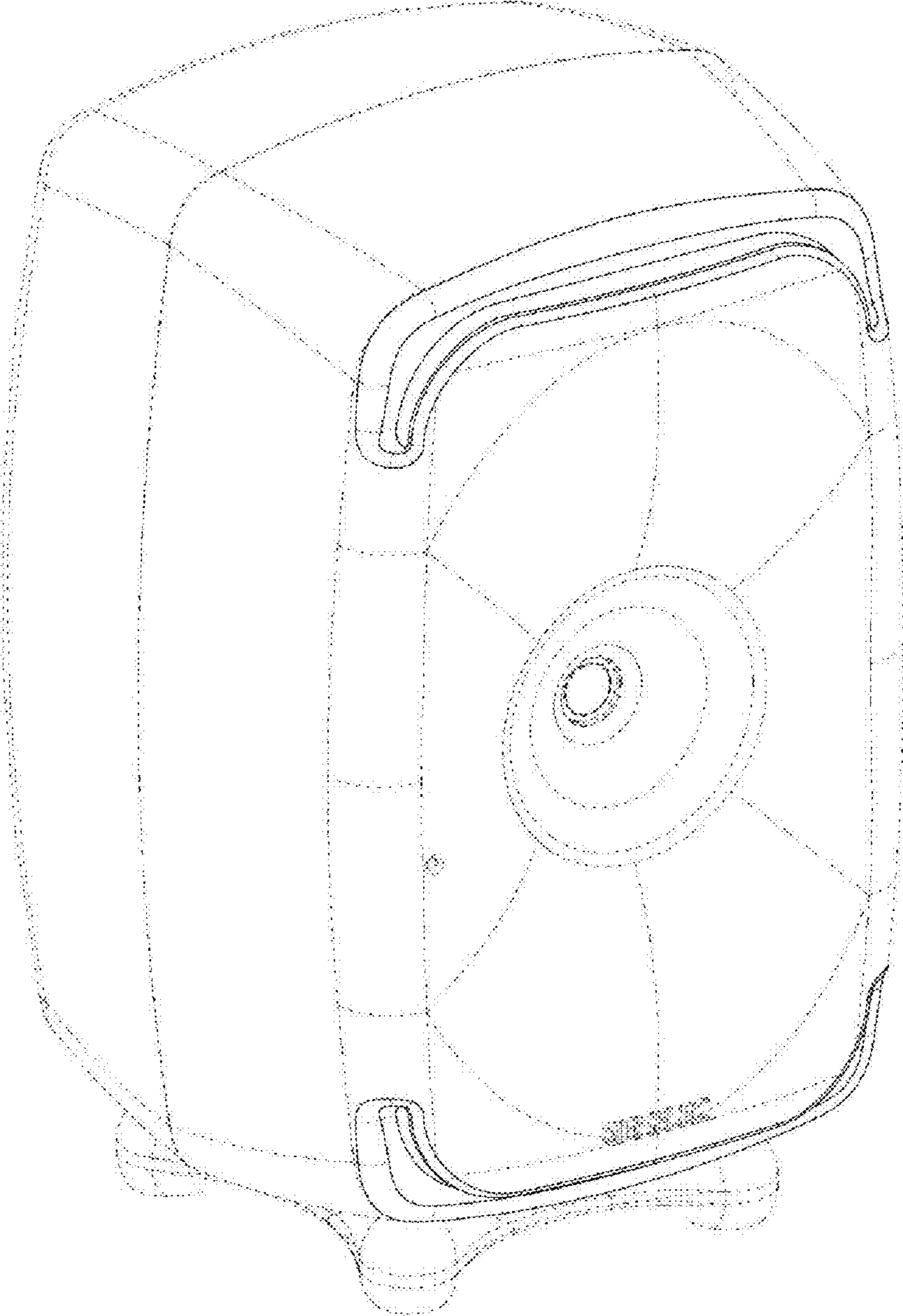


FIG. 1

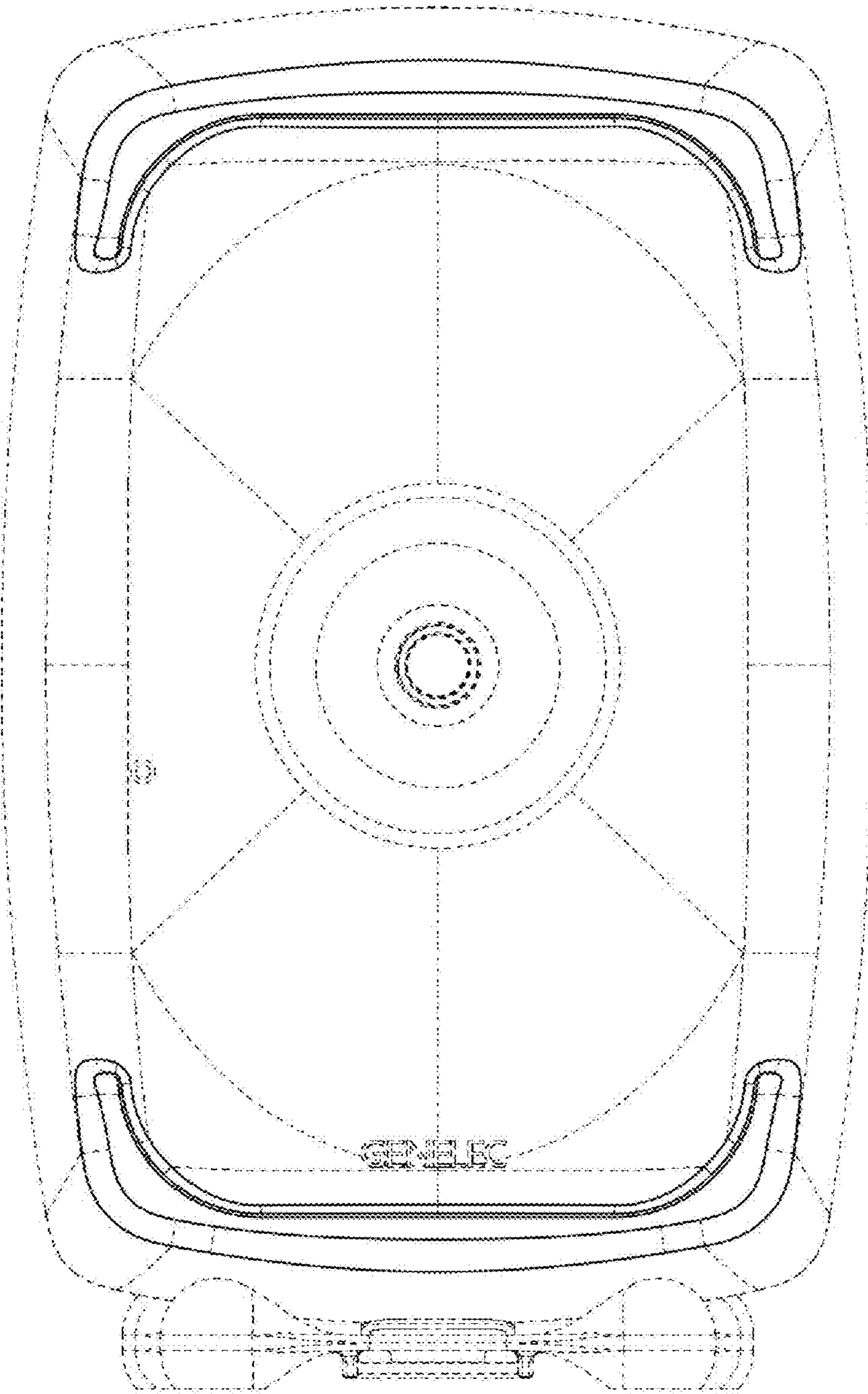


FIG. 2

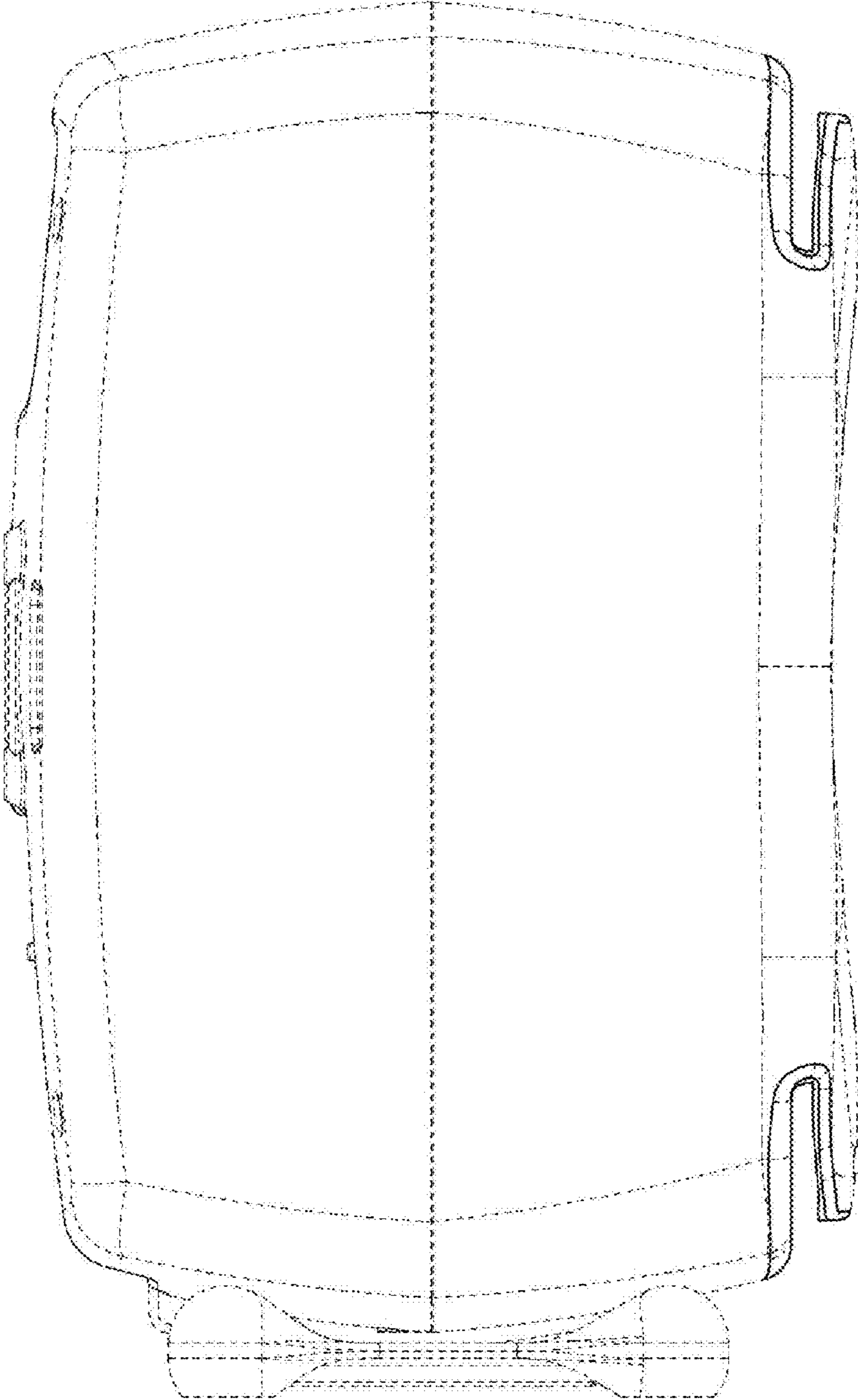


FIG. 3

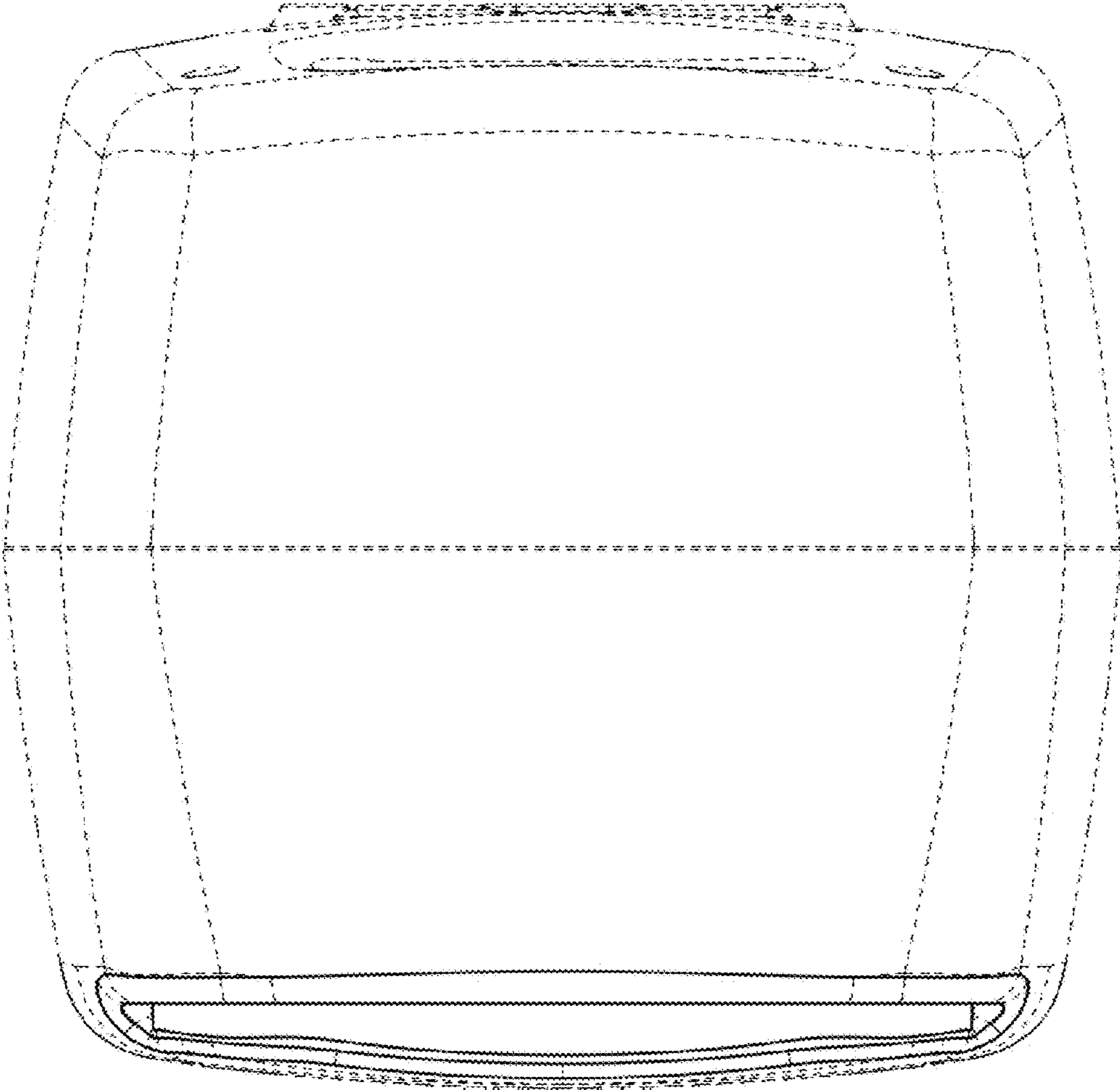


FIG. 4