



US00D820217S

(12) **United States Design Patent**
Li

(10) **Patent No.:** **US D820,217 S**
(45) **Date of Patent:** **** Jun. 12, 2018**

(54) **USB CABLE**

(71) Applicant: **Shenzhen Aukey E-Business Co., Ltd.**,
Shenzhen (CN)

(72) Inventor: **Yongzhu Li**, Shenzhen (CN)

(73) Assignee: **Shenzhen Aukey E-Business Co., Ltd.**,
Shenzhen (CN)

(**) Term: **15 Years**

(21) Appl. No.: **29/595,902**

(22) Filed: **Mar. 2, 2017**

(51) **LOC (11) Cl.** **13-03**

(52) **U.S. Cl.**
USPC **D13/147**

(58) **Field of Classification Search**
USPC D13/133, 146, 147, 154, 156, 184, 199;
D14/432, 433, 434, 435.1, 438
CPC H01R 13/58; H01R 13/5845; H01R 13/02;
H01R 13/03; H01R 13/405; H01R
13/648; H01R 13/506; H01R 13/516;
H01R 12/57; H01R 13/6585; H01R
24/60; H01R 2107/00; B29C 70/84;
B29C 70/88; B29C 70/885

See application file for complete search history.

(56) **References Cited**

U.S. PATENT DOCUMENTS

D676,389 S * 2/2013 Worth D13/147

* cited by examiner

Primary Examiner — Daniel Bui

(74) *Attorney, Agent, or Firm* — Yanling Jiang; JiangIP
LLC


(57) **CLAIM**

The ornamental design for a USB cable, as shown and
described.

DESCRIPTION

FIG. 1 is a perspective view of a USB cable showing our
new design;
FIG. 2 is a front view thereof;
FIG. 3 is a rear view thereof;
FIG. 4 is a top view thereof;
FIG. 5 is a bottom view thereof;
FIG. 6 is a side view thereof; and,
FIG. 7 is an opposite side view thereof.

1 Claim, 7 Drawing Sheets






Fig. 1

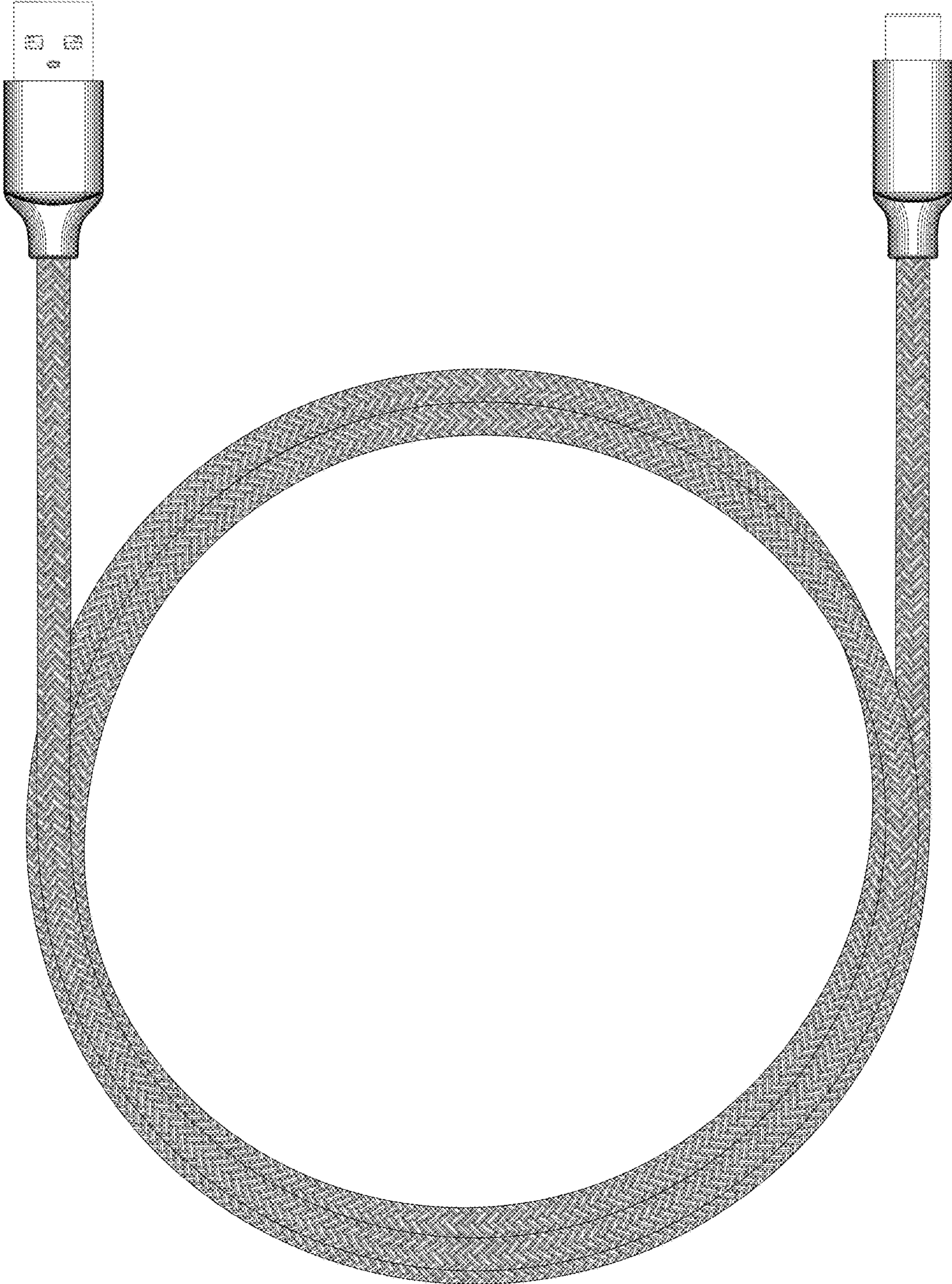


Fig. 2

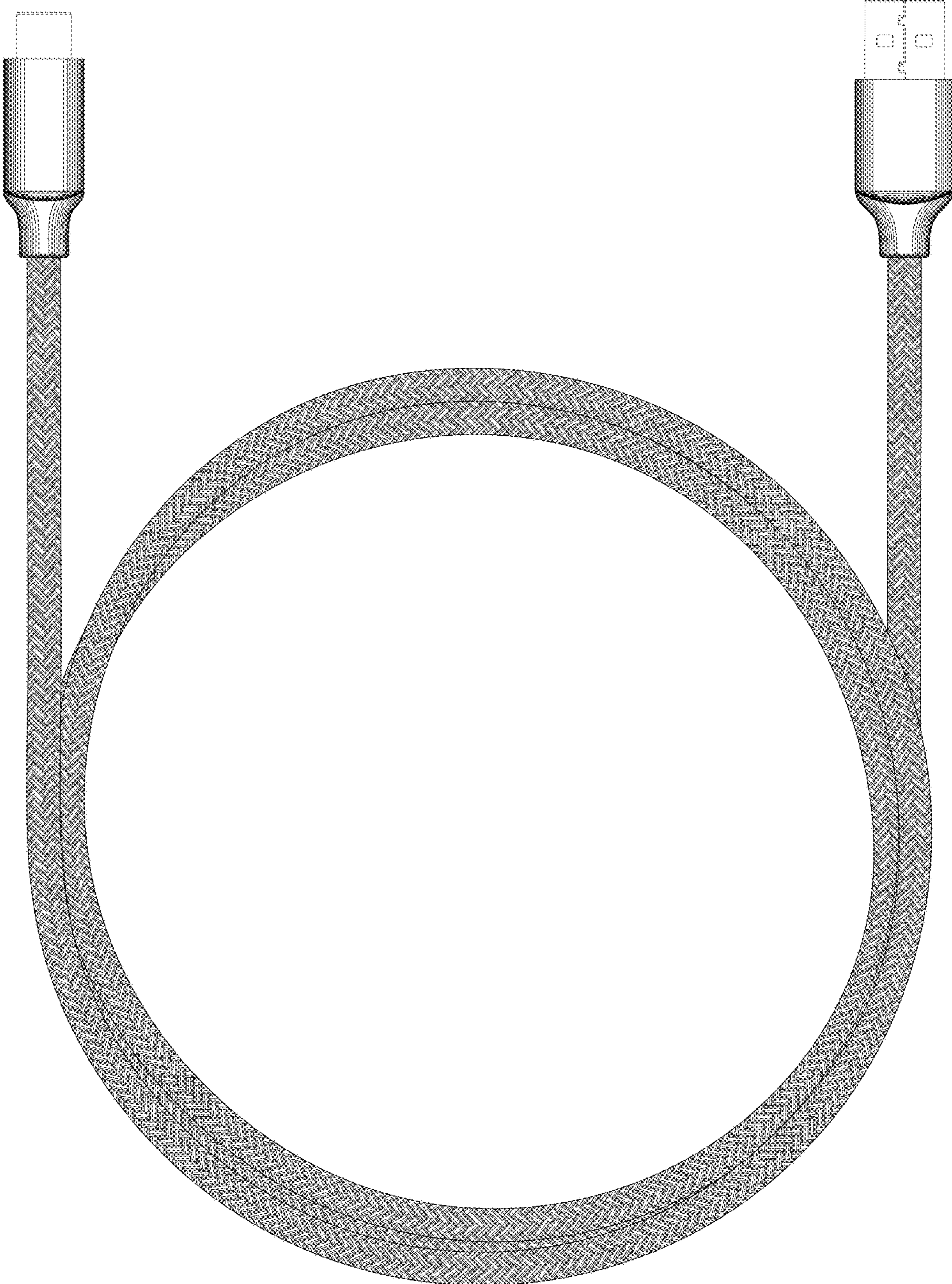


Fig. 3

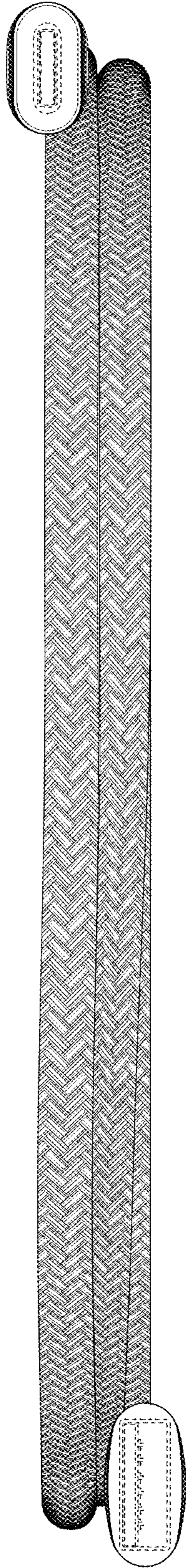


Fig. 4




Fig. 5

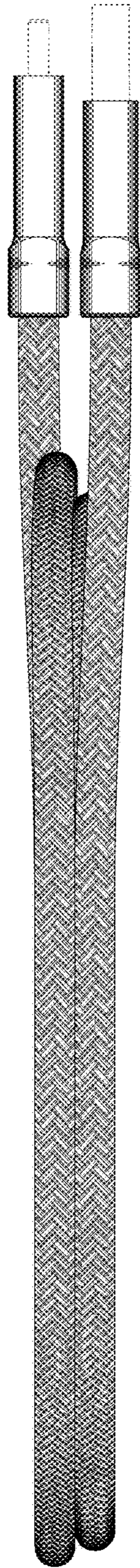


Fig. 6

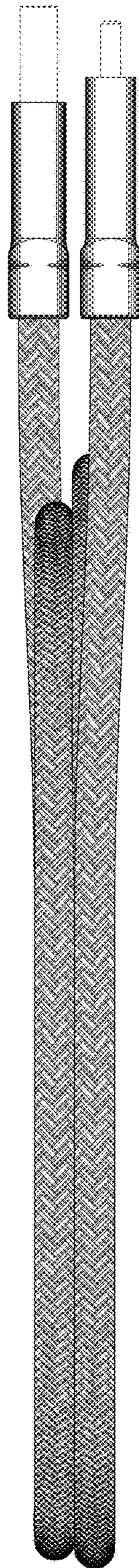


Fig. 7