



US00D820213S

(12) **United States Design Patent**
Wang

(10) **Patent No.:** **US D820,213 S**

(45) **Date of Patent:** **** Jun. 12, 2018**

(54) **AC POWER PLUG**

(71) Applicant: **Hao Wang**, Guangdong (CN)

(72) Inventor: **Hao Wang**, Guangdong (CN)

(**) Term: **15 Years**

(21) Appl. No.: **29/618,591**

(22) Filed: **Sep. 22, 2017**

(30) **Foreign Application Priority Data**

Mar. 22, 2017 (CN) 2017 3 0086436

(51) **LOC (11) Cl.** **13-03**

(52) **U.S. Cl.**
USPC **D13/138.1**

(58) **Field of Classification Search**
USPC D13/108, 110, 123, 133, 137.1-137.4,
D13/138.1-138.2, 139.1-139.8, 152-154,
D13/146, 147, 156, 158, 177;
D8/350-353; D14/433
CPC H01R 13/04; H01R 25/00; H01R 25/006;
H01R 11/00; H01R 9/00

See application file for complete search history.

(56) **References Cited**

U.S. PATENT DOCUMENTS

D430,848 S *	9/2000	Davi	D13/138.1
D575,775 S *	8/2008	Sekine	D13/137.3
D609,642 S *	2/2010	Gandolfi	D13/137.2
D653,214 S *	1/2012	Zou	D13/138.2
D791,077 S *	7/2017	Tsou	D13/108

* cited by examiner

Primary Examiner — Rosemary K Tarcza

Assistant Examiner — Christy M Nemeth



(57) **CLAIM**

The ornamental design for an AC power plug, as shown and described.

DESCRIPTION

FIG. 1 is a front elevational view of an AC power plug showing my new design;
FIG. 2 is a rear elevational view thereof;
FIG. 3 is a left side view thereof;
FIG. 4 is a right side view thereof;
FIG. 5 is a top plan view thereof;
FIG. 6 is a bottom plan view thereof; and,
FIG. 7 is a perspective view thereof.

1 Claim, 6 Drawing Sheets






Fig. 1




Fig. 2




Fig. 3




Fig. 4



Fig. 5




Fig. 6




Fig. 7