



US00D820197S

(12) **United States Design Patent** (10) **Patent No.:** **US D820,197 S**
Luke et al. (45) **Date of Patent:** **** Jun. 12, 2018**

(54) **PORTABLE ELECTRICAL ENERGY STORAGE DEVICE WITH COMPONENTS**

(71) Applicant: **GOGORO INC.**, Hong Kong (CN)

(72) Inventors: **Hok-Sum Horace Luke**, Mercer Island, WA (US); **Chien-Chih Weng**, New Taipei (TW)

(73) Assignee: **Gogoro Inc.**, Hong Kong (CN)

(**) Term: **14 Years**

(21) Appl. No.: **29/504,308**

(22) Filed: **Oct. 3, 2014**

(51) **LOC (11) Cl.** **13-02**

(52) **U.S. Cl.**
USPC **D13/103**

(58) **Field of Classification Search**
USPC D13/102-110, 118, 119, 122, 184, 199;
320/138, 140
CPC .. H01M 2/022; H01M 2/0202; H01M 2/0207;
H01M 2/0212; H01M 2/105; H01M
2/204; H01M 2/1022; H01M 2/1055;
H01M 2/1061; H01M 2/1066; H01M
10/44; H01M 10/46; H01M 10/48; H01M
10/0436; H01M 10/4257; H01M 2200/30;
H02J 7/02; H02J 7/04; H02J 7/024; H02J
7/0027; H02J 7/0054; H02J 7/0055; H02J
2007/0062; H02J 7/0024; H02J 7/0062;
Y02E 60/12; Y02E 60/50; Y02E 60/122;
Y02E 60/124

See application file for complete search history.

(56) **References Cited**

U.S. PATENT DOCUMENTS

D221,081 S * 7/1971 Kahn D13/110
D227,773 S * 7/1973 Dafler et al. D13/103
5,866,276 A 2/1999 Ogami et al.
D416,536 S 11/1999 Ross et al.
D425,866 S 5/2000 Nagasawa et al.

(Continued)

FOREIGN PATENT DOCUMENTS

CA 2 865 976 A1 9/2013
EM 002676007-0001 * 6/2015

(Continued)

OTHER PUBLICATIONS

International Search Report and Written Opinion, dated Dec. 26, 2014, for corresponding International Application No. PCT/US2014/053418, 16 pages.

Primary Examiner — Karen S Acker

Assistant Examiner — Wendy L Arminio

(74) *Attorney, Agent, or Firm* — Perkins Coie LLP

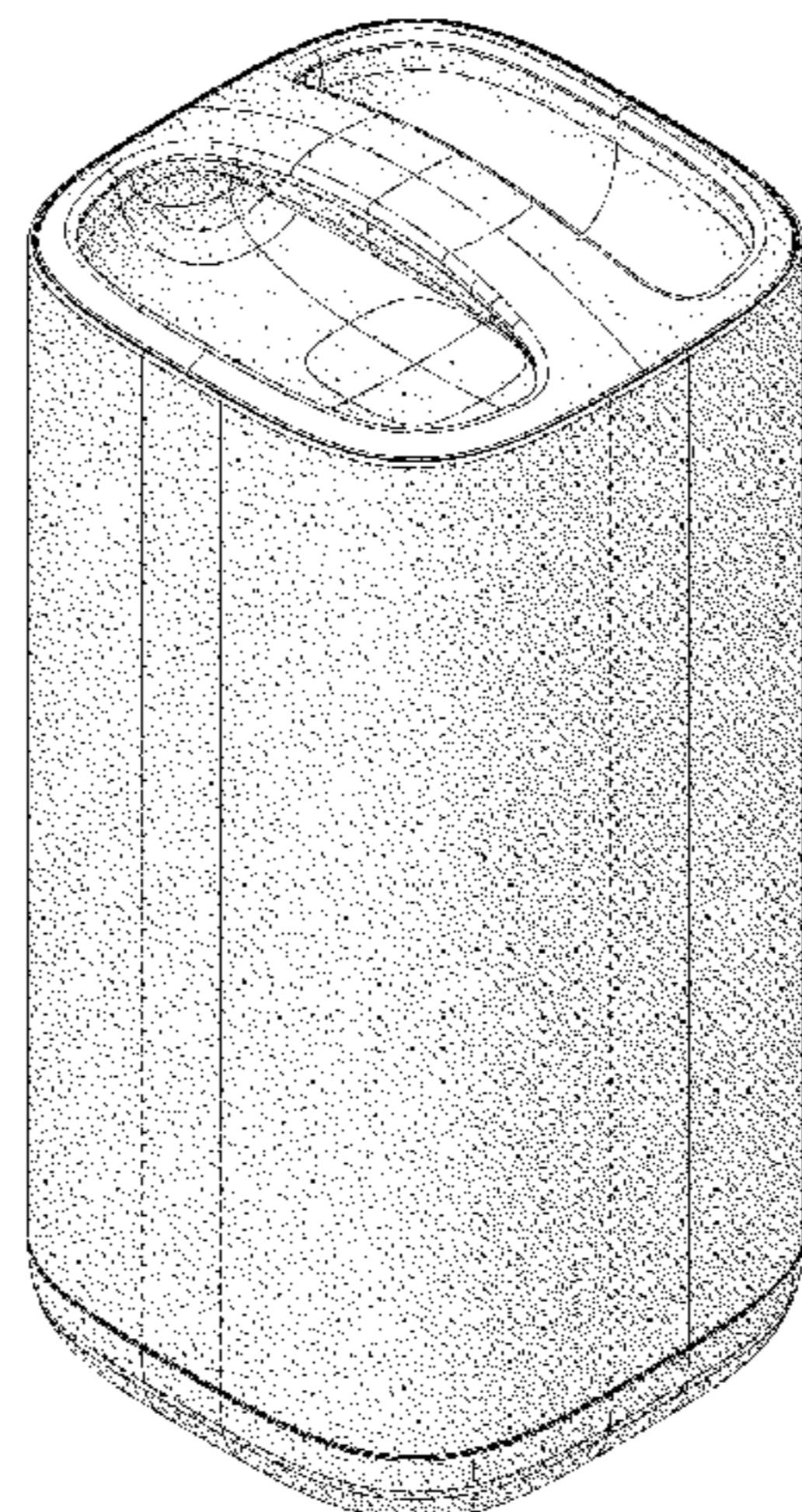
(57) **CLAIM**

The ornamental design for a portable electrical energy storage device with components, as shown and described.

DESCRIPTION

FIG. 1 is a front perspective view of a portable electrical energy storage device with components showing our new design, a rear perspective view being a mirror image thereof. FIG. 2 is a perspective view of the bottom thereof. FIG. 3 is a top plan view thereof. FIG. 4 is a bottom plan view thereof. FIG. 5 is a right side elevational view thereof. FIG. 6 is a left side elevational view thereof. FIG. 7 is a front elevational view thereof; and, FIG. 8 is a rear elevational view thereof. Stippling and contour lines shown in FIGS. 1-8 are intended to represent approximate three-dimensional contours of the design, and are not intended to indicate surface decoration. The broken lines in FIGS. 2 and 4 are for the purpose of illustrating environmental structure and form no part of the claimed design.

1 Claim, 4 Drawing Sheets



(56)

References Cited

U.S. PATENT DOCUMENTS

D455,397 S 4/2002 Weiner et al.
D472,209 S * 3/2003 Wada et al. D13/120
D472,210 S * 3/2003 Tada et al. D13/120
D476,294 S * 6/2003 Tada et al. D13/103
D476,620 S * 7/2003 Tada et al. D13/103
D512,962 S 12/2005 Nishizawa
D530,667 S 10/2006 Viduya et al.
D546,813 S * 7/2007 Lewis D14/168
D573,948 S * 7/2008 Itagaki et al. D13/119
7,433,794 B1 10/2008 Berdichevsky et al.
D582,416 S * 12/2008 Duarte et al. D14/434
D588,537 S * 3/2009 Allen D13/122
D597,939 S 8/2009 Tkachuk
D601,498 S 10/2009 Aglassinger
D603,792 S * 11/2009 Ferro D13/110
7,749,650 B1 7/2010 Hermann
D640,194 S 6/2011 Kim et al.
7,993,155 B2 8/2011 Heichal et al.
8,006,793 B2 8/2011 Heichal et al.
8,013,571 B2 9/2011 Agassi et al.
8,286,743 B2 10/2012 Rawlinson
8,361,642 B2 1/2013 Hermann et al.
8,367,233 B2 2/2013 Hermann et al.
8,481,191 B2 7/2013 Hermann
8,541,126 B2 9/2013 Hermann et al.
D691,947 S 10/2013 Cole et al.
D692,376 S 10/2013 Palmer et al.
D692,861 S * 11/2013 Paterson D14/214
D693,765 S * 11/2013 Workman et al. D13/110
D694,178 S 11/2013 Bennett et al.
8,609,268 B2 12/2013 Fuhr et al.
D697,476 S 1/2014 Jeong et al.
D711,820 S * 8/2014 Zeng D13/108
D716,220 S 10/2014 Kirpalani
D718,736 S * 12/2014 Thompson D14/168
D723,462 S * 3/2015 Druker et al. D13/110
D731,420 S 6/2015 Croft et al.
D733,050 S * 6/2015 Chiang D13/108
D733,651 S * 7/2015 Liu D13/108
D737,761 S 9/2015 Zhuang et al.

D737,763 S 9/2015 Capriola
D738,302 S * 9/2015 Jeong et al. D13/108
9,130,375 B2 9/2015 Yeh et al.
D745,847 S 12/2015 Ho et al.
D753,057 S 4/2016 Kubo et al.
D755,155 S * 5/2016 Paterson D14/204
D757,646 S * 5/2016 Pearson D13/103
D762,165 S * 7/2016 Rowe D13/103
D762,193 S * 7/2016 Petersen D14/215
9,407,024 B2 * 8/2016 Wu H01R 13/11
D782,413 S * 3/2017 Tsui D13/108
D805,499 S * 12/2017 Crolla D14/214
D807,286 S * 1/2018 Qiu D13/103
2008/0220321 A1 9/2008 Yonemochi et al.
2010/0028758 A1 2/2010 Eaves et al.
2010/0104928 A1 4/2010 Nishino et al.
2010/0114800 A1 5/2010 Yasuda et al.
2011/0091749 A1 4/2011 Chow
2011/0159340 A1 6/2011 Hu et al.
2011/0189525 A1 8/2011 Palanchon et al.
2012/0225331 A1 9/2012 Tartaglia
2012/0244399 A1 9/2012 Tartaglia
2012/0312615 A1 12/2012 Rawlinson
2013/0071717 A1 3/2013 Muniz
2013/0153317 A1 6/2013 Rawlinson et al.
2013/0216884 A1 8/2013 Takasaki et al.
2014/0072855 A1 3/2014 Schaefer
2014/0368032 A1 12/2014 Doerndorfer

FOREIGN PATENT DOCUMENTS

EP 2 302 727 A1 3/2011
EP 2 610 943 A1 7/2013
EP 2 181 481 B1 10/2013
IN 270930-0001 * 12/2015
JP 2009-21223 A 1/2009
JP 2013-120694 A 6/2013
JP D1539431 * 12/2015
WO 2013/128007 A2 9/2013
WO 2013/128009 A2 9/2013
WO 2013/128009 A3 9/2013

* cited by examiner

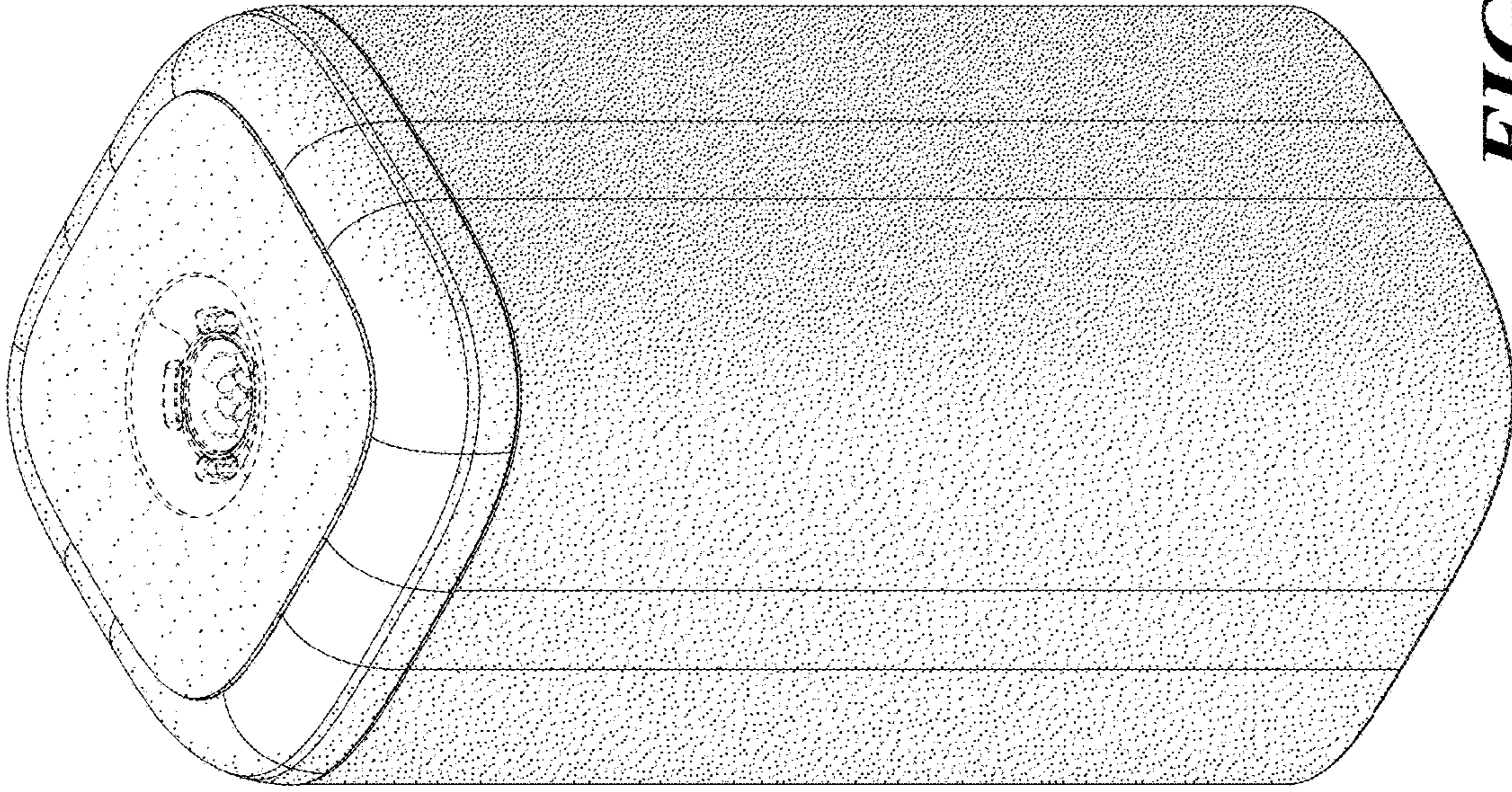


FIG. 1

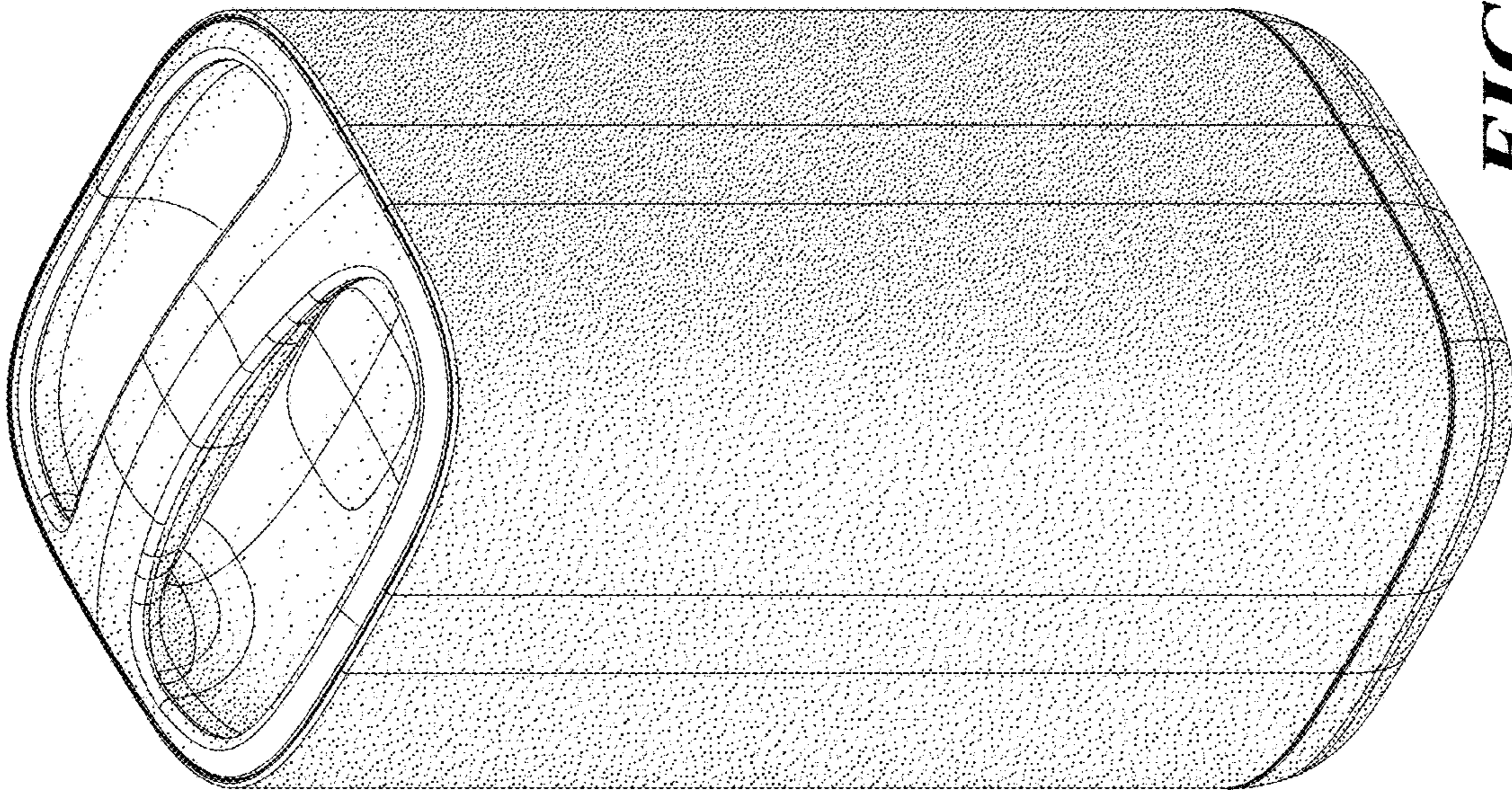


FIG. 2

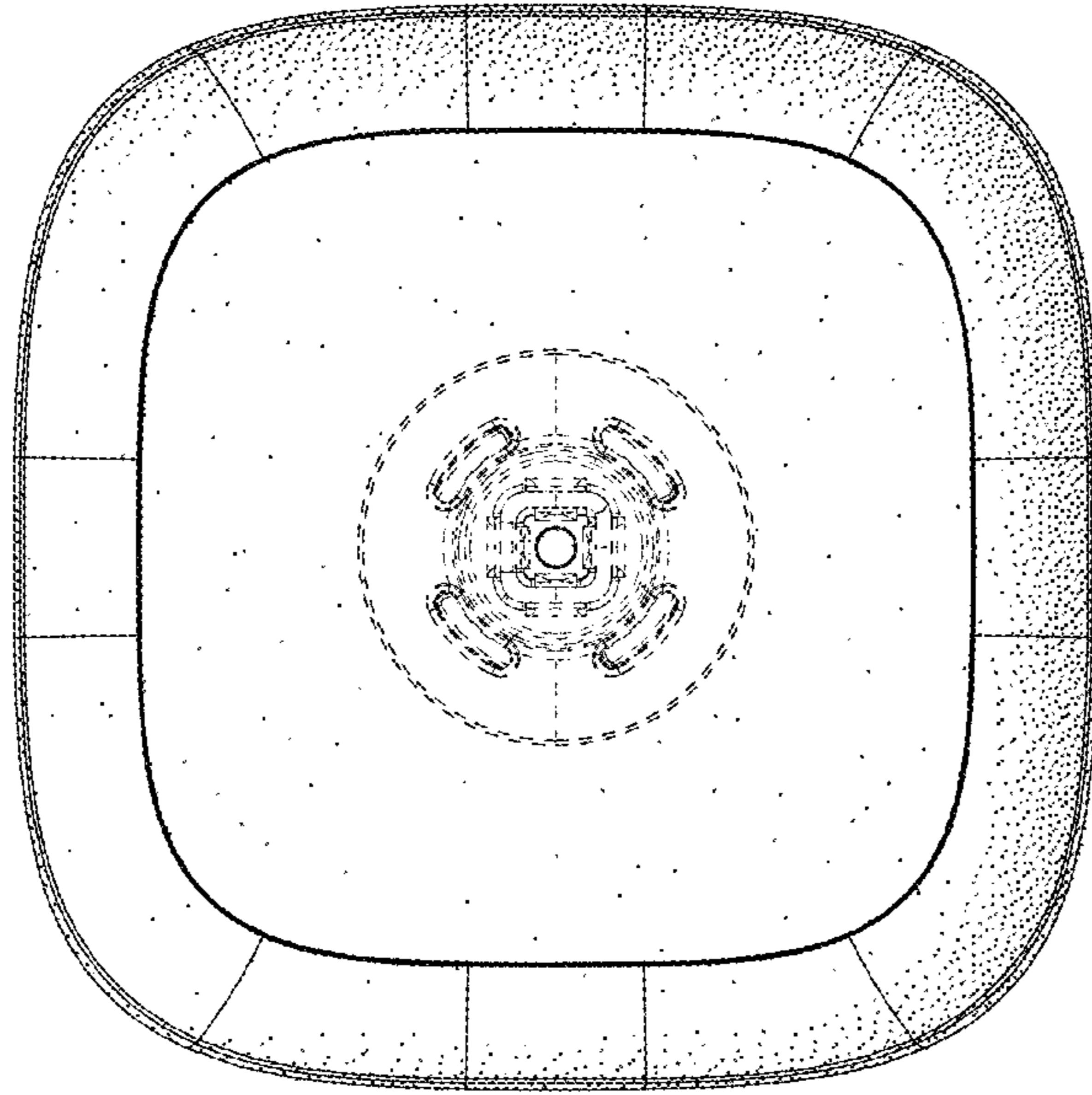


FIG. 4

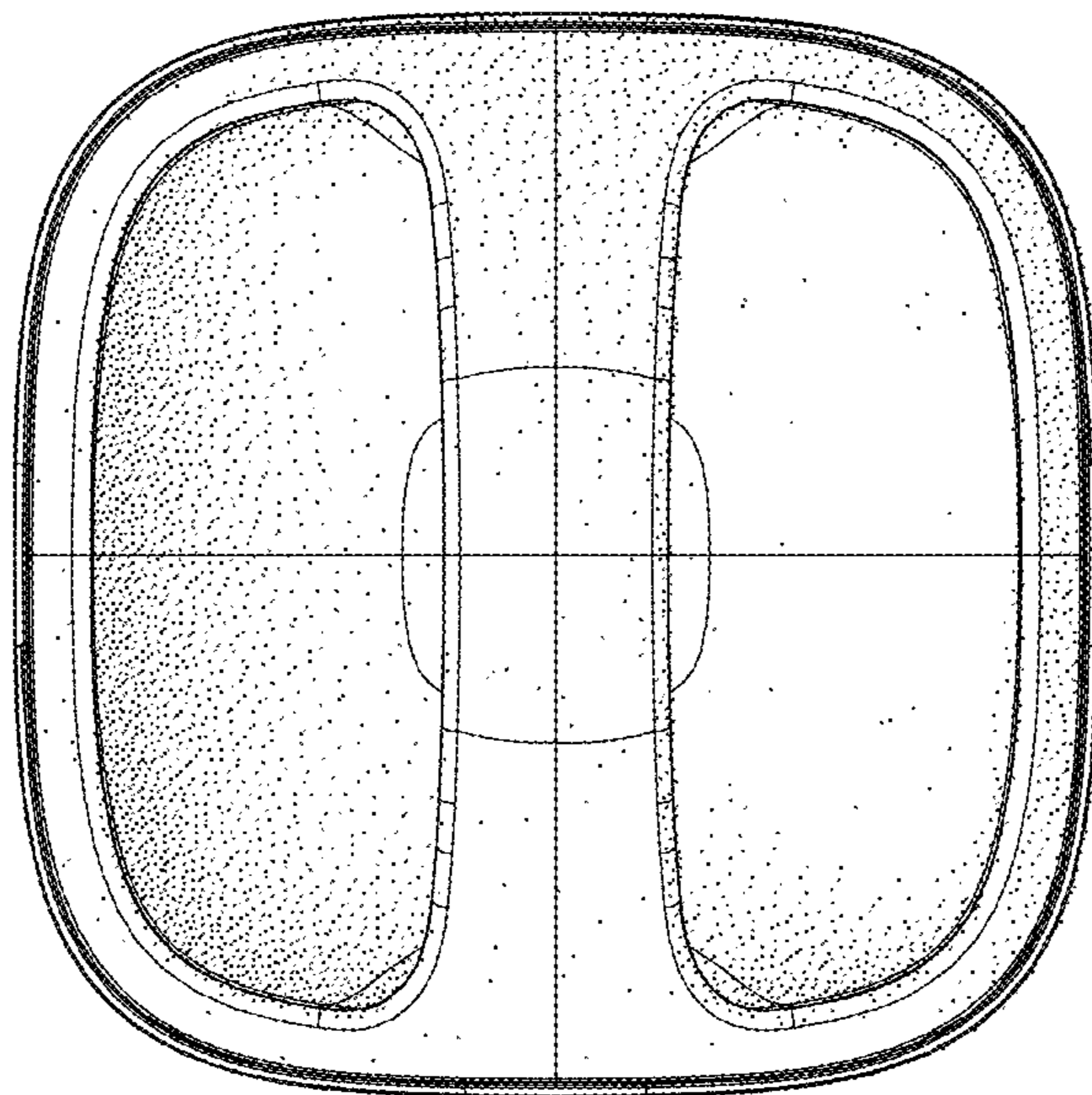


FIG. 3

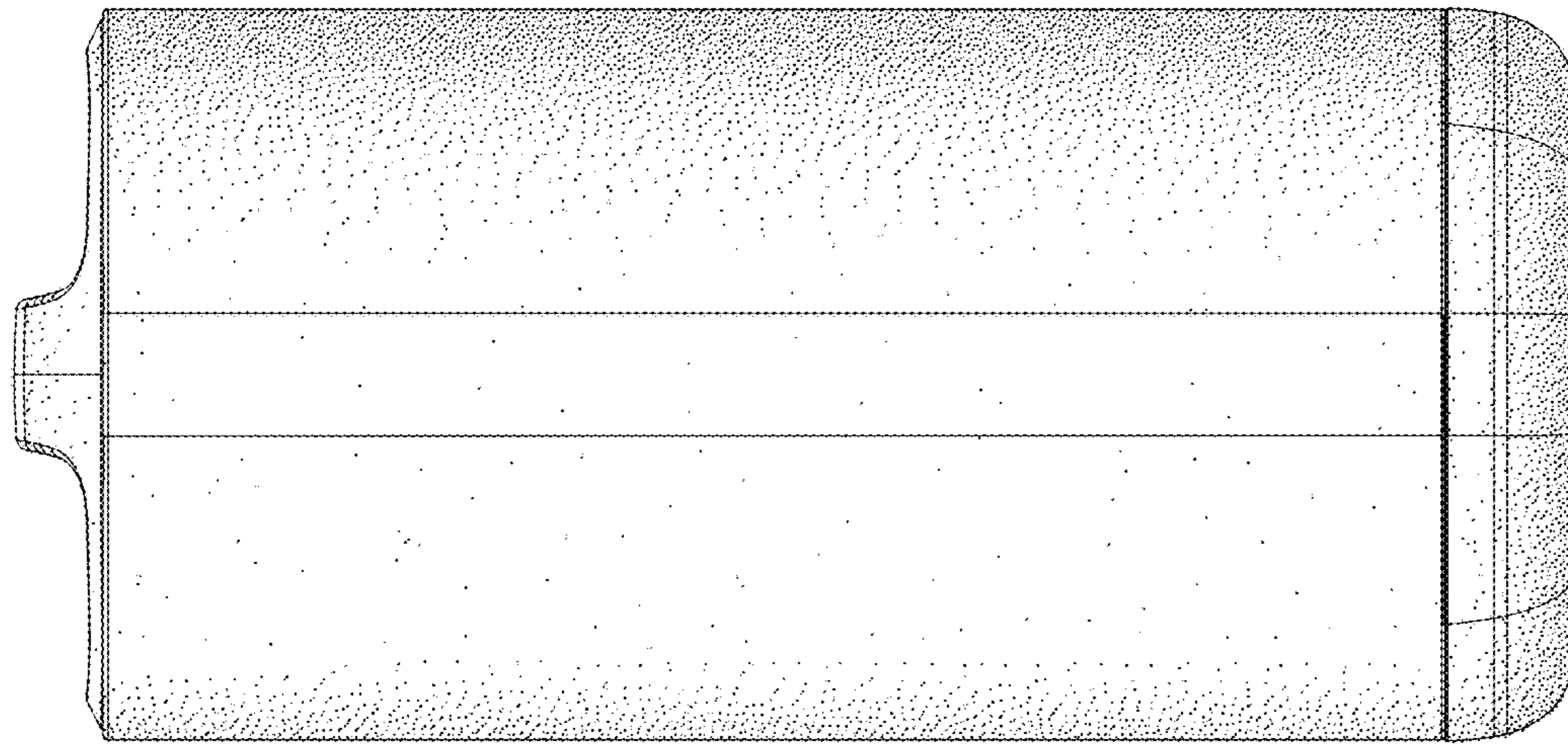


FIG. 5




FIG. 6




FIG. 7




FIG. 8