



US00D820195S

(12) **United States Design Patent** (10) **Patent No.:** **US D820,195 S**  
**Kristen** (45) **Date of Patent:** **\*\* Jun. 12, 2018**

(54) **TIRE**

(71) Applicant: **CONTINENTAL REIFEN DEUTSCHLAND GMBH**, Hannover (DE)

(72) Inventor: **Florian Kristen**, Hannover (DE)

(73) Assignee: **Continental Reifen Deutschland GmbH**, Hannover (DE)

(\*\*) Term: **15 Years**

(21) Appl. No.: **29/594,837**

(22) Filed: **Feb. 23, 2017**

(30) **Foreign Application Priority Data**

Sep. 14, 2016 (WO) ..... 968713301

(51) **LOC (11) Cl.** ..... **12-15**

(52) **U.S. Cl.**  
USPC ..... **D12/565**

(58) **Field of Classification Search**  
USPC ..... D12/533-567  
CPC ..... B60C 11/0302; B60C 2011/0386; B60C 2011/0388

See application file for complete search history.

(56) **References Cited**

U.S. PATENT DOCUMENTS

D287,236 S *	12/1986	Yonekura .....	D12/543
D385,234 S *	10/1997	Young .....	D12/553
D703,607 S *	4/2014	Nobunaga .....	D12/545
D756,897 S *	5/2016	Kristen .....	D12/565
D758,956 S *	6/2016	Mathonet .....	D12/565
D760,149 S *	6/2016	Kristen .....	D12/565

\* cited by examiner

*Primary Examiner* — George D. Kirschbaum

*Assistant Examiner* — Joseph J Kukella

(74) *Attorney, Agent, or Firm* — Laurence A. Greenberg; Werner H. Stemer; Ralph E. Locher

(57) **CLAIM**

The ornamental design for a tire, as shown and described.

**DESCRIPTION**

FIG. 1 is a front perspective view of the tire showing my new invention;

FIG. 2 is a front elevation view thereof;

FIG. 3 is an enlarged partial front view thereof;

FIG. 4 is a right side elevation view thereof; and,

FIG. 5 is a left side elevation view thereof.

**1 Claim, 5 Drawing Sheets**







FIG. 1






FIG. 2





FIG. 3






FIG. 4






FIG. 5