



US00D820189S

(12) **United States Design Patent**
Kristinsson

(10) **Patent No.:** **US D820,189 S**
(45) **Date of Patent:** **** Jun. 12, 2018**

(54) **BOAT HULL**
(71) Applicant: **Mallard S.A.**, Luxembourg (LU)
(72) Inventor: **Össur Kristinsson**, Kópavogur (IS)
(73) Assignee: **MALLARD S.A.**, Luxembourg (LU)
(**) Term: **15 Years**
(21) Appl. No.: **29/607,518**
(22) Filed: **Jun. 14, 2017**

D299,638 S *	1/1989	Ard	D12/313
D329,038 S *	9/1992	Dekker	D12/313
D338,868 S *	8/1993	Ackerbloom	D12/313
D374,853 S *	10/1996	Pierce	D12/313
5,983,823 A *	11/1999	Allison	B63B 1/042 114/271
D454,829 S *	3/2002	Goad	D12/313
D513,399 S *	1/2006	Plumb	D12/300
D607,398 S *	1/2010	Hartman	D12/300
D607,805 S *	1/2010	Chittum, III	D12/300
D677,210 S *	3/2013	Fan	D12/300
D714,711 S *	10/2014	Abella	D12/300
D721,633 S *	1/2015	Kristinsson	D12/300
D764,376 S *	8/2016	Braver	D12/300

(30) **Foreign Application Priority Data**

Feb. 17, 2017 (EM) 003756683-0001

(51) **LOC (11) Cl.** **12-06**

(52) **U.S. Cl.**
USPC **D12/313**

(58) **Field of Classification Search**
USPC D12/300, 302, 303, 304, 307, 310-314,
D12/316, 317; 114/39.11-39.15,
114/39.21-39.32, 61.1, 61.2, 61.32,
114/61.33, 62, 355-358, 271, 273, 283,
114/288-292, 343, 363; 440/27, 35
CPC B63B 17/00; B63B 17/02; B63B 35/81;
B63B 35/816; B62B 21/04
See application file for complete search history.

(56) **References Cited**

U.S. PATENT DOCUMENTS

4,233,920 A *	11/1980	Wood	B63B 1/18 114/290
4,726,310 A *	2/1988	Ard	B63B 1/04 114/290

* cited by examiner

Primary Examiner — Cynthia M Chin

(74) *Attorney, Agent, or Firm* — Workman Nydegger

(57) **CLAIM**

The ornamental design for a boat hull, as shown and described.

DESCRIPTION

FIG. 1 is a bottom perspective view from above one side of a boat hull.

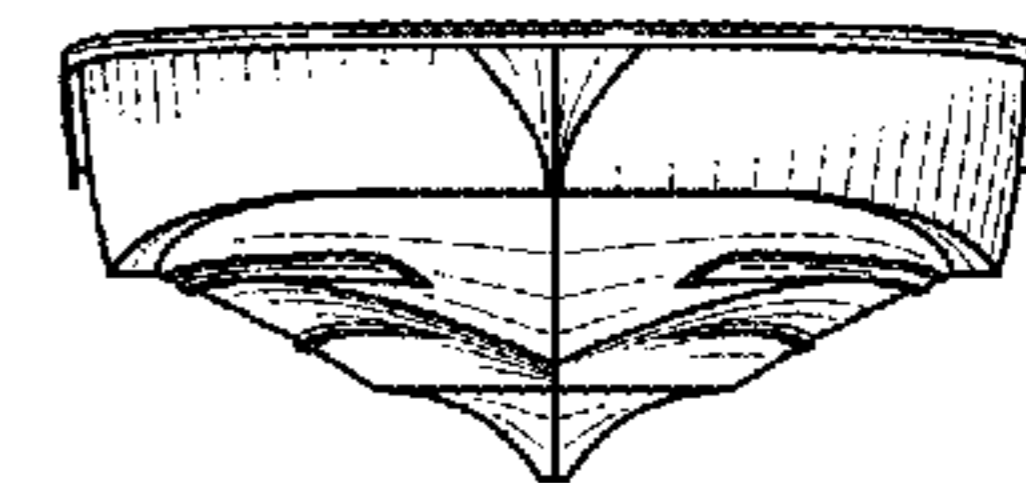
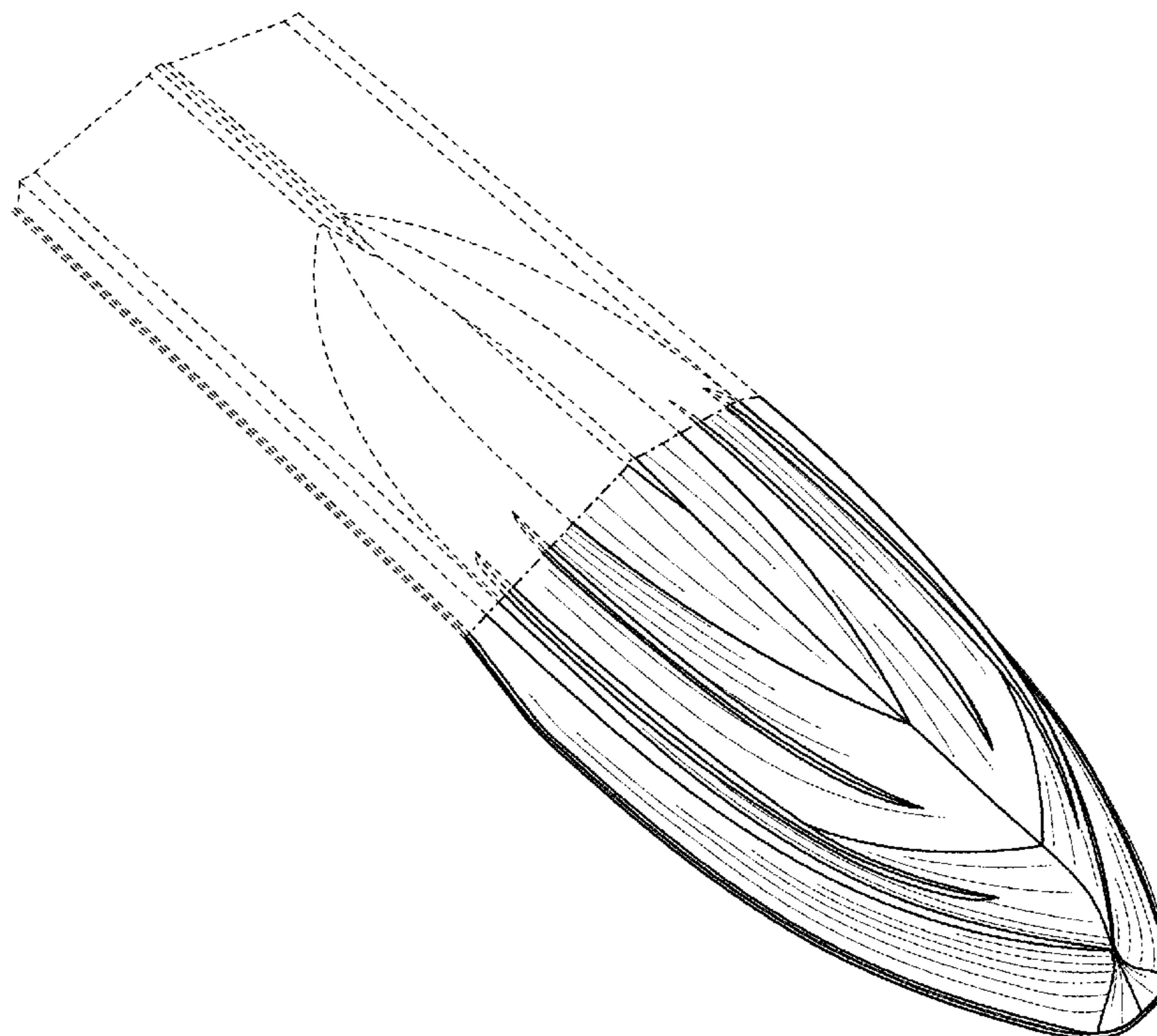
FIG. 2 is a front view of a boat hull.

FIG. 3 is a side view of a boat hull; and,

FIG. 4 is an underneath plan view of a boat hull.

The dash-dot broken lines represent the bounds of the claim and all other broken lines are for the purpose of illustrating portions of the article that form no part of the claim. None of the broken lines form a part of the claimed design.

1 Claim, 3 Drawing Sheets



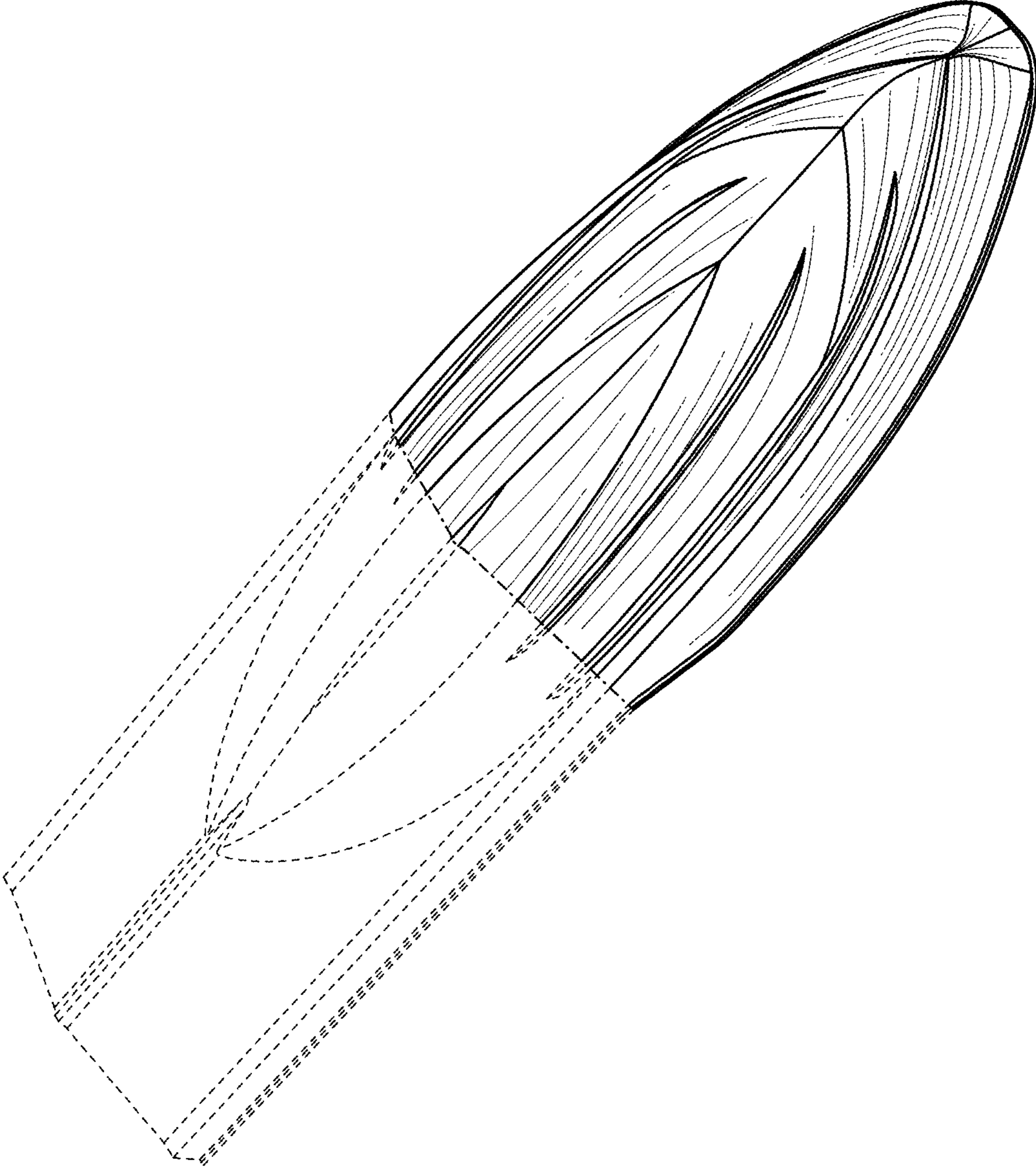


FIG. 1

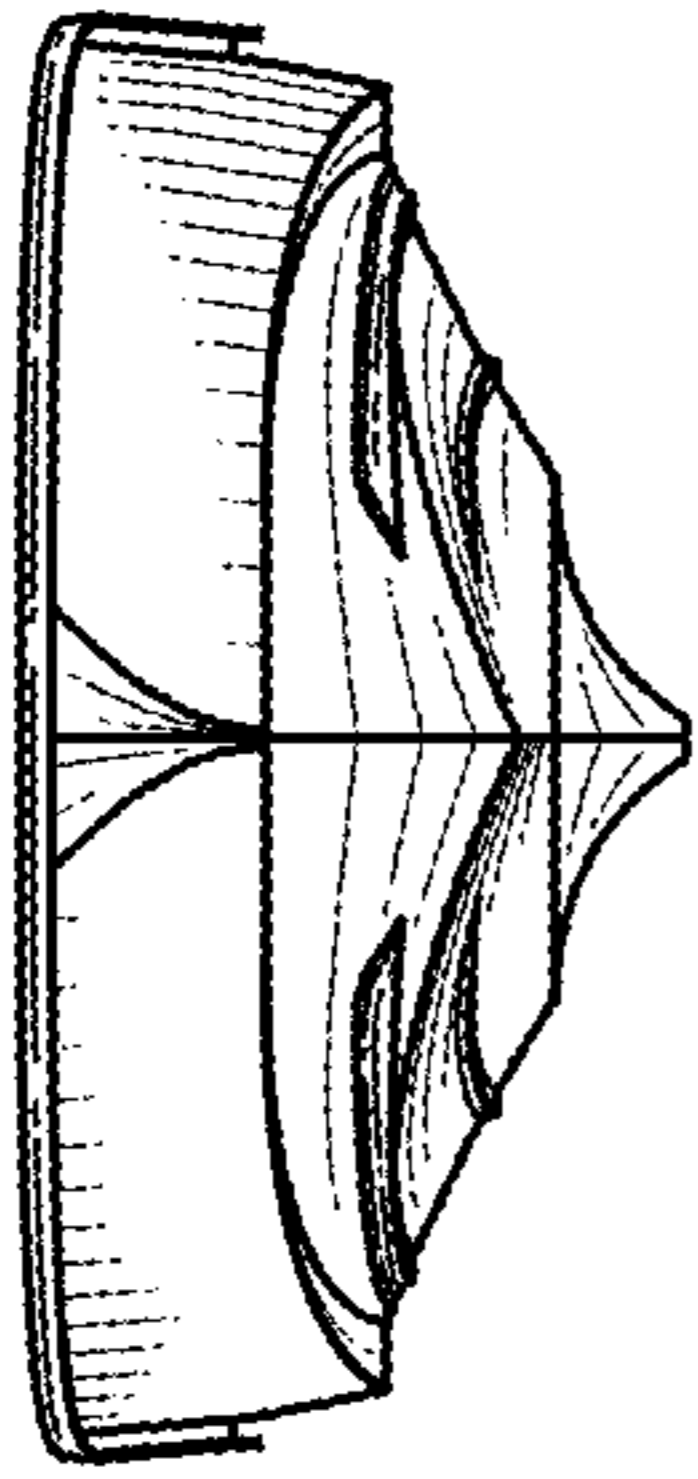


FIG. 2

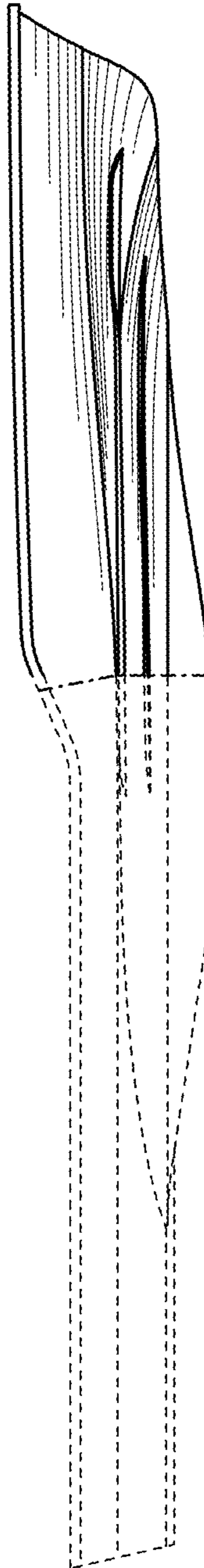


FIG. 3

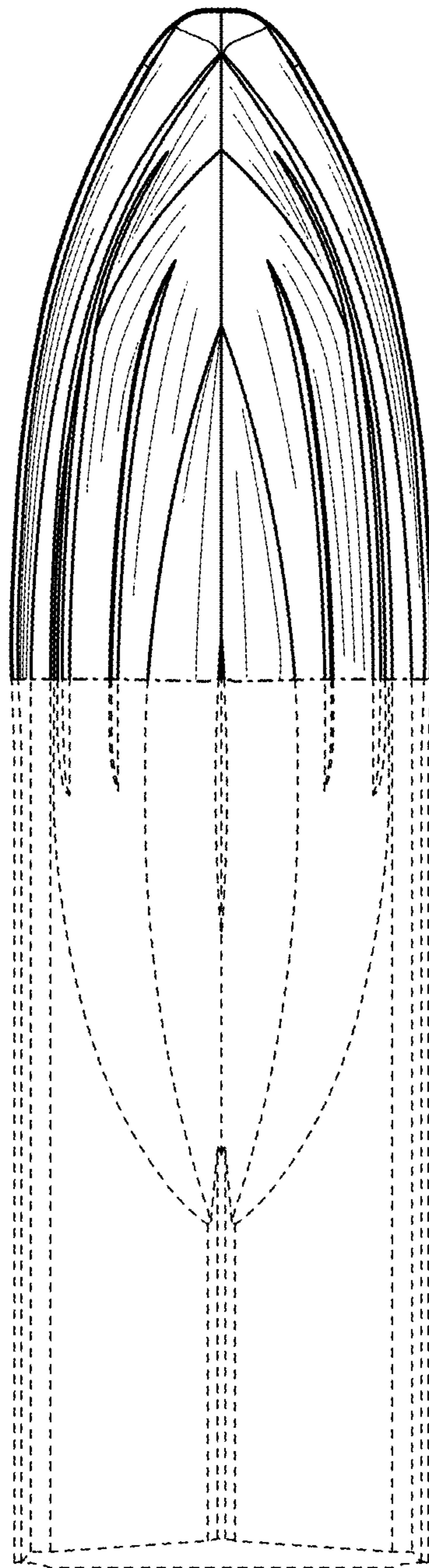


FIG. 4