



US00D820175S

(12) **United States Design Patent**  
**Ishigaki**

(10) **Patent No.:** **US D820,175 S**  
(45) **Date of Patent:** **\*\* Jun. 12, 2018**

(54) **REAR BUMPER FOR AUTOMOBILE**

D787,989 S \* 5/2017 Kozub ..... D12/169  
D788,657 S \* 6/2017 Oohashi ..... D12/169  
D796,395 S \* 9/2017 Kojima ..... D12/169  
D800,030 S \* 10/2017 Jung ..... D12/169

(71) Applicant: **Honda Motor Co., Ltd.**, Tokyo (JP)

(72) Inventor: **Shingo Ishigaki**, Wako (JP)

\* cited by examiner

(73) Assignee: **Honda Motor Co., Ltd.**, Tokyo (JP)

*Primary Examiner* — Melody N Brown

(\*\*) Term: **15 Years**

(74) *Attorney, Agent, or Firm* — Plumsea Law Group, LLC

(21) Appl. No.: **29/589,591**

(22) Filed: **Jan. 3, 2017**

(57) **CLAIM**

(30) **Foreign Application Priority Data**

The ornamental design for a rear bumper for automobile, as shown and described.

Jul. 8, 2016 (JP) ..... 2016-014574

(51) **LOC (11) Cl.** ..... **12-16**

(52) **U.S. Cl.**  
USPC ..... **D12/169**

**DESCRIPTION**

(58) **Field of Classification Search**  
USPC .... D12/169, 216, 90-92, 86, 171, 196, 163;  
293/102, 113, 115, 117, 120; 296/180.1,  
296/180.2  
CPC ..... B60R 19/02; B60R 19/04; B62D 25/08  
See application file for complete search history.

FIG. 1 is a front perspective view of a rear bumper for automobile;  
FIG. 2 is a front elevation view thereof;  
FIG. 3 is a top plan view thereof;  
FIG. 4 is a bottom plan view thereof;  
FIG. 5 is a left side elevation view thereof; and,  
FIG. 6 is a right side elevation view thereof.

(56) **References Cited**

The broken lines in the drawings illustrate portions of the rear bumper for automobile that form no part of the claimed design.

**U.S. PATENT DOCUMENTS**

D736,126 S \* 8/2015 Hammoud ..... D12/169  
D769,161 S \* 10/2016 Ishii ..... D12/169

**1 Claim, 6 Drawing Sheets**

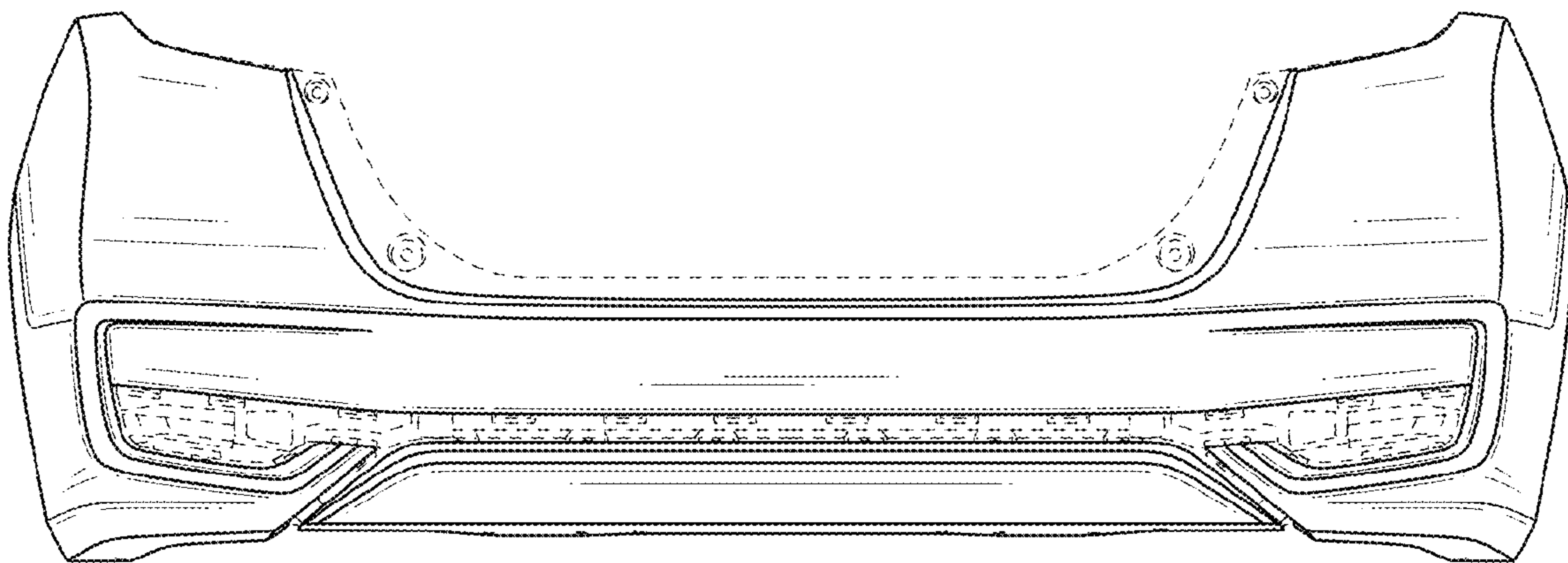


FIG. 1

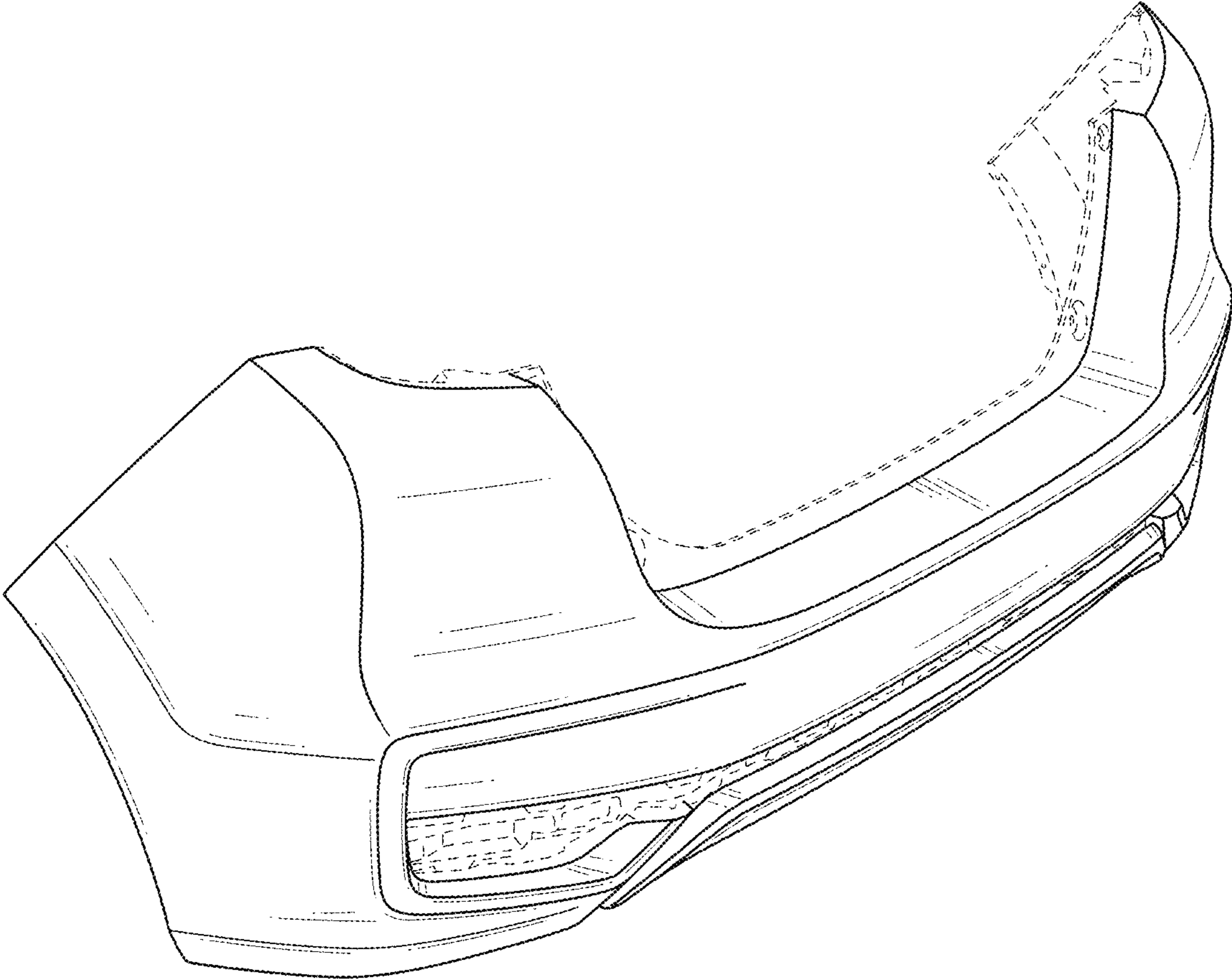


FIG. 2

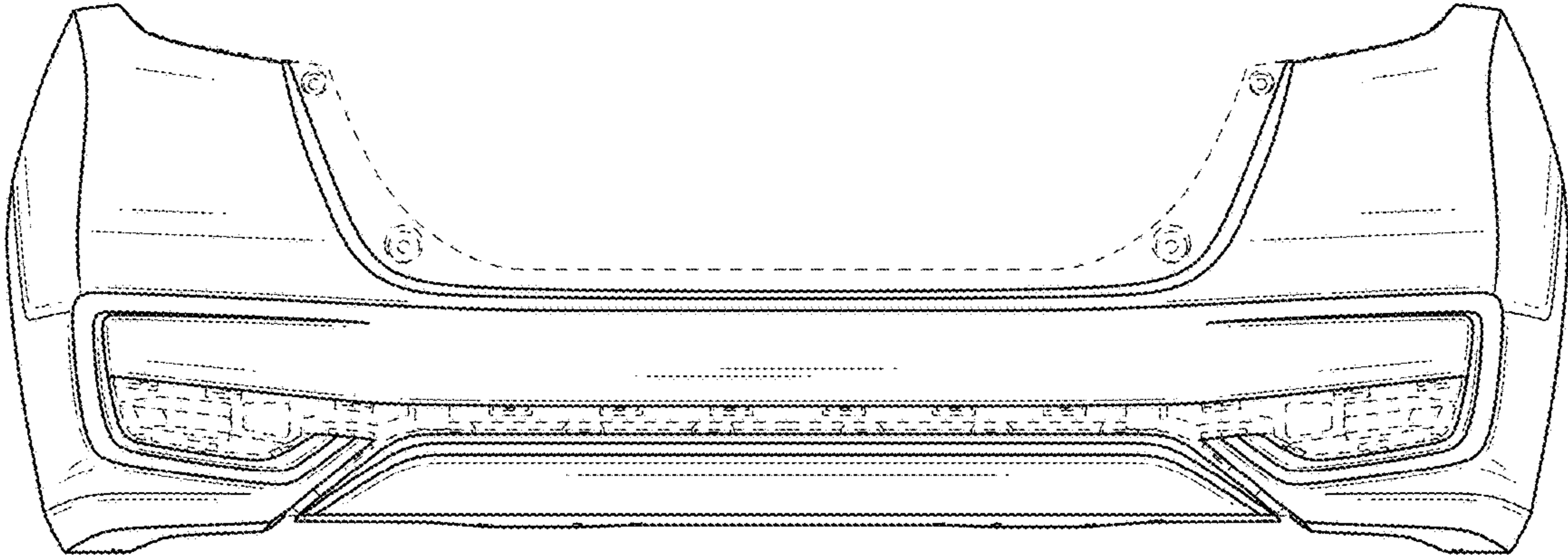


FIG. 3

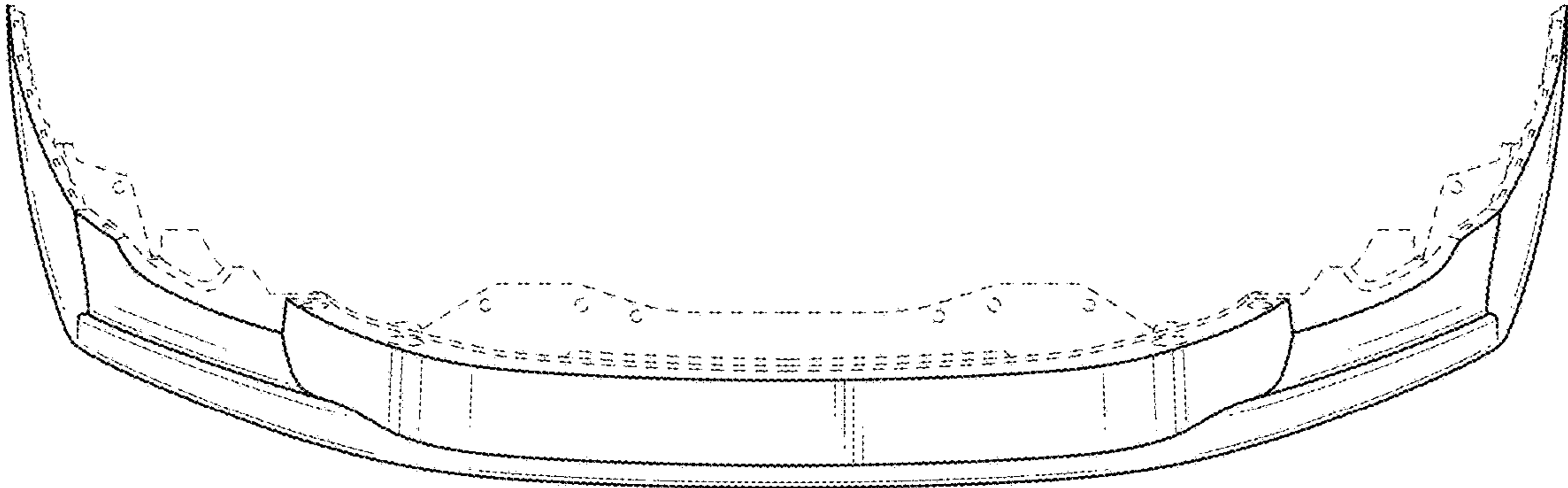


FIG. 4

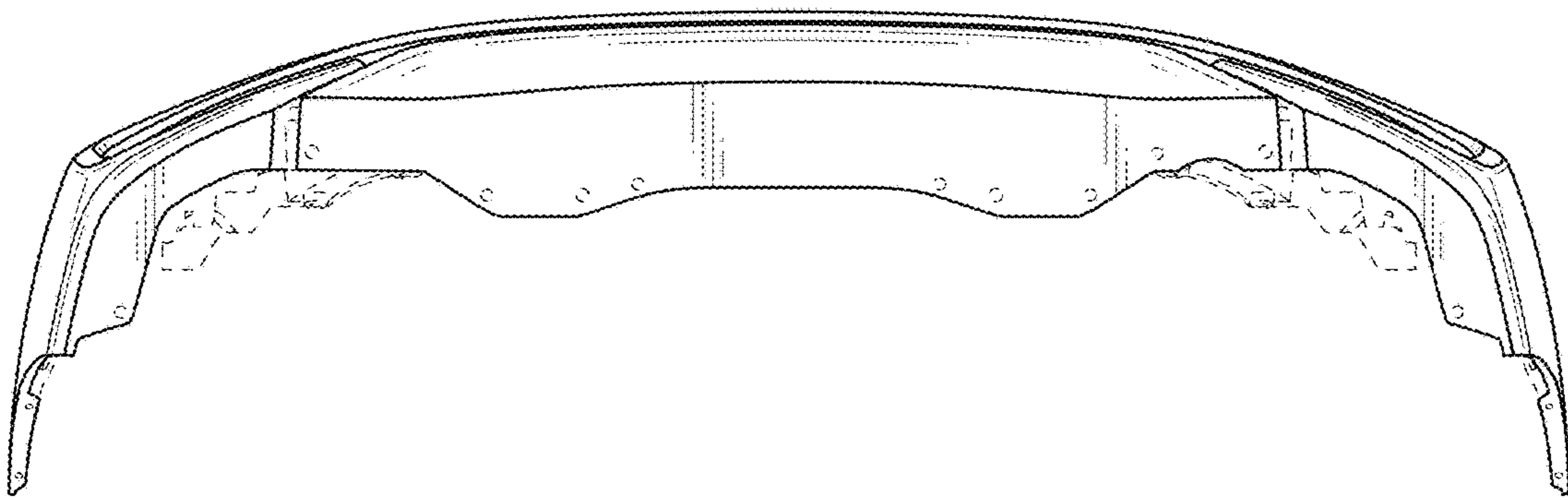


FIG. 5

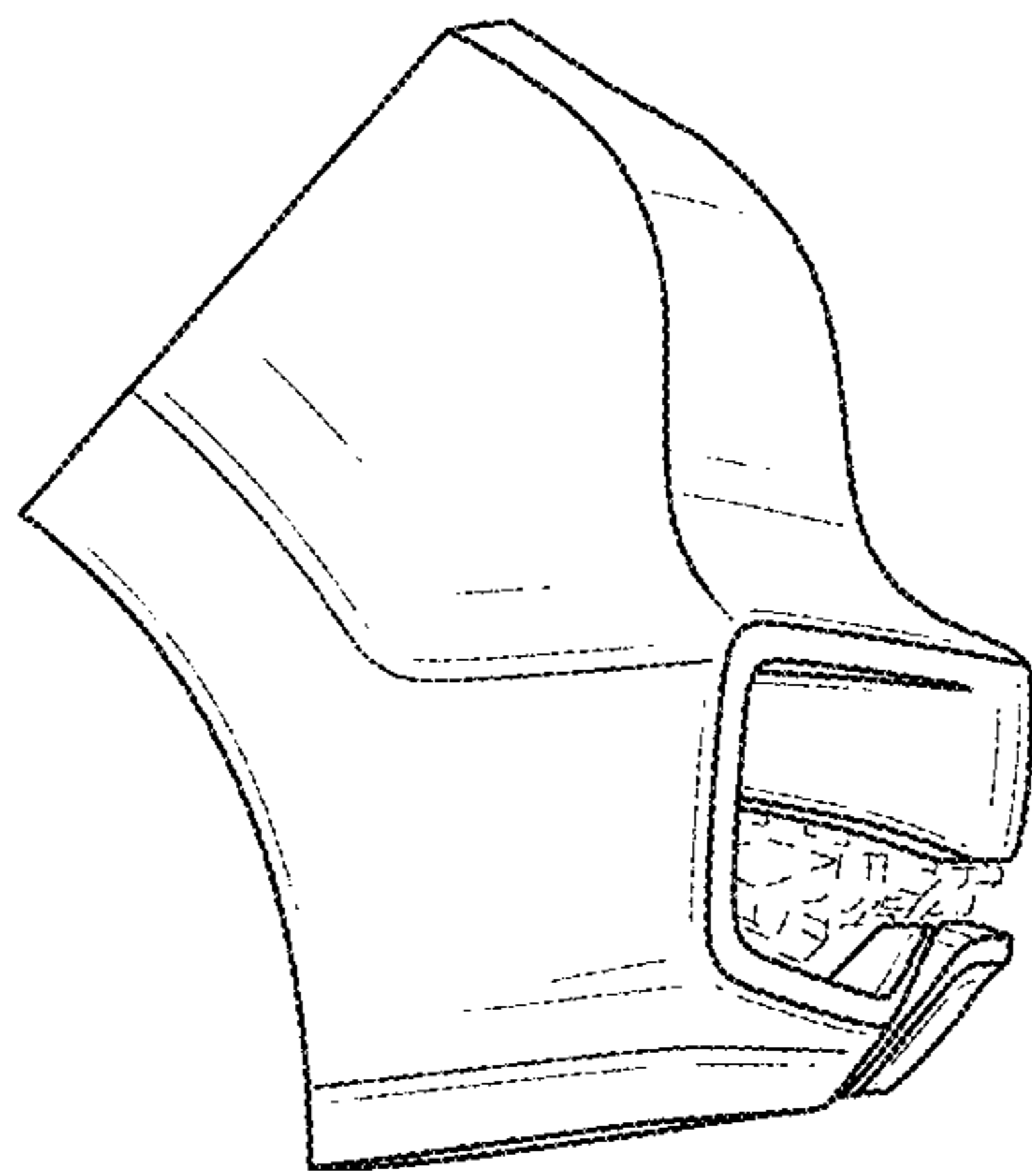


FIG. 6

