



US00D820169S

(12) **United States Design Patent**  
**Eriksson et al.**

(10) **Patent No.:** **US D820,169 S**  
(45) **Date of Patent:** **\*\* Jun. 12, 2018**

- (54) **STROLLER**
- (71) Applicant: **Thule Canada Inc.**, Granby (CA)
- (72) Inventors: **Henrik Eriksson**, Jönköping (SE); **Daniel Britton**, Calgary (CA); **Jan Adler**, Skillingaryd (SE); **Wesley Fleming**, Calgary (CA)
- (73) Assignee: **Thule Canada Inc.**, Granby (CA)
- (\*\*) Term: **15 Years**
- (21) Appl. No.: **29/609,270**
- (22) Filed: **Jun. 29, 2017**

6,671,926 B2 1/2004 Huang  
 D498,713 S 11/2004 Chou  
 D498,714 S 11/2004 Chou  
 6,893,040 B2 5/2005 Hou et al.  
 6,976,697 B2\* 12/2005 Britton ..... B62K 27/003  
 280/47.38  
 D519,063 S 4/2006 Chang  
 (Continued)

**Related U.S. Application Data**

- (63) Continuation of application No. 29/565,473, filed on May 20, 2016, now Pat. No. Des. 793,914.
- (51) **LOC (11) Cl.** ..... **12-12**
- (52) **U.S. Cl.**  
USPC ..... **D12/133**
- (58) **Field of Classification Search**  
USPC ..... D12/128-133  
CPC ..... B62B 7/00-7/04; B62B 9/00-9/28  
See application file for complete search history.

**References Cited**

**U.S. PATENT DOCUMENTS**

- 5,267,744 A \* 12/1993 Berry ..... B62B 7/04  
280/204
- 5,421,597 A \* 6/1995 Berner ..... B62B 7/10  
280/204
- D371,094 S 6/1996 Hinkston
- D408,768 S 4/1999 Baechler et al.
- D442,895 S 5/2001 Chiu
- D452,195 S 12/2001 Baechler
- 6,402,166 B1\* 6/2002 Chiu ..... B62B 7/04  
16/35 R
- D475,951 S 6/2003 Everett
- D481,976 S 11/2003 Everett

**OTHER PUBLICATIONS**

Thule.com, "Thule Chariot CX 1", <<https://www.thule.com/en-us/us/strollers/multisport-trailers/thule-chariot-cx-1--10101221>>, dated Sep. 14, 2016.

*Primary Examiner* — Charles D Hanson  
(74) *Attorney, Agent, or Firm* — Sterne, Kessler, Goldstein & Fox P.L.L.C.


**CLAIM**

(57) The ornamental design for a stroller, as shown and described.

**DESCRIPTION**

FIG. 1 is a top front perspective view of a stroller showing the claimed design;  
 FIG. 2 is a front view thereof;  
 FIG. 3 is a rear view thereof;  
 FIG. 4 is a left side view thereof;  
 FIG. 4A is another view thereof with a portion of the broken line showing of the stroller removed for a clear understanding of the design;  
 FIG. 5 is a right side view thereof;  
 FIG. 5A is another view thereof with a portion of the broken line showing of the stroller removed for a clear understanding of the design;  
 FIG. 6 is a top view thereof; and,  
 FIG. 7 is a bottom view thereof.  
 The broken lines in the figures show portions of the stroller that form no part of the claimed design.

**1 Claim, 9 Drawing Sheets**



(56)

**References Cited**

U.S. PATENT DOCUMENTS

7,150,499	B2 *	12/2006	McGregor .....	B60N 2/2842 297/184.13
7,547,029	B2 *	6/2009	Britton .....	B62B 7/12 280/204
D622,640	S	8/2010	Gower et al.	
D687,352	S	8/2013	Shellenberger et al.	
D704,600	S	5/2014	Britton et al.	
D723,746	S *	3/2015	Jakubowski .....	D30/109
D724,501	S	3/2015	Reinius et al.	
9,050,989	B2 *	6/2015	Fleming .....	B62B 7/08
D793,914	S *	8/2017	Eriksson .....	D12/129
D811,950	S *	3/2018	Hanson .....	D12/129
2010/0244405	A1 *	9/2010	Assaf .....	B60D 1/00 280/415.1

\* cited by examiner


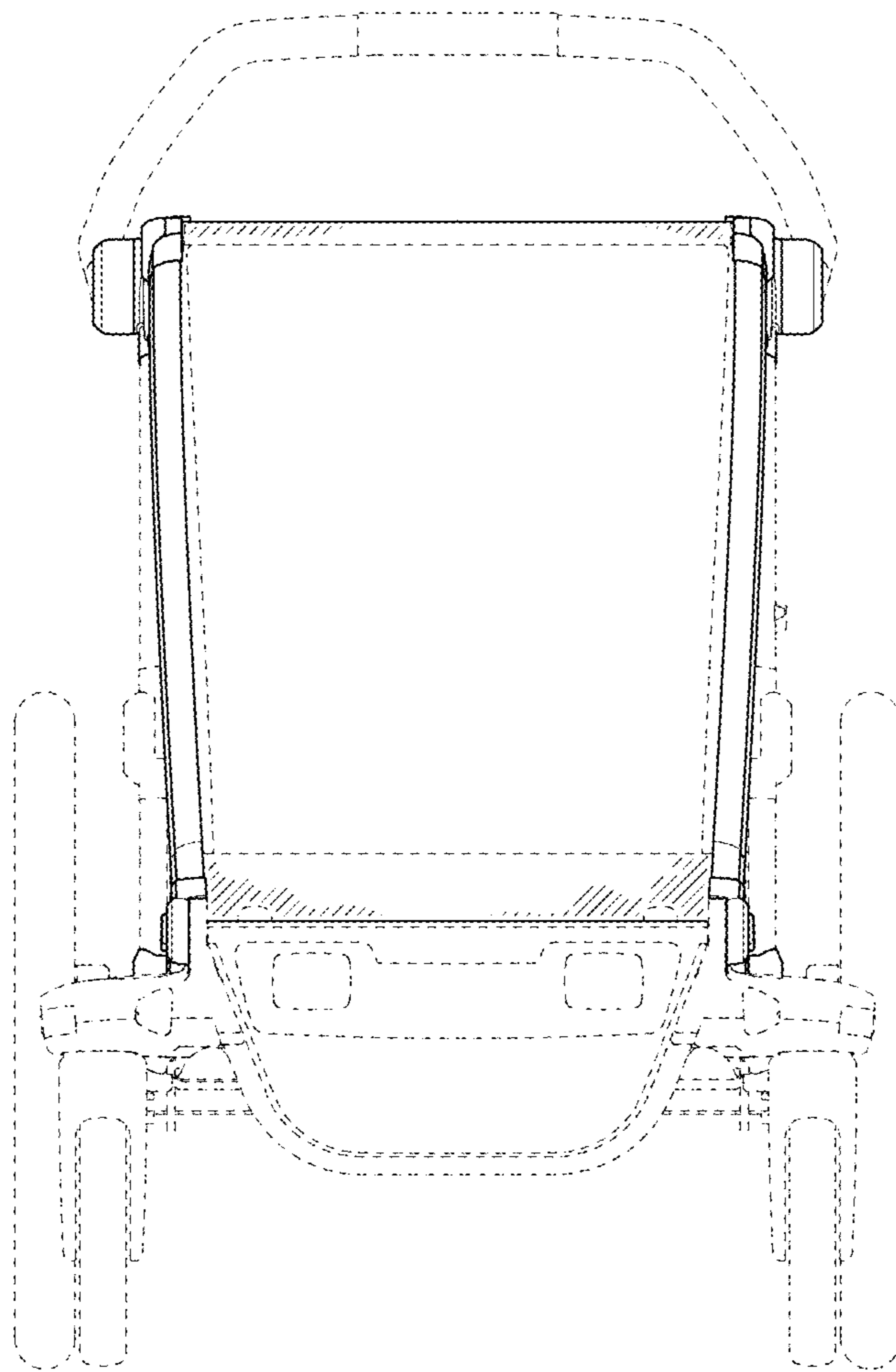


FIG. 1



**FIG. 2**

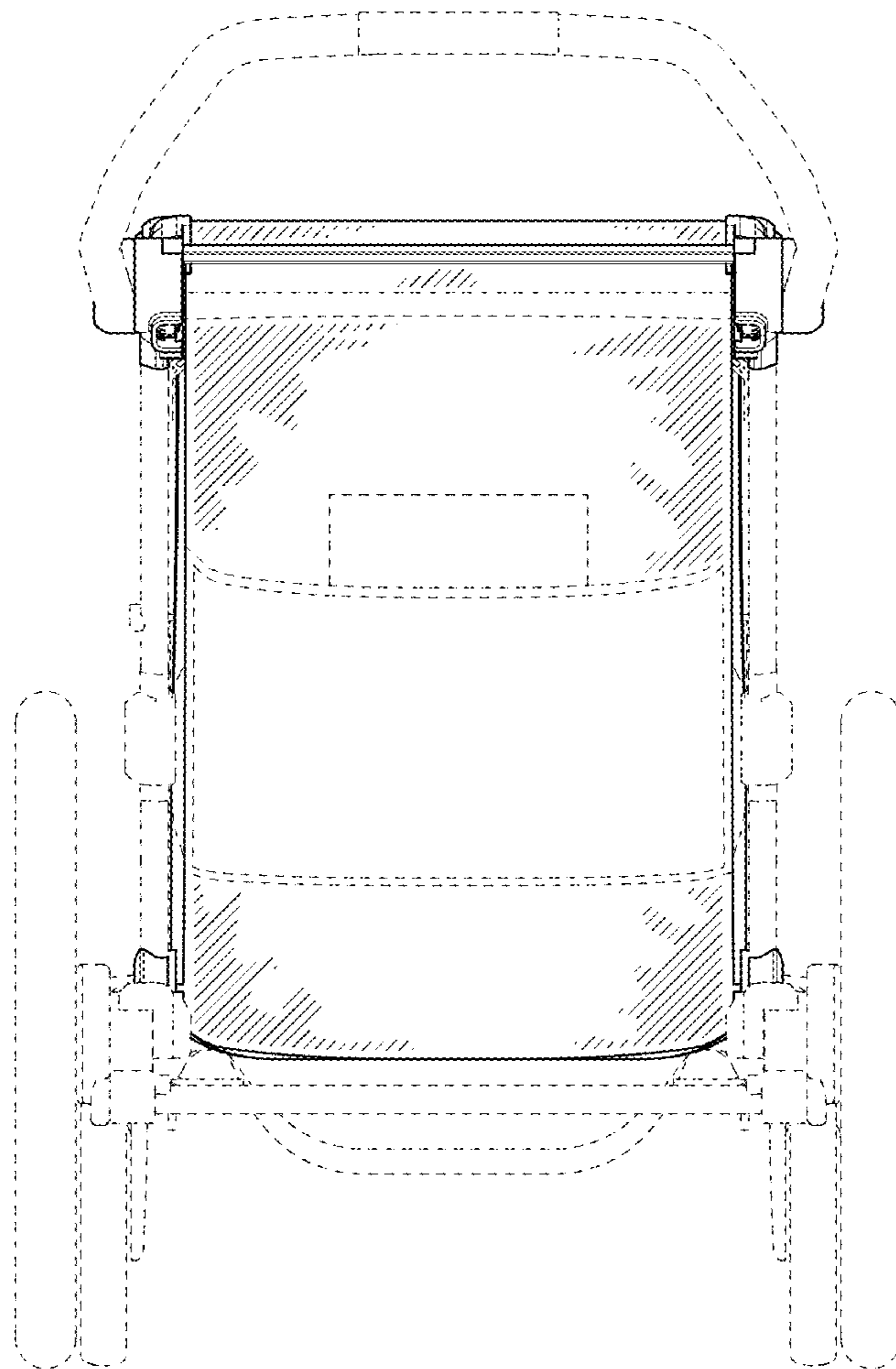


FIG. 3

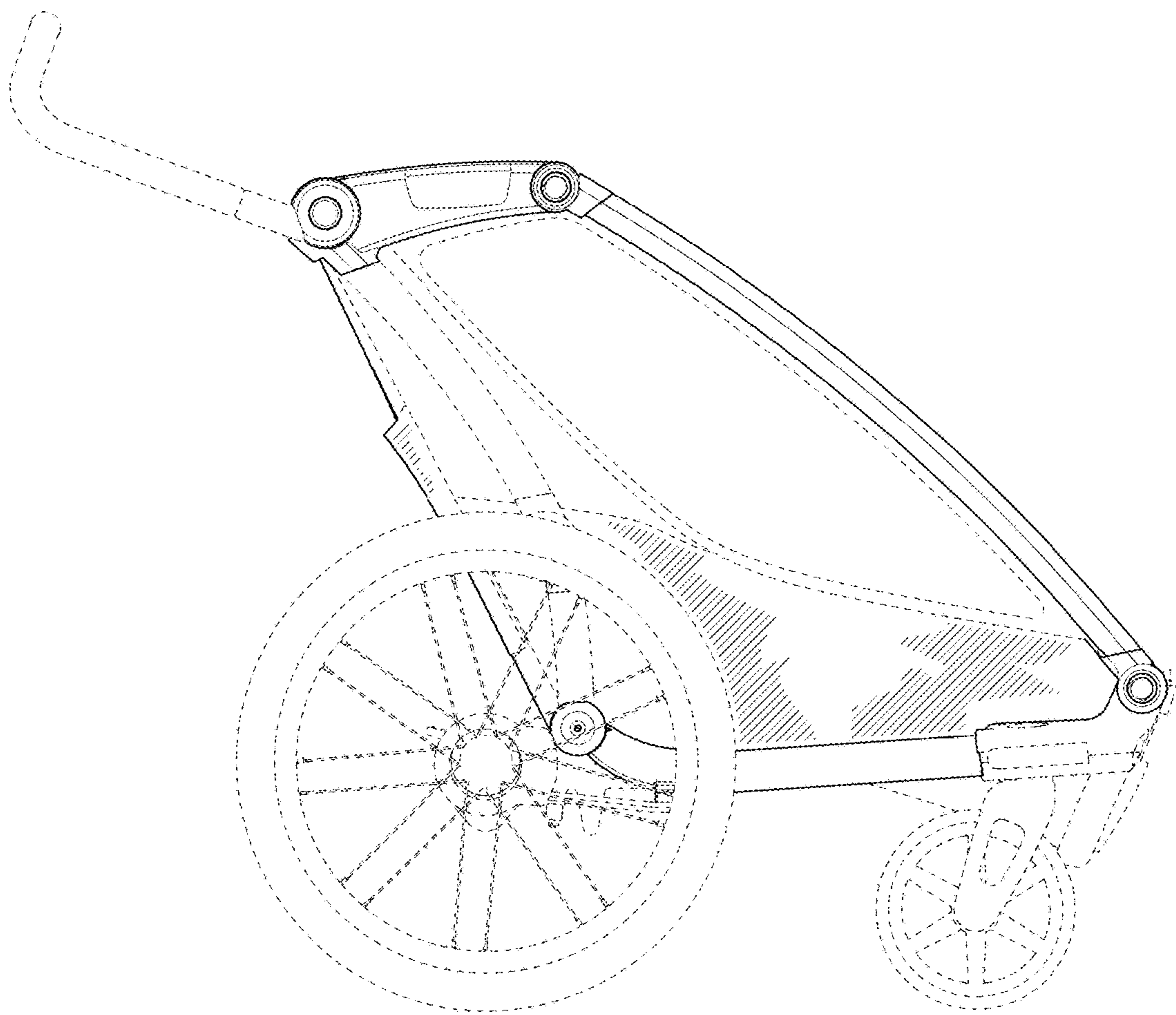


FIG. 4

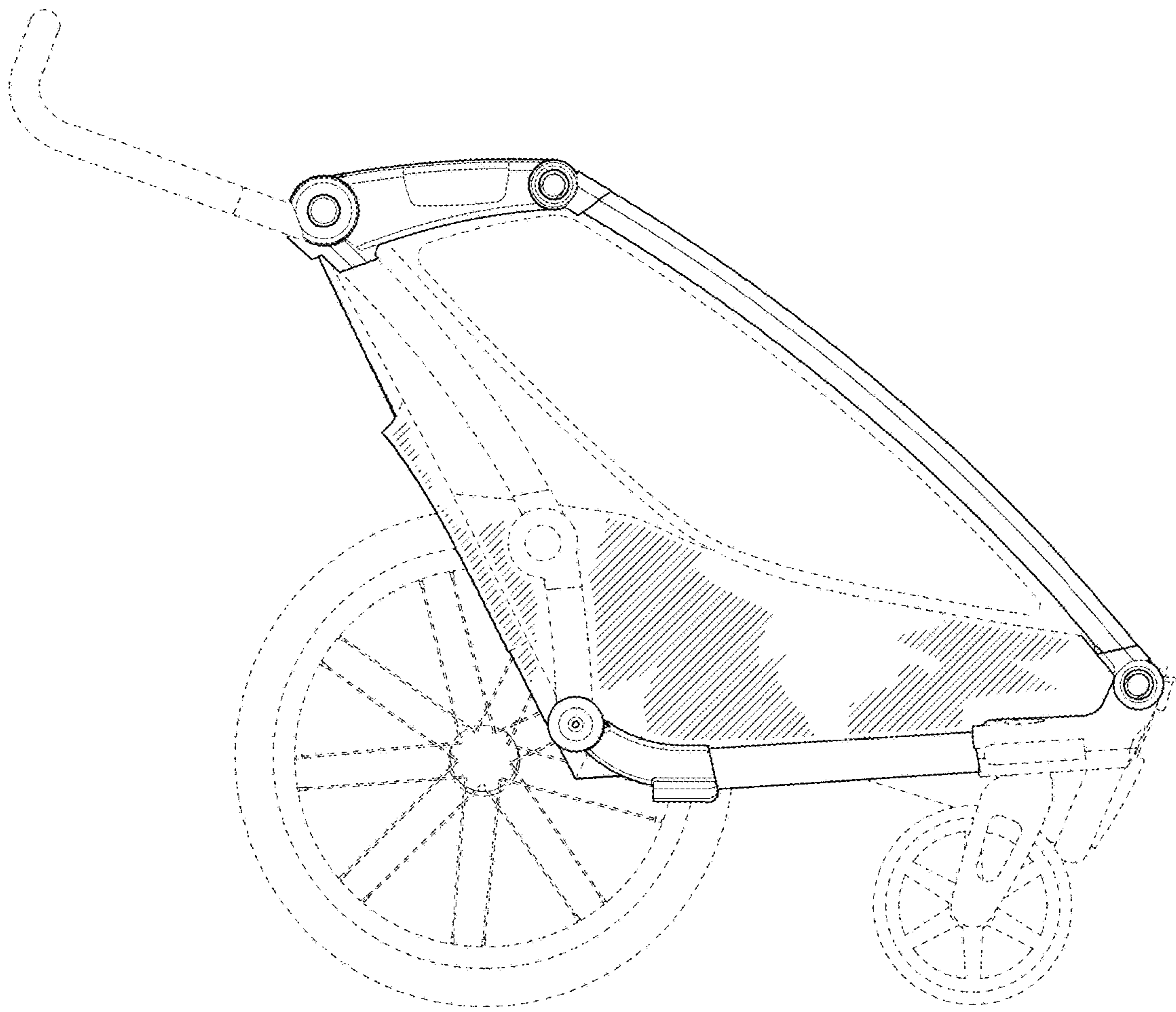
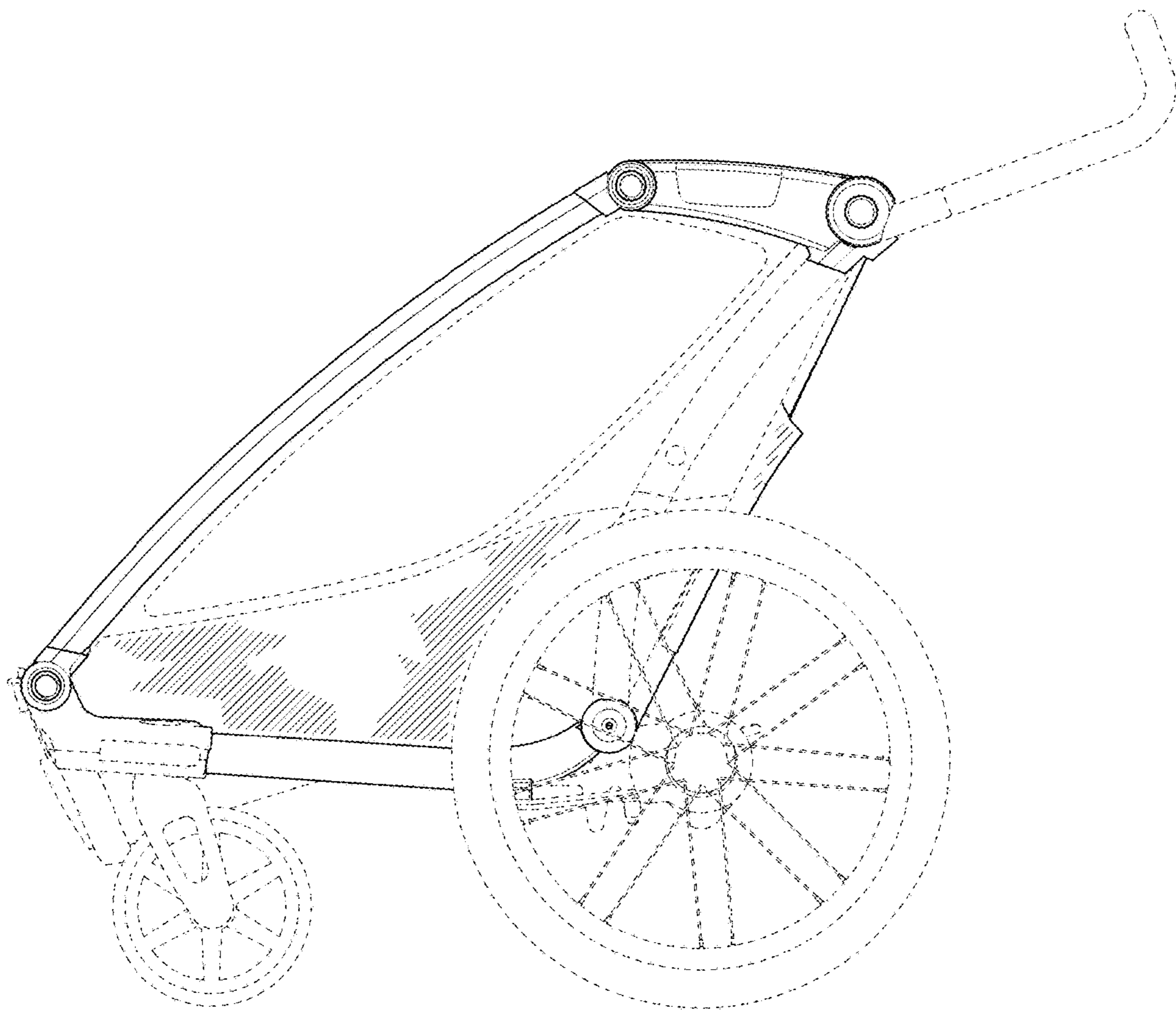


FIG. 4A



**FIG. 5**



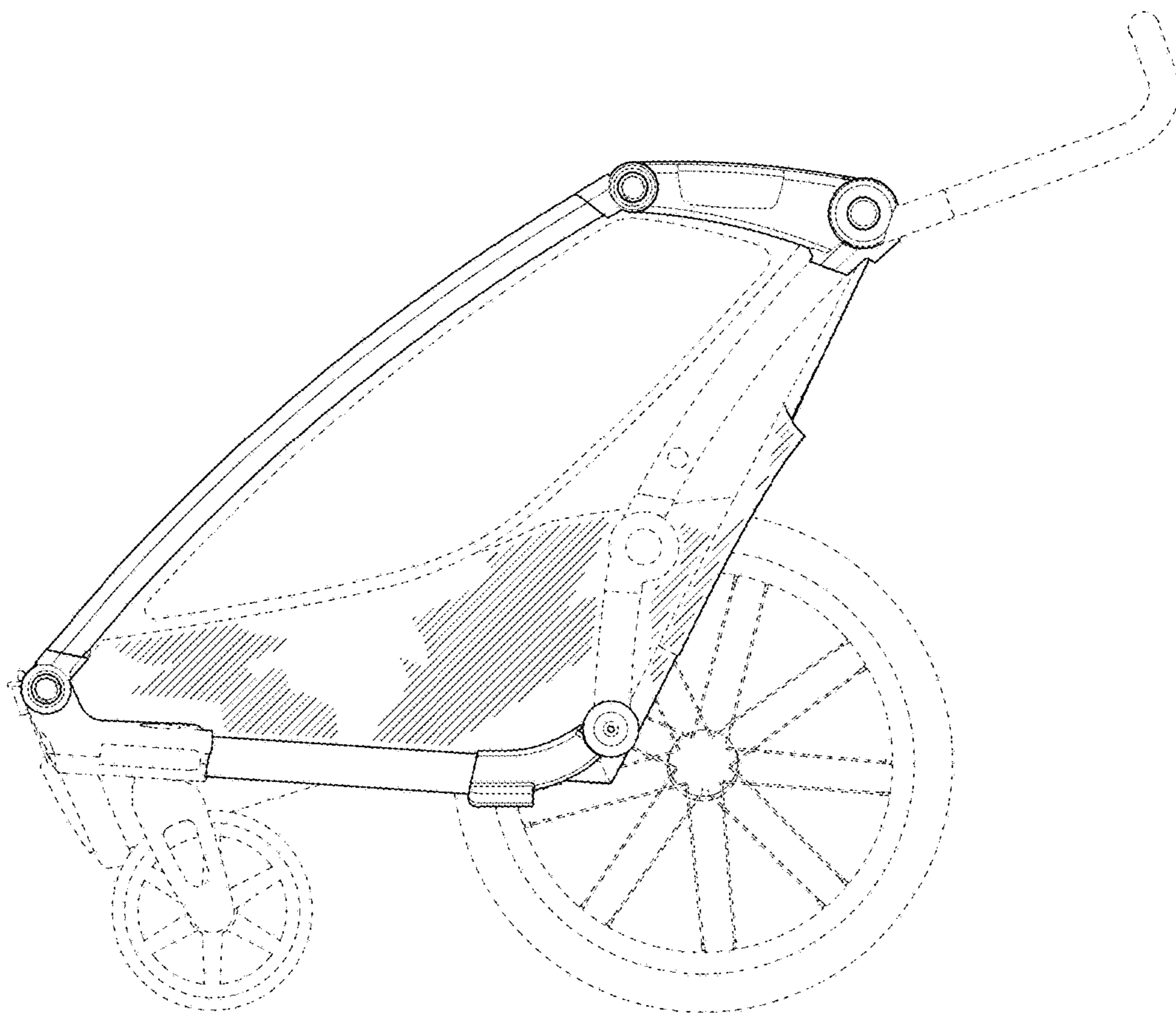


FIG. 5A

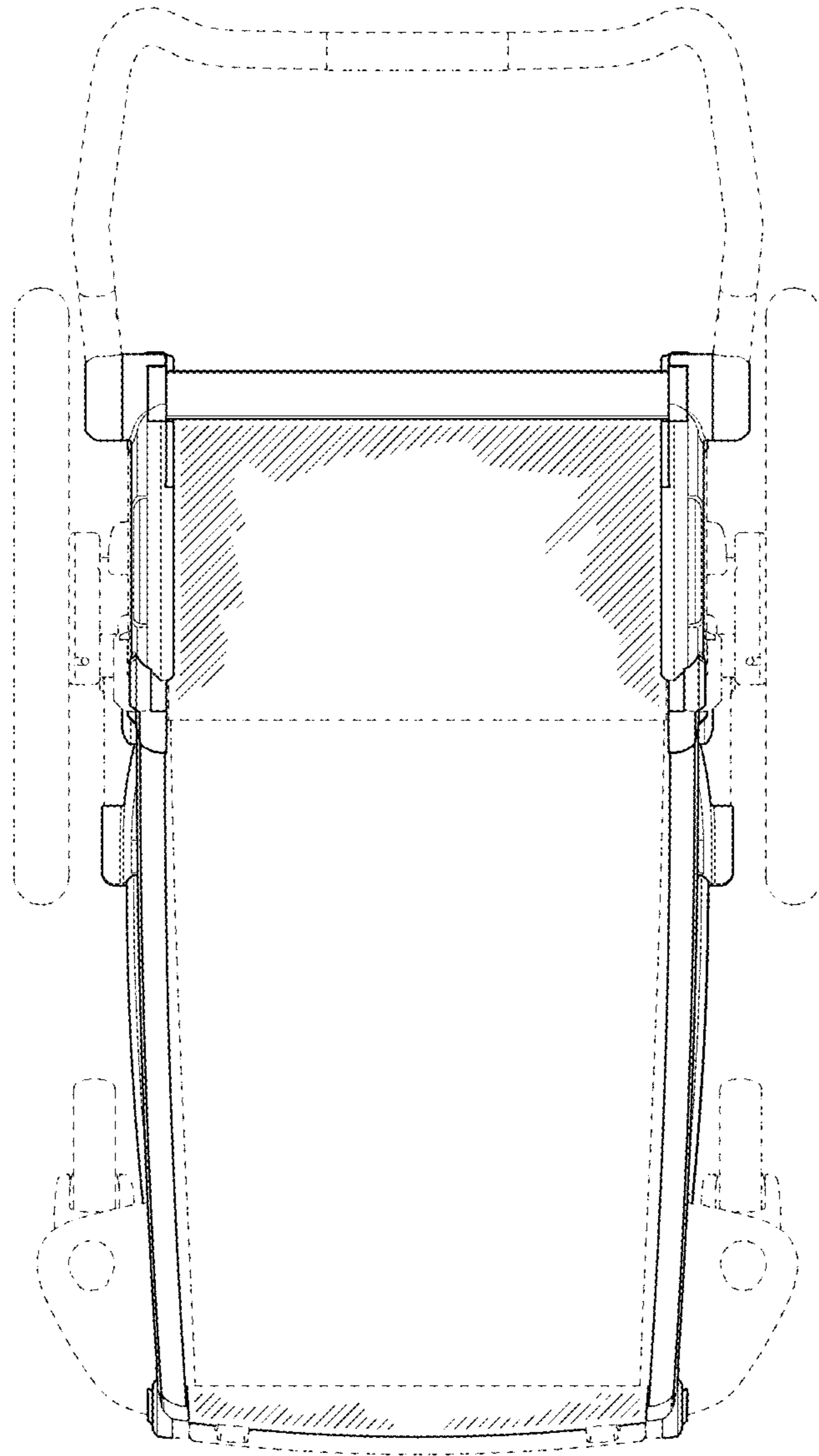


FIG. 6

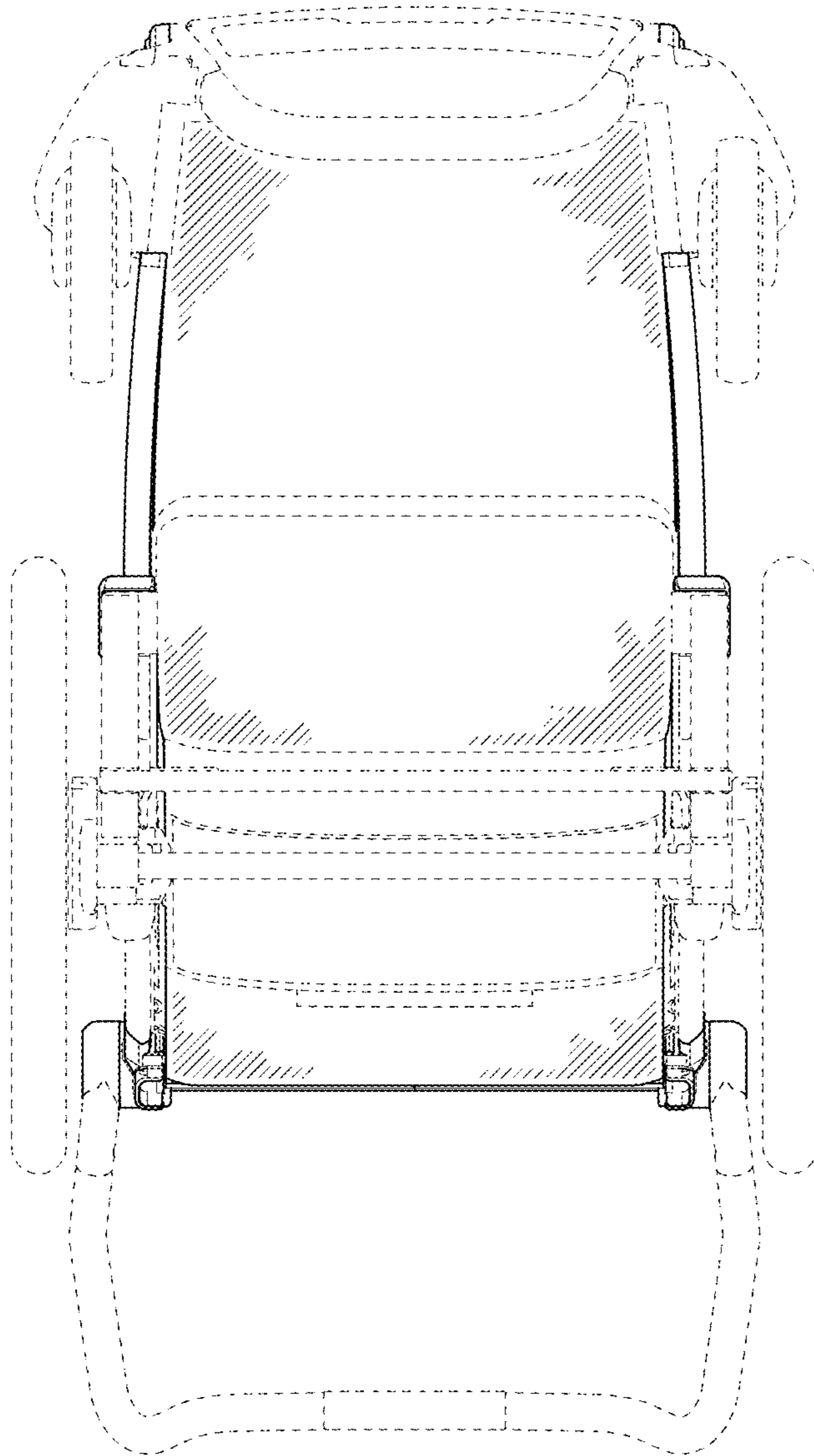


FIG. 7