



US00D820167S

(12) **United States Design Patent**
Aiello et al.

(10) **Patent No.:** **US D820,167 S**
(45) **Date of Patent:** **** Jun. 12, 2018**

(54) **MOTORCYCLE OR MOTORCYCLE
REPLICA**

(71) Applicant: **HONDA MOTOR CO., LTD.**, Tokyo
(JP)

(72) Inventors: **Valerio Aiello**, Rome (IT); **Antonio
Arcadu**, Rome (IT)

(73) Assignee: **HONDA MOTOR CO., LTD.**, Tokyo
(JP)

(**) Term: **15 Years**

(21) Appl. No.: **29/602,003**

(22) Filed: **Apr. 27, 2017**

(30) **Foreign Application Priority Data**

Nov. 4, 2016 (JP) 2016-024094

(51) **LOC (11) Cl.** **12-11**

(52) **U.S. Cl.**
USPC **D12/110**

(58) **Field of Classification Search**

USPC D12/110, 111, 117; D21/432, 538
CPC B62K 11/00; B62K 11/02; B62K 11/04;
B62K 11/10; B62K 17/00; B62K 19/00;
B62K 2202/00

See application file for complete search history.

(56) **References Cited**

U.S. PATENT DOCUMENTS

D610,046 S * 2/2010 Miyake D12/110
D649,914 S * 12/2011 Marasco D12/110
D652,769 S * 1/2012 Kudo D12/110
D657,290 S * 4/2012 Tako D12/110
D662,859 S * 7/2012 Matsuoka D12/110
D677,601 S * 3/2013 Yanagita D12/110
D689,405 S * 9/2013 Tsukui D12/110
D690,236 S * 9/2013 Futamata D12/110

D690,623 S * 10/2013 Tsukui D12/110
D695,648 S * 12/2013 Yamazaki D12/110
8,813,894 B1 * 8/2014 Horikawa B62K 25/283
180/227
8,973,696 B2 * 3/2015 Hamauzu B60T 8/3225
180/219
D733,007 S * 6/2015 Futamata D12/110
D737,179 S * 8/2015 Futamata D12/110
D746,179 S * 12/2015 Tsukui D12/110
D774,962 S * 12/2016 Wakita D12/110
D776,013 S * 1/2017 Kiska D12/110
D776,575 S * 1/2017 Kiska D12/110
D782,368 S * 3/2017 Fujimoto D12/110
D800,608 S * 10/2017 Takizawa D12/110
D802,485 S * 11/2017 Mikami D12/110
D809,431 S * 2/2018 Janyapanich D12/110

(Continued)

Primary Examiner — Darlington Ly

(74) *Attorney, Agent, or Firm* — Birch, Stewart, Kolasch
& Birch, LLP

(57) **CLAIM**

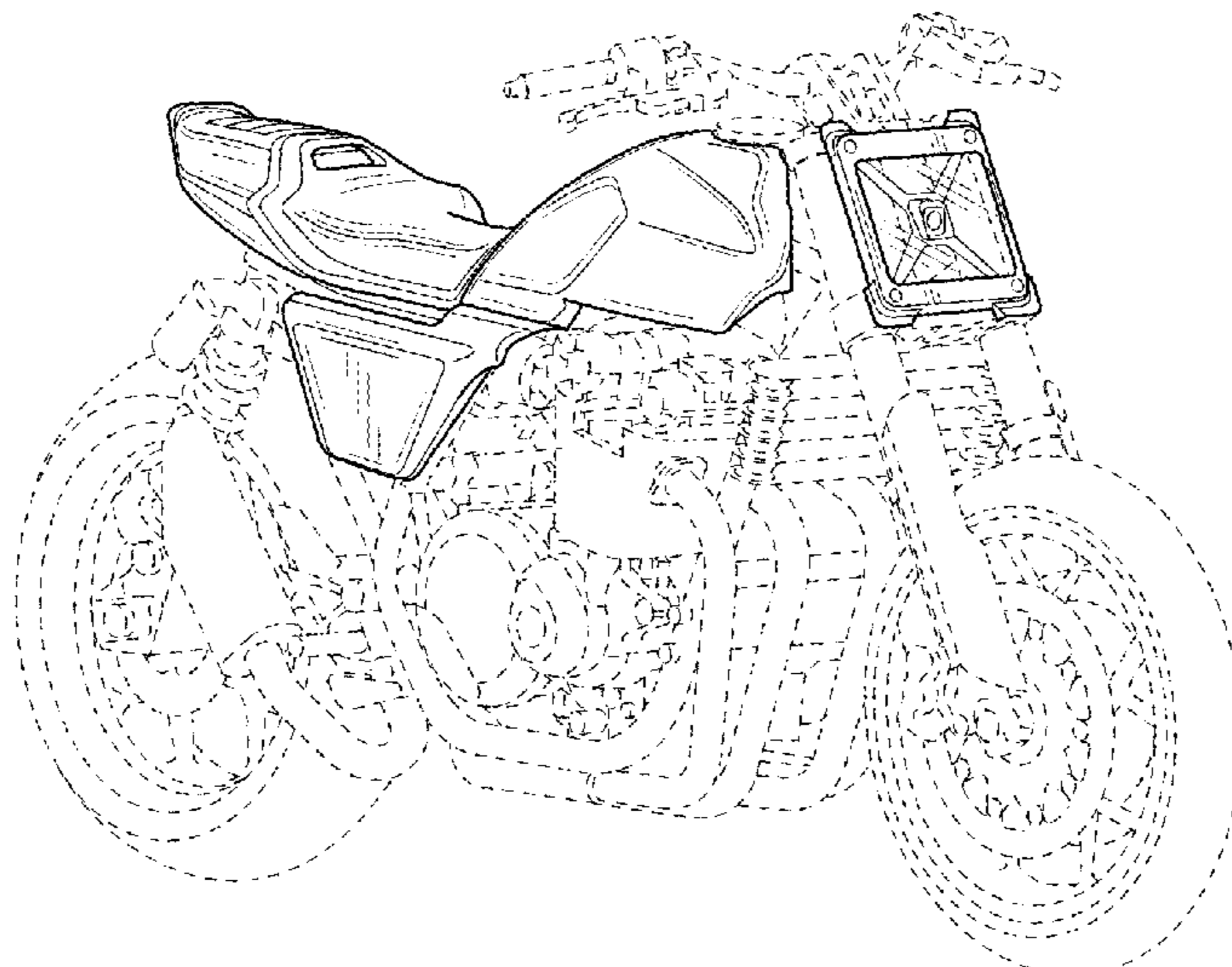
The ornamental design for a motorcycle or motorcycle replica, as shown and described.

DESCRIPTION

FIG. 1 is a front and left side perspective view of a motorcycle or motorcycle replica showing our new design; FIG. 2 is a rear and left side perspective view thereof; FIG. 3 is a front and right side perspective view thereof; FIG. 4 is a rear and right side perspective view thereof; FIG. 5 is a left side elevation view thereof; FIG. 6 is a right side elevation view thereof; FIG. 7 is a front elevation view thereof; FIG. 8 is a rear elevation view thereof; FIG. 9 is a top plan view thereof; and, FIG. 10 is a bottom plan view thereof.

The broken lines shown in the drawings illustrate portions of the motorcycle that form no part of claimed design.

1 Claim, 10 Drawing Sheets



(56)

References Cited

U.S. PATENT DOCUMENTS

2012/0318598 A1* 12/2012 Fujiyama B60K 5/12
180/219
2017/0183059 A1* 6/2017 Yamamoto B62J 17/00

* cited by examiner

FIG. 1




FIG. 2




FIG. 3




FIG. 4

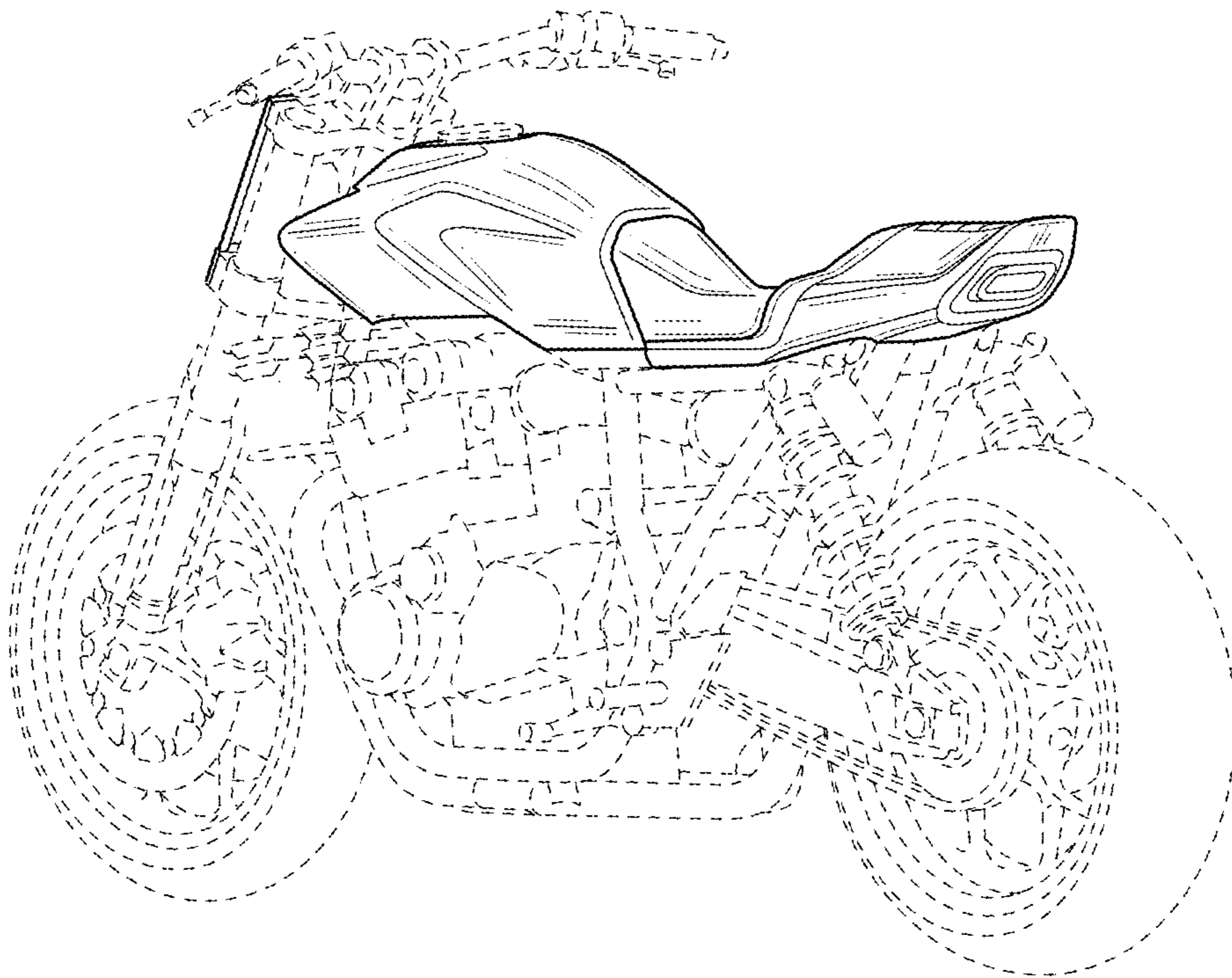


FIG. 5

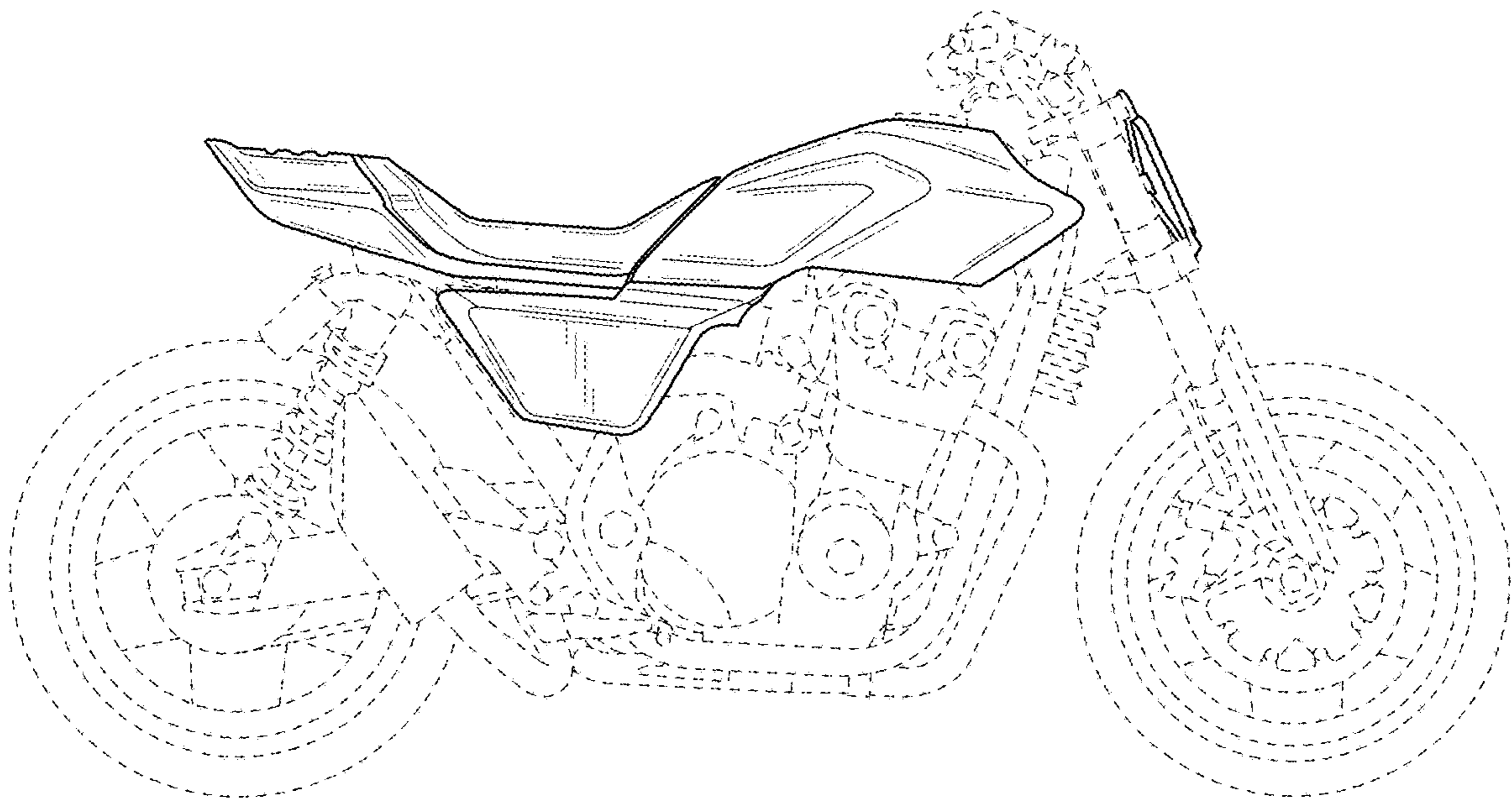


FIG. 6

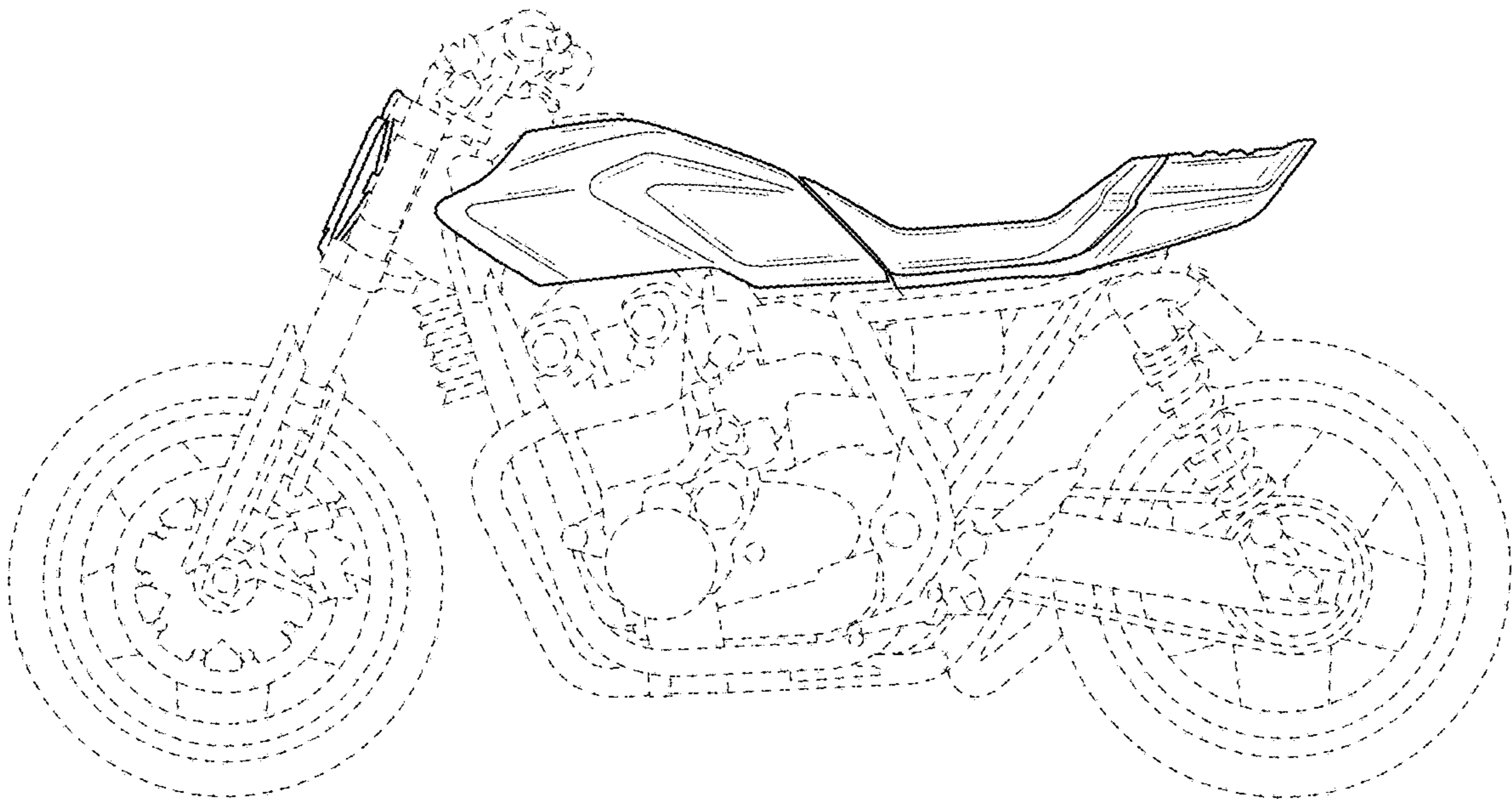


FIG. 7

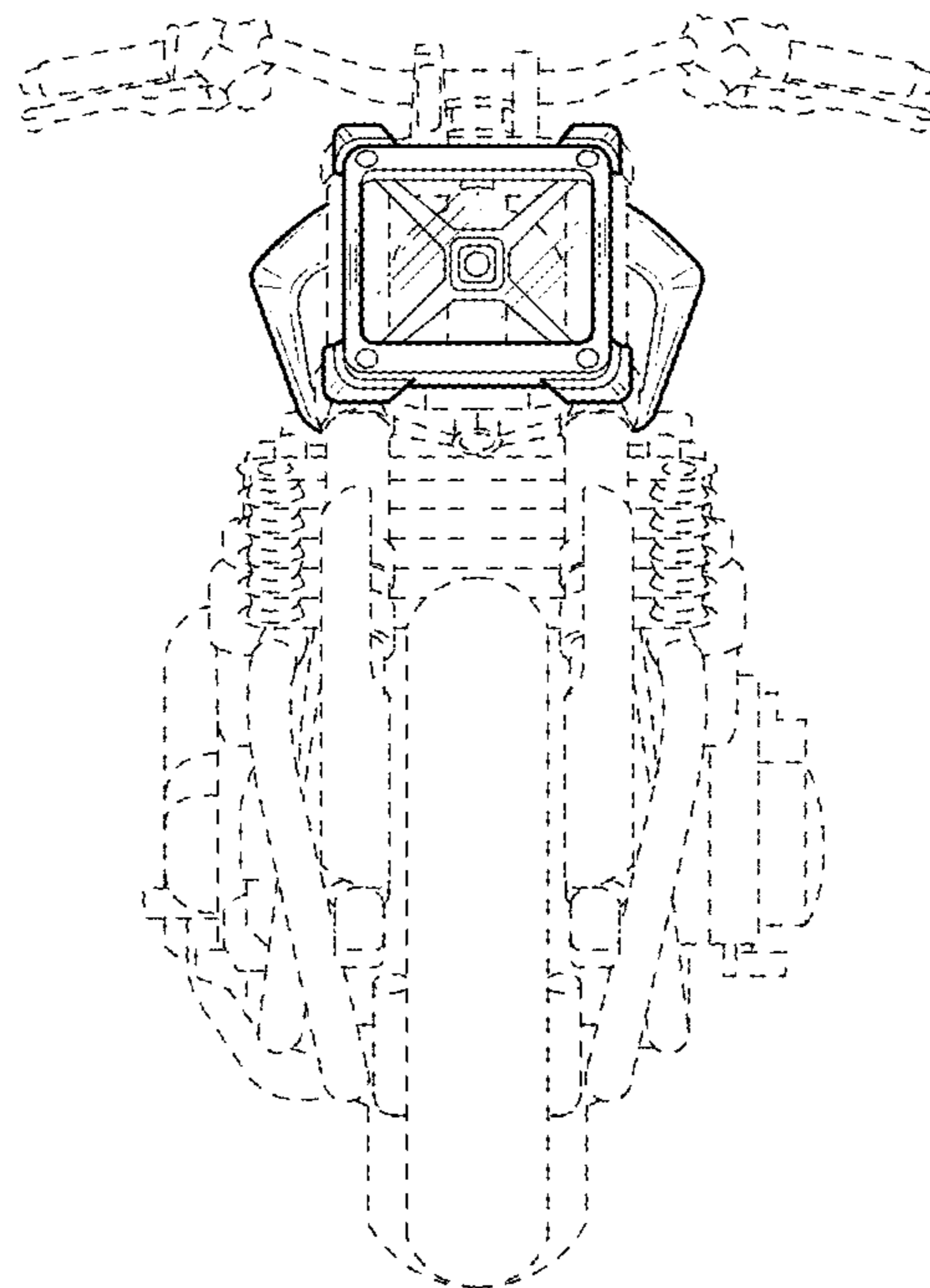


FIG. 8

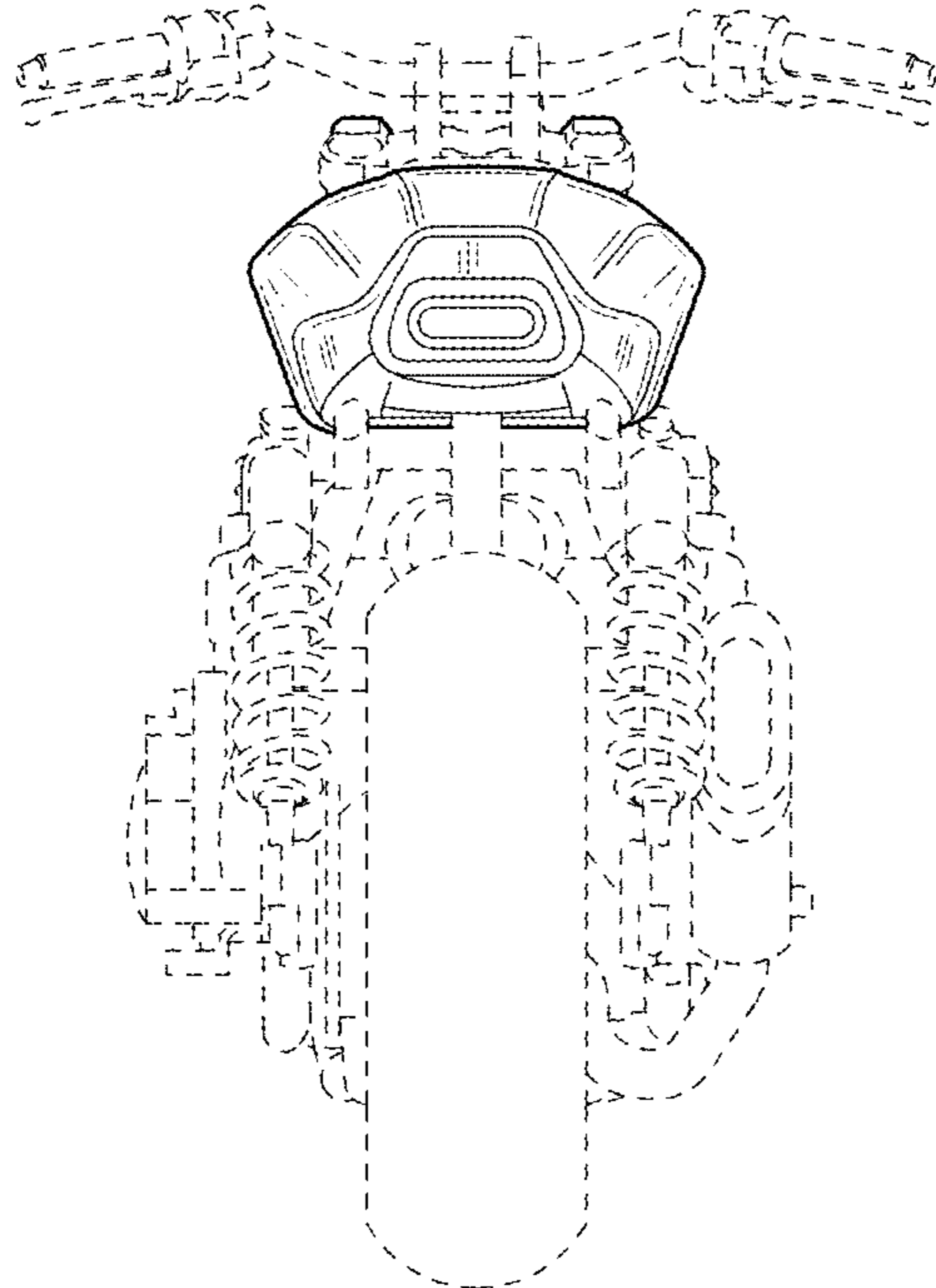


FIG. 9

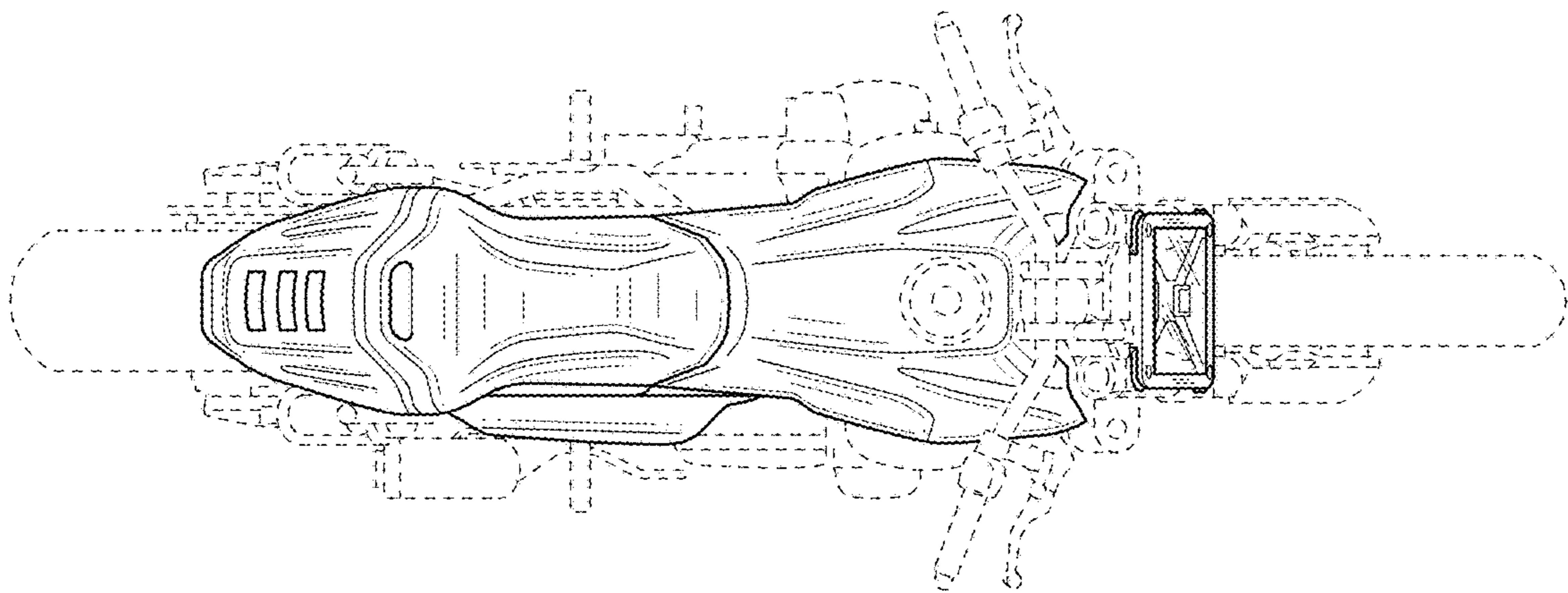


FIG. 10

