



US00D820161S

(12) **United States Design Patent** (10) **Patent No.:** **US D820,161 S**
Dunford et al. (45) **Date of Patent:** **** Jun. 12, 2018**

(54) **AUTOMOBILE EXTERIOR**

(56) **References Cited**

(71) Applicants: **Matthew W Dunford**, Pontiac, MI
 (US); **John G Opfer**, Rochester, MI
 (US); **Mark D Hall**, Rochester Hills,
 MI (US)

U.S. PATENT DOCUMENTS

D563,277 S *	3/2008	Thomas	D12/91
D615,905 S *	5/2010	Arnell	D12/91
D684,502 S *	6/2013	Kim	D12/91
D690,230 S *	9/2013	Moushegian	D12/91
D790,400 S *	6/2017	Zavatski	D12/91
D799,375 S *	10/2017	Zavatski	D12/91

(72) Inventors: **Matthew W Dunford**, Pontiac, MI
 (US); **John G Opfer**, Rochester, MI
 (US); **Mark D Hall**, Rochester Hills,
 MI (US)

* cited by examiner

Primary Examiner — Melody N Brown

(73) Assignee: **FCA US LLC**, Auburn Hills, MI (US)

(74) *Attorney, Agent, or Firm* — Ralph E. Smith

(**) Term: **15 Years**

(57) **CLAIM**

The ornamental design for an automobile exterior, as shown and described.

(21) Appl. No.: **29/594,860**

DESCRIPTION

(22) Filed: **Feb. 23, 2017**

FIG. 1 is a front perspective view of an automobile exterior showing our new design;

(51) **LOC (11) Cl.** **12-08**

FIG. 2 is a rear perspective view thereof;

(52) **U.S. Cl.**
USPC **D12/91**

FIG. 3 is a front view thereof;

(58) **Field of Classification Search**
USPC D12/86, 90–92, 88; D21/421, 433, 434;
296/181.1, 181.5

FIG. 4 is a rear view thereof;

CPC B62D 35/00; B62D 25/00; B62D 25/06;
B62D 33/00


FIG. 5 is a side view thereof; and,

See application file for complete search history.

FIG. 6 is a top plan view.

It will be understood that the broken lines shown in the drawings illustrate portions of the automobile exterior that form no part of claimed design.

1 Claim, 6 Drawing Sheets



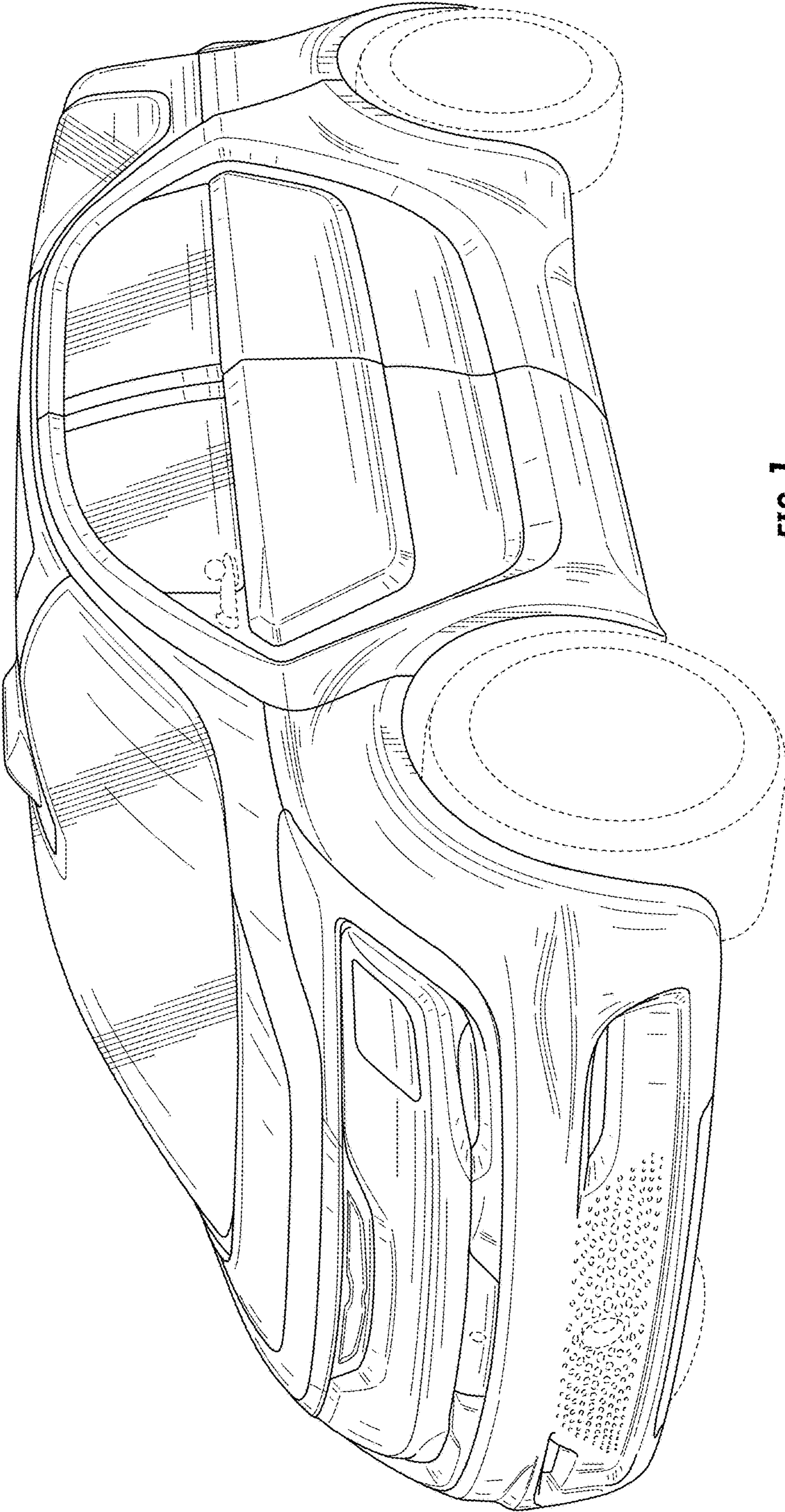


FIG. 1

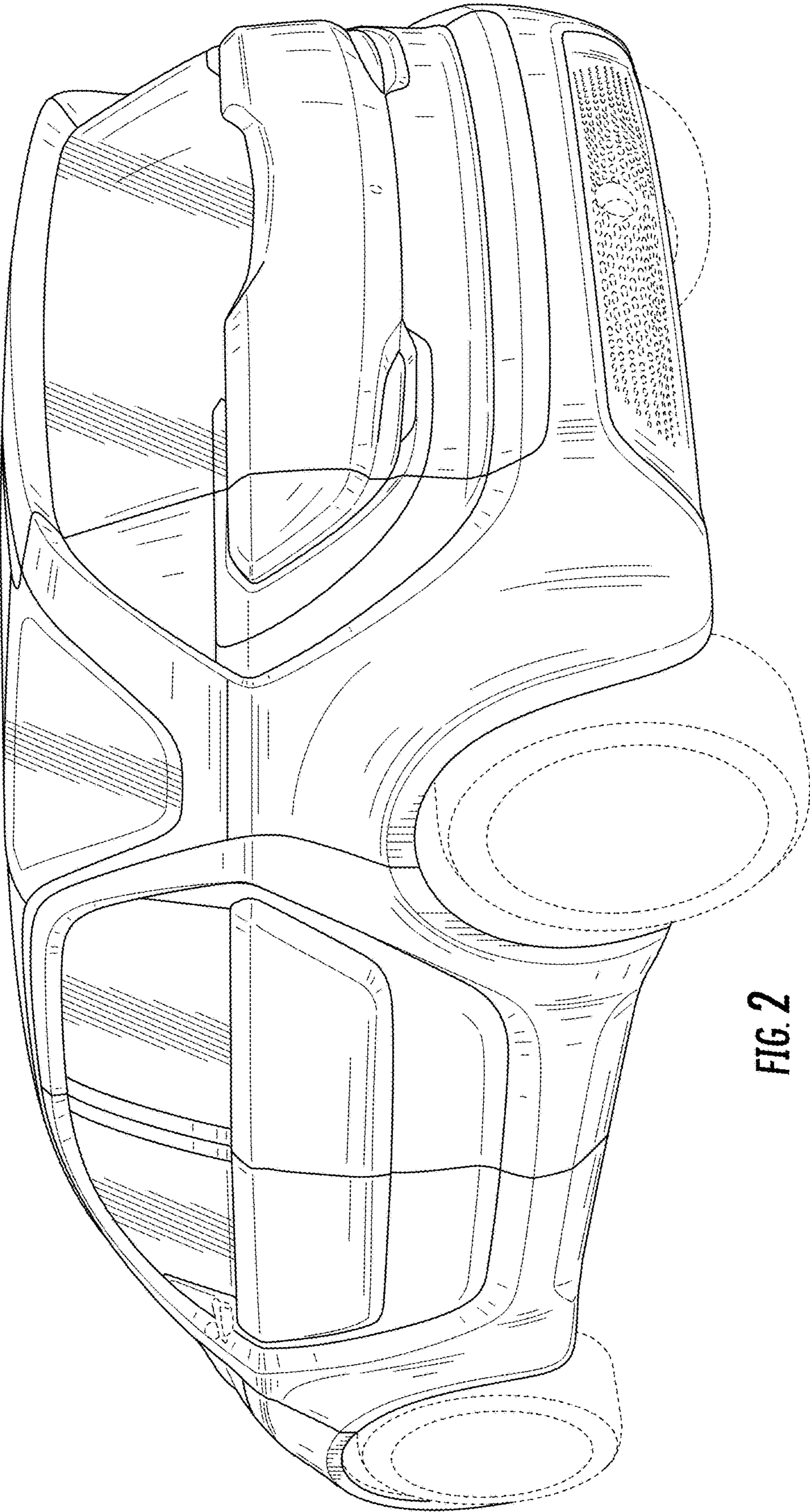


FIG. 2




FIG. 3




FIG. 4

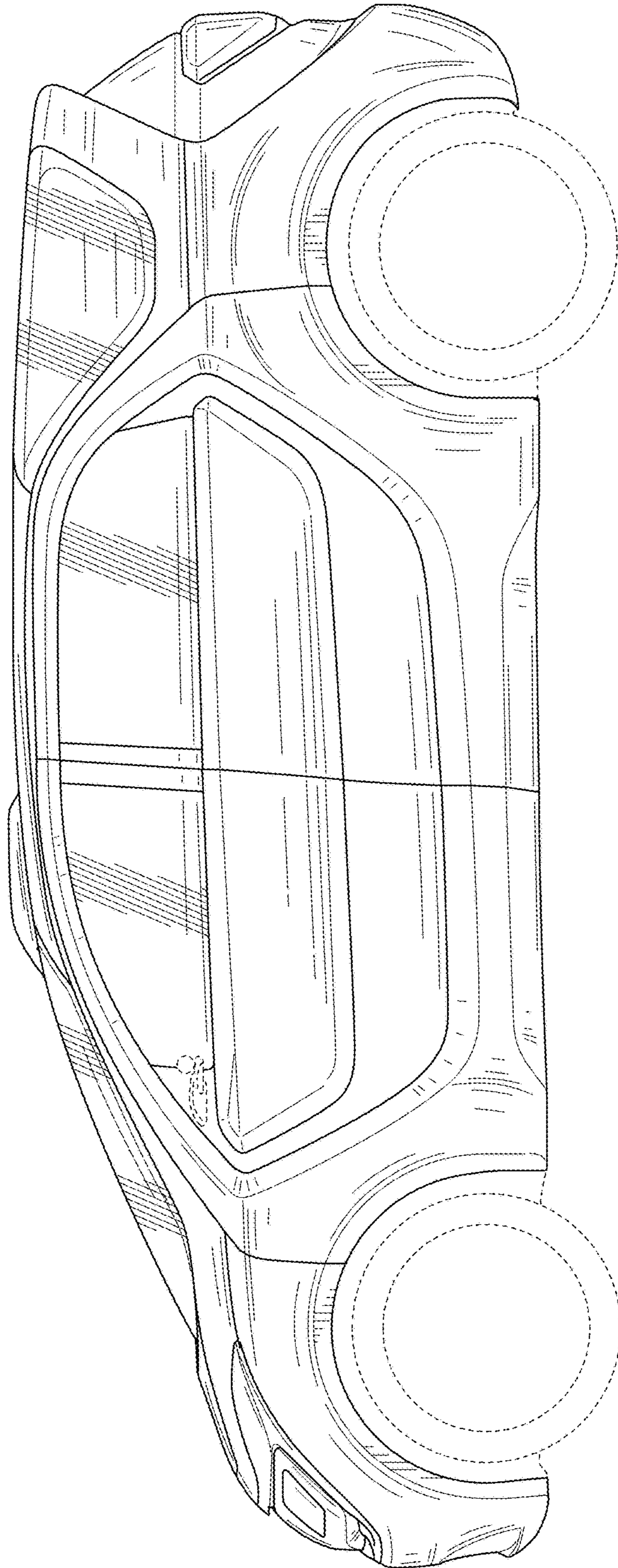


FIG. 5

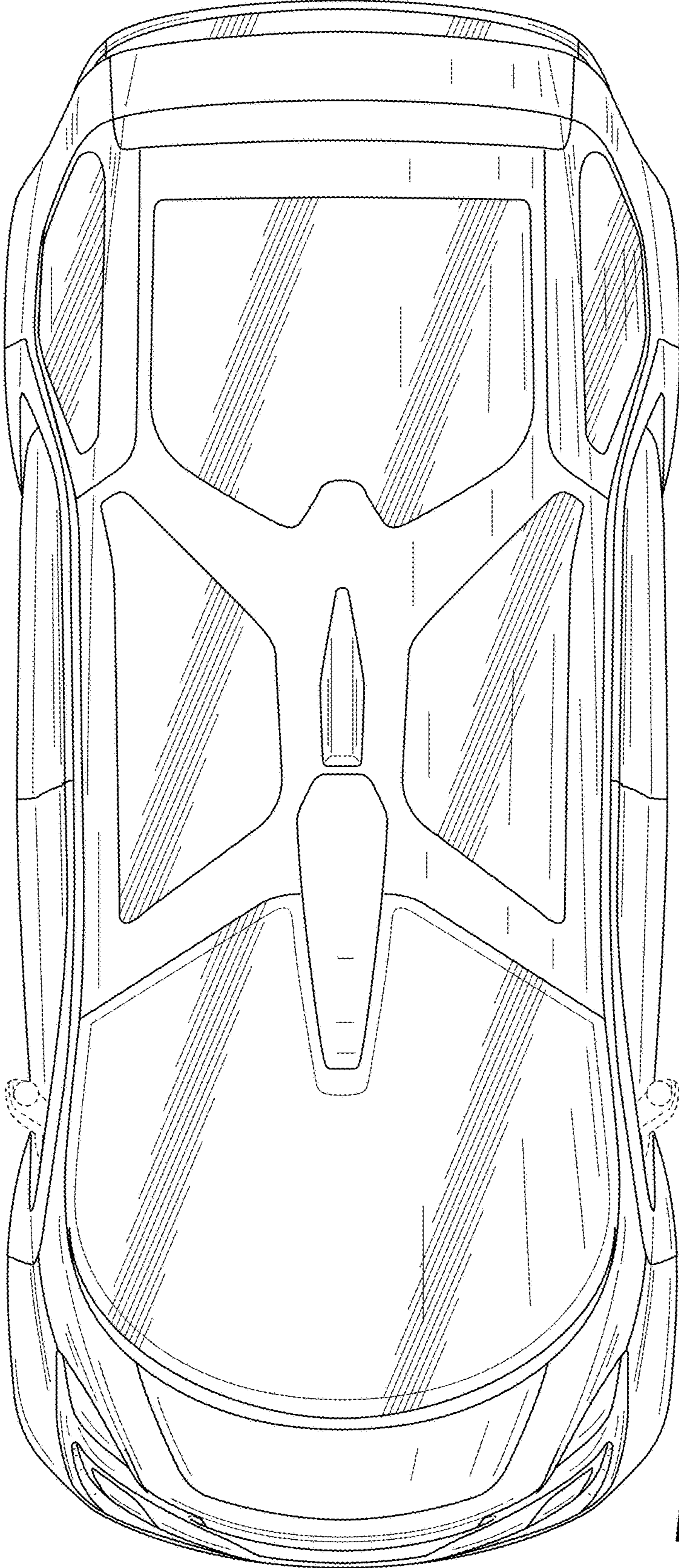


FIG. 6