



US00D820156S

(12) **United States Design Patent**  
**Ohgaku**

(10) **Patent No.:** **US D820,156 S**

(45) **Date of Patent:** **\*\* Jun. 12, 2018**

(54) **ZIPPER PULL**

(71) Applicant: **YKK CORPORATION**, Tokyo (JP)

(72) Inventor: **Miyuki Ohgaku**, Shanghai (CN)

(73) Assignee: **YKK CORPORATION**, Kanda  
Izumi-Cho, Chiyoda-Ku, Tokyo (JP)

(\*\*) Term: **15 Years**

(21) Appl. No.: **29/595,421**

(22) Filed: **Feb. 28, 2017**

(30) **Foreign Application Priority Data**

Aug. 31, 2016 (CN) ..... 2016 3 0452021

(51) **LOC (11) Cl.** ..... **02-07**

(52) **U.S. Cl.**  
USPC ..... **D11/221**

(58) **Field of Classification Search**  
USPC ..... D11/200, 201, 221; 24/381–383,  
24/385–387, 414–431, 4, 412; D2/641;  
294/3.6

CPC ..... A44B 19/00; A44B 19/02; A44B 19/04;  
A44B 19/10; A44B 19/24; A44B 19/26;  
A44B 19/30; A44B 19/06

See application file for complete search history.

(56) **References Cited**

**U.S. PATENT DOCUMENTS**

D116,937 S \* 10/1939 Poux ..... D11/221  
D227,947 S \* 7/1973 Swenn ..... D11/221

D261,947 S \* 11/1981 Moore ..... D11/221  
5,181,298 A \* 1/1993 Horita ..... A44B 19/262  
24/429  
D371,524 S \* 7/1996 Ikehara ..... D11/221  
D631,394 S \* 1/2011 Luong ..... D11/221  
D661,621 S \* 6/2012 Yang ..... D11/221  
D780,060 S \* 2/2017 Cantor ..... D11/221

\* cited by examiner

*Primary Examiner* — Ralf Seifert

(74) *Attorney, Agent, or Firm* — Global IP Services;  
Tianhua Gu

(57) **CLAIM**

The ornamental design for a zipper pull, as shown and described.

**DESCRIPTION**

FIG. 1 is a front elevation view of a zipper pull showing my new design;  
FIG. 2 is a rear elevation view thereof;  
FIG. 3 is a left side elevation view thereof;  
FIG. 4 is a right side elevation view thereof;  
FIG. 5 is a top plan view thereof;  
FIG. 6 is a bottom plan view thereof;  
FIG. 7 is a right perspective view thereof; and,  
FIG. 8 is a using status perspective view for reference.  
The broken lines are included for the purpose of illustrating portions of the zipper pull that form no part of the claimed design.

**1 Claim, 5 Drawing Sheets**






FIG. 1




FIG. 2

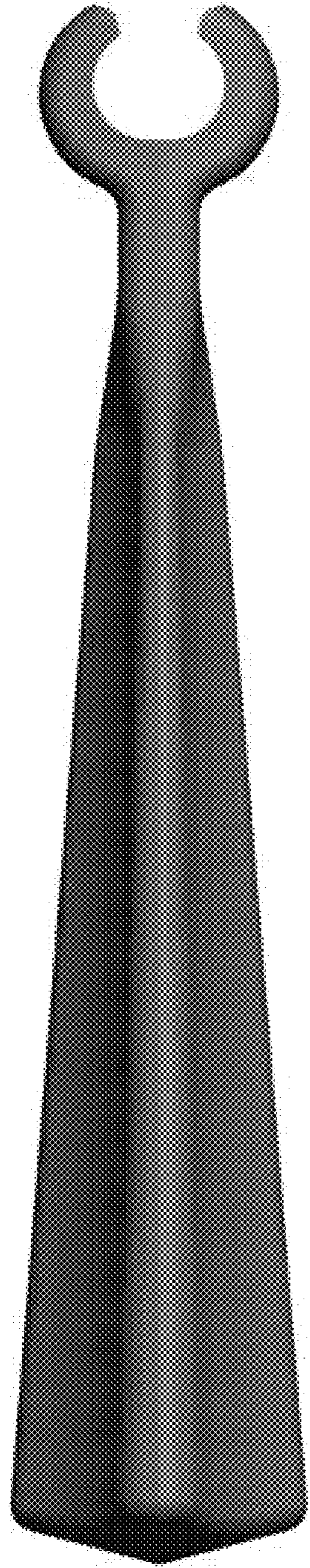


FIG. 3




FIG. 4




FIG. 5




FIG. 6



FIG. 7

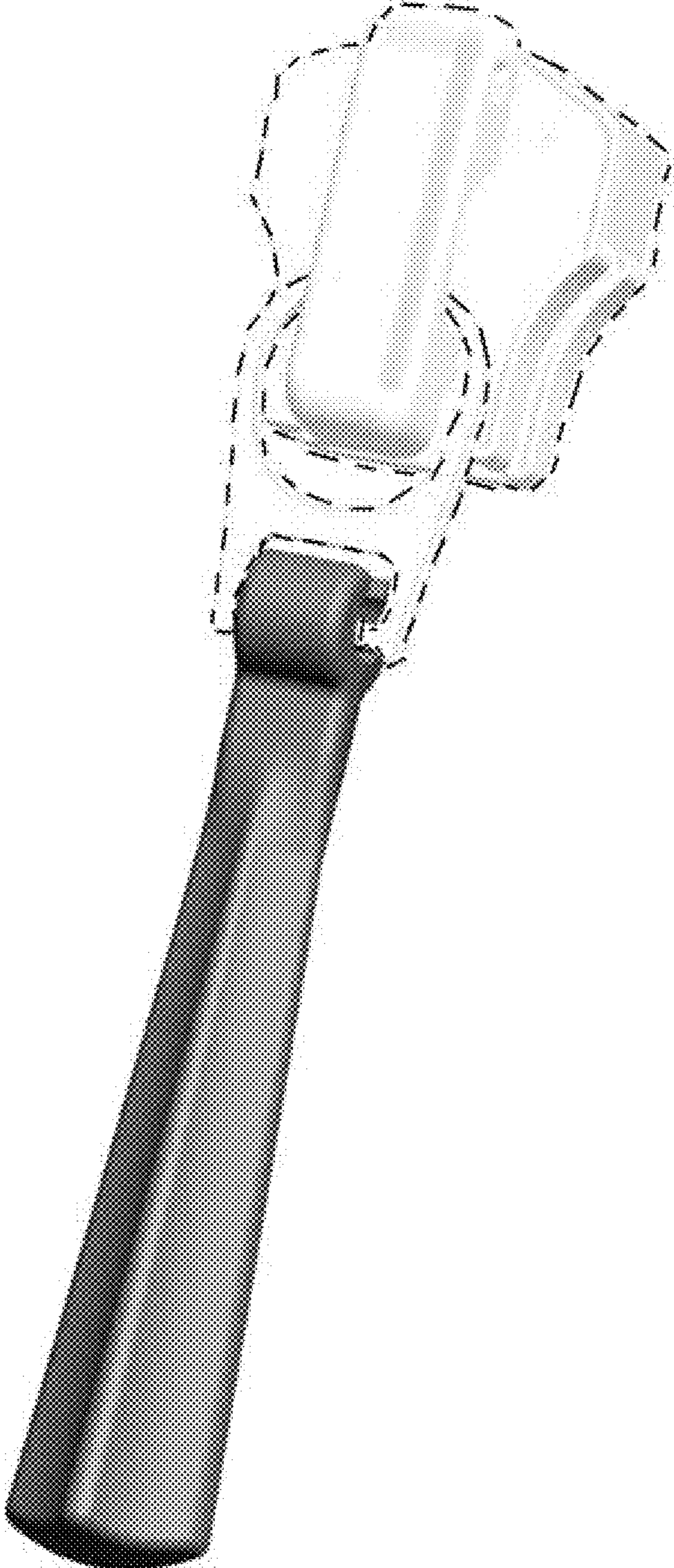


FIG. 8