



US00D820154S

(12) **United States Design Patent**
Zhang

(10) **Patent No.:** **US D820,154 S**
(45) **Date of Patent:** **** Jun. 12, 2018**

(54) **ZIPPER PULL**

(71) Applicant: **YKK CORPORATION**, Tokyo (JP)

(72) Inventor: **Jing Zhang**, Dalian (CN)

(73) Assignee: **YKK CORPORATION**, Chiyoda-Ku,
Tokyo (JP)

(**) Term: **15 Years**

(21) Appl. No.: **29/595,411**

(22) Filed: **Feb. 28, 2017**

(30) **Foreign Application Priority Data**

Aug. 31, 2016 (CN) 2016 3 0452061

(51) **LOC (11) Cl.** **02-07**

(52) **U.S. Cl.**
USPC **D11/221**

(58) **Field of Classification Search**
USPC D11/200, 201, 221; 24/381–383,
24/385–387, 414–431, 4, 412; D2/641;
294/3.6

CPC A44B 19/00; A44B 19/02; A44B 19/04;
A44B 19/10; A44B 19/24; A44B 19/26;
A44B 19/30; A44B 19/06

See application file for complete search history.

(56) **References Cited**

U.S. PATENT DOCUMENTS

D322,588 S * 12/1991 Yoneshima D11/200
D478,839 S * 8/2003 Yoneoka D11/221
D482,987 S * 12/2003 Ritter D11/221
D557,633 S * 12/2007 Ohgaku D11/221
D557,635 S * 12/2007 Ohgaku D11/221

D558,639 S * 1/2008 Lobel D11/221
D559,148 S * 1/2008 Yamagishi D11/221
D559,150 S * 1/2008 Ohgaku D11/221
D559,151 S * 1/2008 Ohgaku D11/221
D572,171 S * 7/2008 Lobel D11/221
D575,191 S * 8/2008 Kojima D11/221
D579,378 S * 10/2008 Lobel D11/221
D606,898 S * 12/2009 Lobel D11/221
D607,777 S * 1/2010 Lobel D11/221
D608,689 S * 1/2010 Cerullo D11/221
D609,134 S * 2/2010 Lobel D11/221
D651,131 S * 12/2011 Pontaoe D11/221

* cited by examiner

Primary Examiner — Ralf Seifert

(74) *Attorney, Agent, or Firm* — Global IP Services;
Tianhua Gu


(57) **CLAIM**

The ornamental design for a zipper pull, as shown and described.

DESCRIPTION

FIG. 1 is a front elevation view of a zipper pull showing my new design;
FIG. 2 is a rear elevation view thereof;
FIG. 3 is a left side elevation view thereof;
FIG. 4 is a right side elevation view thereof;
FIG. 5 is a top plan view thereof;
FIG. 6 is a bottom plan view thereof;
FIG. 7 is a top perspective view thereof;
FIG. 8 is a bottom perspective view thereof; and,
FIG. 9 is a using status perspective view for reference.
The broken lines are included for the purpose of illustrating portions of the zipper pull that form no part of the claimed design.

1 Claim, 6 Drawing Sheets






FIG. 1




FIG. 2




FIG. 3




FIG. 4




FIG. 5




FIG. 6



FIG. 7



FIG. 8



FIG. 9