



US00D820151S

(12) **United States Design Patent**
Itzhak-Sigron et al.

(10) **Patent No.:** **US D820,151 S**
(45) **Date of Patent:** **** Jun. 12, 2018**

- (54) **PLANTER**
- (71) Applicant: **KETER PLASTIC LTD.**, Herzelyia (IL)
- (72) Inventors: **Reut Itzhak-Sigron**, Ein Sarid (IL); **Zvi Zak**, Herzliya (IL)
- (73) Assignee: **KETER PLASTIC LTD.**, Herzelyia (IL)
- (**) Term: **15 Years**
- (21) Appl. No.: **29/594,347**
- (22) Filed: **Feb. 17, 2017**
- (30) **Foreign Application Priority Data**
Aug. 18, 2016 (IL) 59013
- (51) **LOC (11) Cl.** **11-02**
- (52) **U.S. Cl.**
USPC **D11/155**
- (58) **Field of Classification Search**
USPC D11/144, 146, 145, 148, 149, 151, 152, D11/153, 154, 155, 156, 164; D6/405, D6/558; D8/1; D3/303
CPC A01G 31/02; A01G 9/12; Y02P 60/216
See application file for complete search history.

- (56) **References Cited**
U.S. PATENT DOCUMENTS
879,753 A * 2/1908 Eckert B65D 21/086 220/8
D230,760 S * 3/1974 Wilkinson D11/148

- 3,949,524 A * 4/1976 Mickelson A01G 9/02 206/423
- D480,326 S * 10/2003 Carlson D11/155
- D552,319 S * 10/2007 Gusdorf D11/143
- D631,783 S * 2/2011 White D11/155
- D720,252 S * 12/2014 Burt D11/144
- D739,782 S * 9/2015 Pettigrew D11/152
- D750,997 S * 3/2016 Pettigrew D11/155

* cited by examiner

Primary Examiner — Karen S Acker
Assistant Examiner — Steven B Reinholdt, Jr.
(74) *Attorney, Agent, or Firm* — Vorys, Sater, Seymour & Pease LLP



(57) **CLAIM**

The ornamental design for a planter, as shown and described.

DESCRIPTION

FIG. 1 is a perspective view of a first embodiment of a planter showing my new design;
FIG. 2 is a side view thereof, other three sides are identical;
FIG. 3 is a top view thereof;
FIG. 4 is a bottom view thereof;
FIG. 5 is a perspective view of a second embodiment of a planter;
FIG. 6 is a side view thereof, other three sides are identical;
FIG. 7 is a top view thereof;
FIG. 8 is a bottom view thereof;
FIG. 9 is a perspective view of a third embodiment of a planter;
FIG. 10 is a side view thereof; other three sides are identical;
FIG. 11 is a top view thereof; and,
FIG. 12 is a bottom view thereof.

1 Claim, 12 Drawing Sheets






FIG. 1

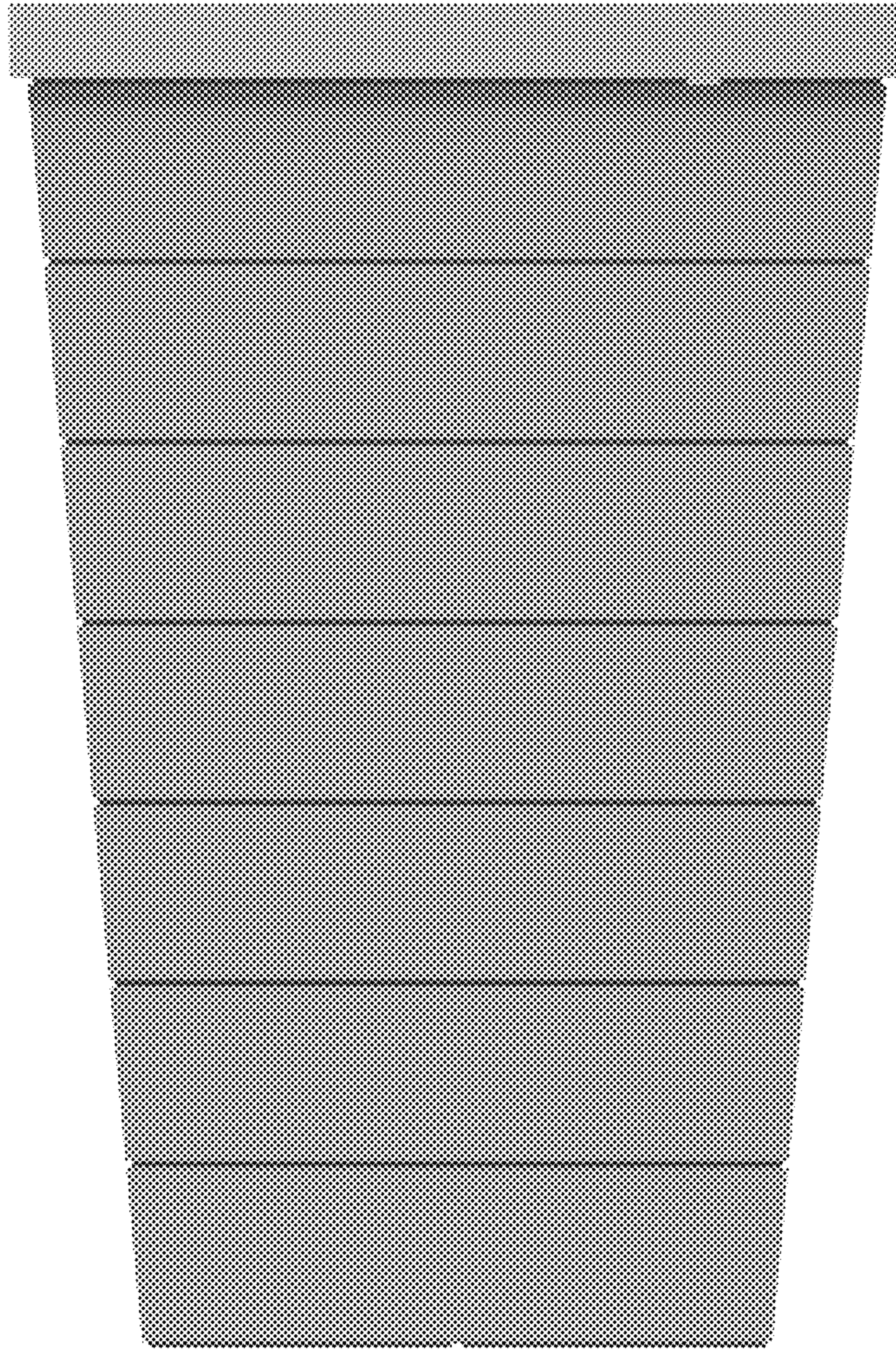


FIG. 2




FIG. 3




FIG. 4




FIG. 5




FIG. 6




FIG. 7




FIG. 8




FIG. 9




FIG. 10




FIG. 11




FIG. 12