



US00D820145S

(12) **United States Design Patent**
Galli

(10) **Patent No.:** **US D820,145 S**
(45) **Date of Patent:** **** Jun. 12, 2018**

(54) **EARRING**
(71) Applicant: **HARRY WINSTON SA,**
Plan-les-Ouates (CH)
(72) Inventor: **Maurice Galli,** Plan-les-Ouates (CH)
(73) Assignee: **Harry Winston SA,** Plan-les-Ouates
(CH)
(**) Term: **15 Years**
(21) Appl. No.: **29/604,227**
(22) Filed: **May 16, 2017**

D151,707 S * 11/1948 Philippe D11/7
D167,712 S * 9/1952 Philippe D11/76
D169,097 S * 3/1953 Philippe D11/40
D175,614 S * 9/1955 Katz D11/69
5,363,675 A * 11/1994 Carter A44C 7/009
63/12
D622,173 S * 8/2010 Blad D11/40
D751,451 S * 3/2016 Kwon D11/42
D753,012 S * 4/2016 Yatsugi-Kang D11/40
D759,531 S * 6/2016 Yatsugi-Kang D11/8
D759,537 S * 6/2016 Yatsugi-Kang D11/66
D760,616 S * 7/2016 Riviere D11/34
D761,684 S * 7/2016 Yatsugi-Kang D11/7
D763,720 S * 8/2016 Yatsugi-Kang D11/40
D780,619 S * 3/2017 Riviere D11/43
D783,442 S * 4/2017 Yatsugi-Kang D11/40

(Continued)

(30) **Foreign Application Priority Data**

Nov. 16, 2016 (WO) DM/093 501
(51) **LOC (11) Cl.** **11-01**
(52) **U.S. Cl.**
USPC **D11/40**
(58) **Field of Classification Search**
USPC ... D11/1, 2, 7, 8, 40-48, 79, 80, 81, 86, 87,
D11/88, 91, 92
CPC A44C 7/00; A44C 7/002; A44C 7/003;
A44C 7/004; A44C 7/005; A44C 7/006;
A44C 7/007; A44C 7/008; A44C 7/009;
A44C 17/02; A44C 17/0208; A44C
17/0216; A44C 17/0255; A44C 17/0233;
A44C 17/0241; A44C 17/025; A44C
17/0258; A44C 17/0266; A44C 25/00;
A44C 25/001; A44C 25/007
See application file for complete search history.

(56) **References Cited**

U.S. PATENT DOCUMENTS

D135,780 S * 6/1943 Levy D11/40
D135,782 S * 6/1943 Levy D11/40

OTHER PUBLICATIONS

[online] <http://www.harrywinston.com/en/pirouette-harry-winston-diamond-earrings>. Retrieved Jan. 20, 2018.*

(Continued)

Primary Examiner — Melanie Pellegrini
(74) *Attorney, Agent, or Firm* — Blank Rome LLP

(57) **CLAIM**

The ornamental design for an earring, as shown.

DESCRIPTION

FIG. 1 is a front right perspective view of an earring showing his new design;
FIG. 2 is a front view thereof;
FIG. 3 is a rear view thereof;
FIG. 4 is a left side view thereof;
FIG. 5 is a right side view thereof;
FIG. 6 is a top view thereof;
FIG. 7 is a bottom view thereof; and,
FIG. 8 is a rear left perspective view thereof.

1 Claim, 8 Drawing Sheets



(56)

References Cited

U.S. PATENT DOCUMENTS

D794,499 S * 8/2017 Hardy D11/92

OTHER PUBLICATIONS

[online] https://www.1stdibs.com/jewelry/earrings/clip-on-earrings/vintage-tiffany-co-300-carat-diamond-cluster-earrings-c1970s/id-j_2457203/. Retrieved Jan. 20, 2018.*

[online] <https://www.cjcharles.com/products/pear-and-marquise-diamond-cluster-earrings>. Retrieved Jan. 20, 2018.*

* cited by examiner



FIG. 1

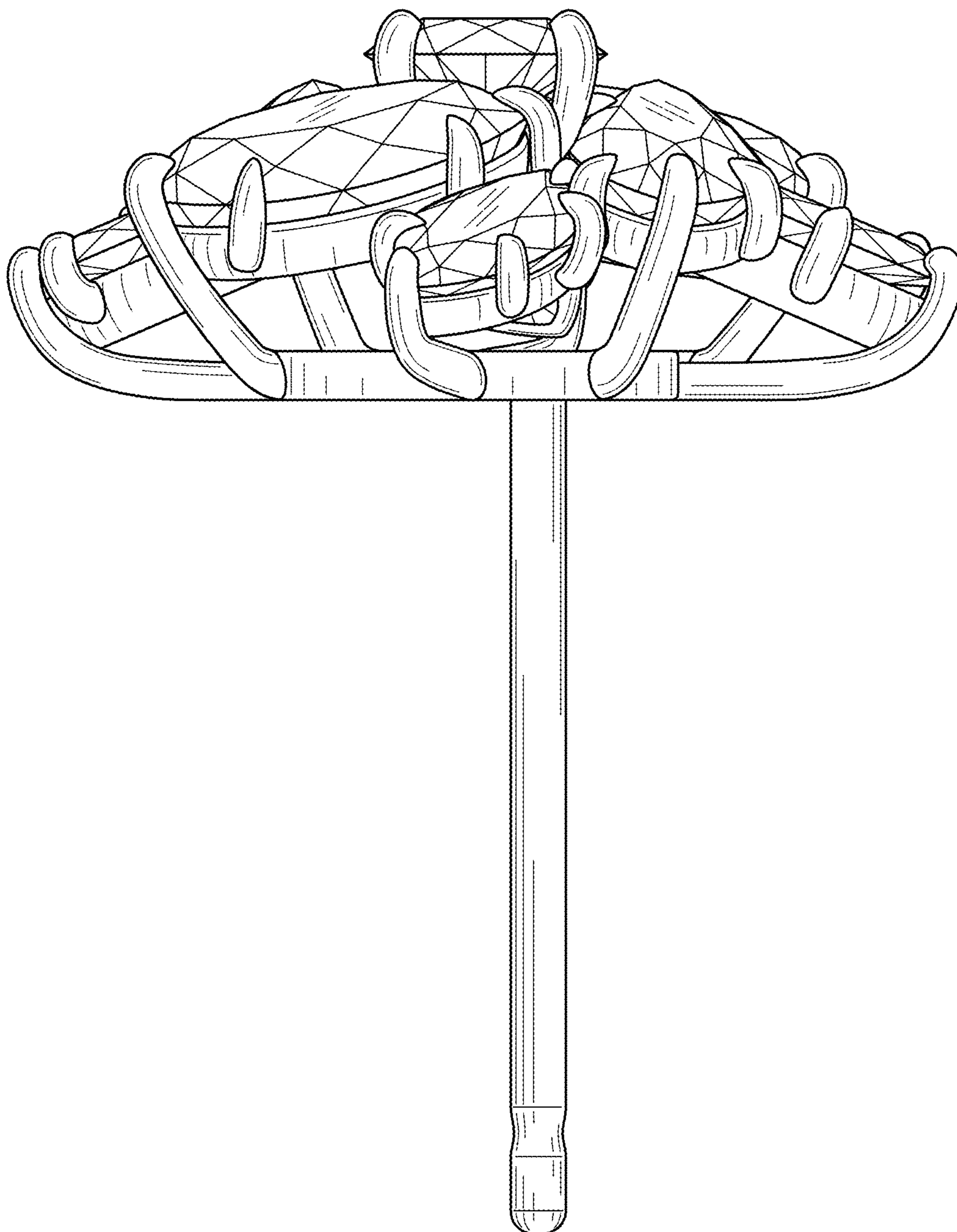


FIG. 2

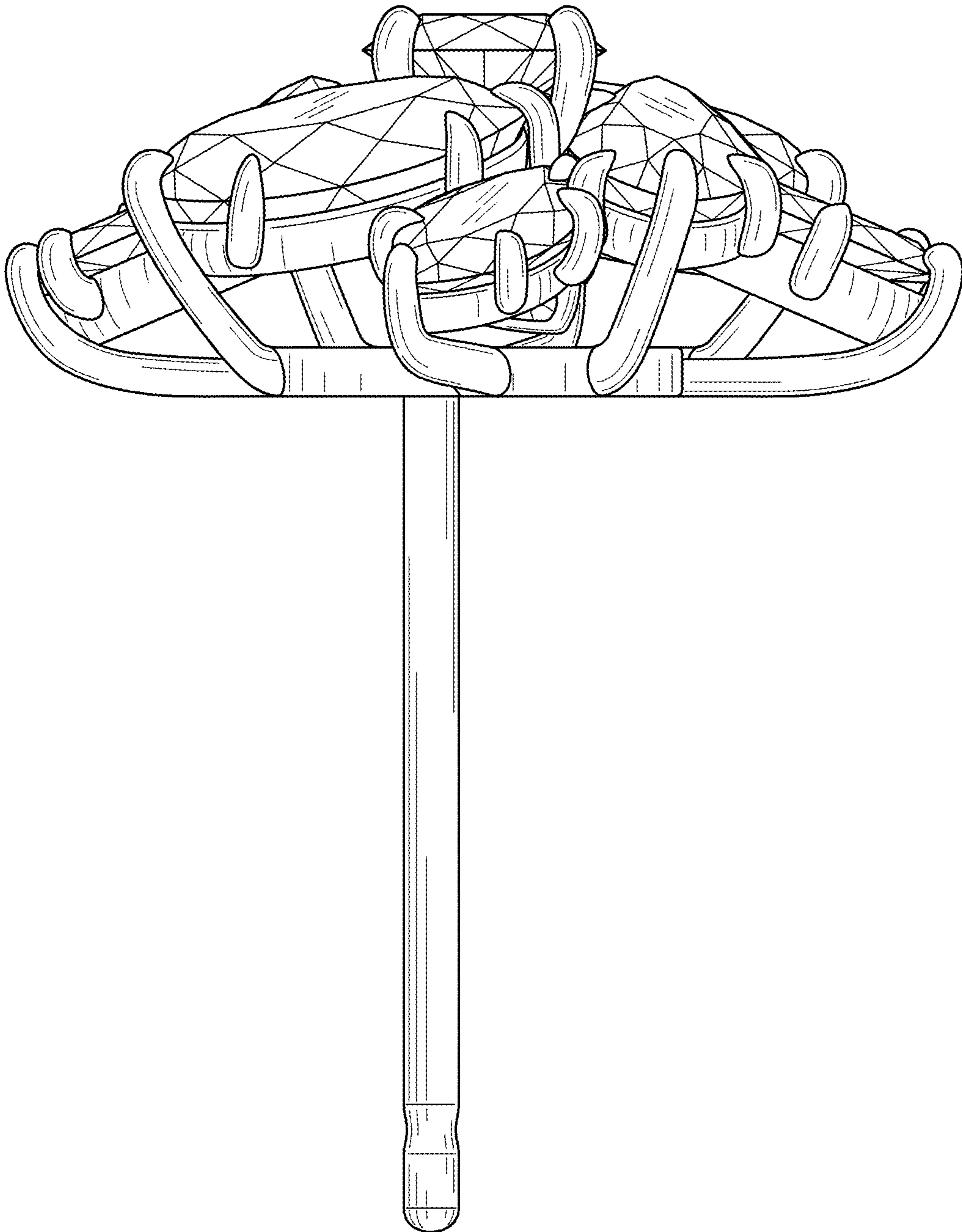


FIG. 3

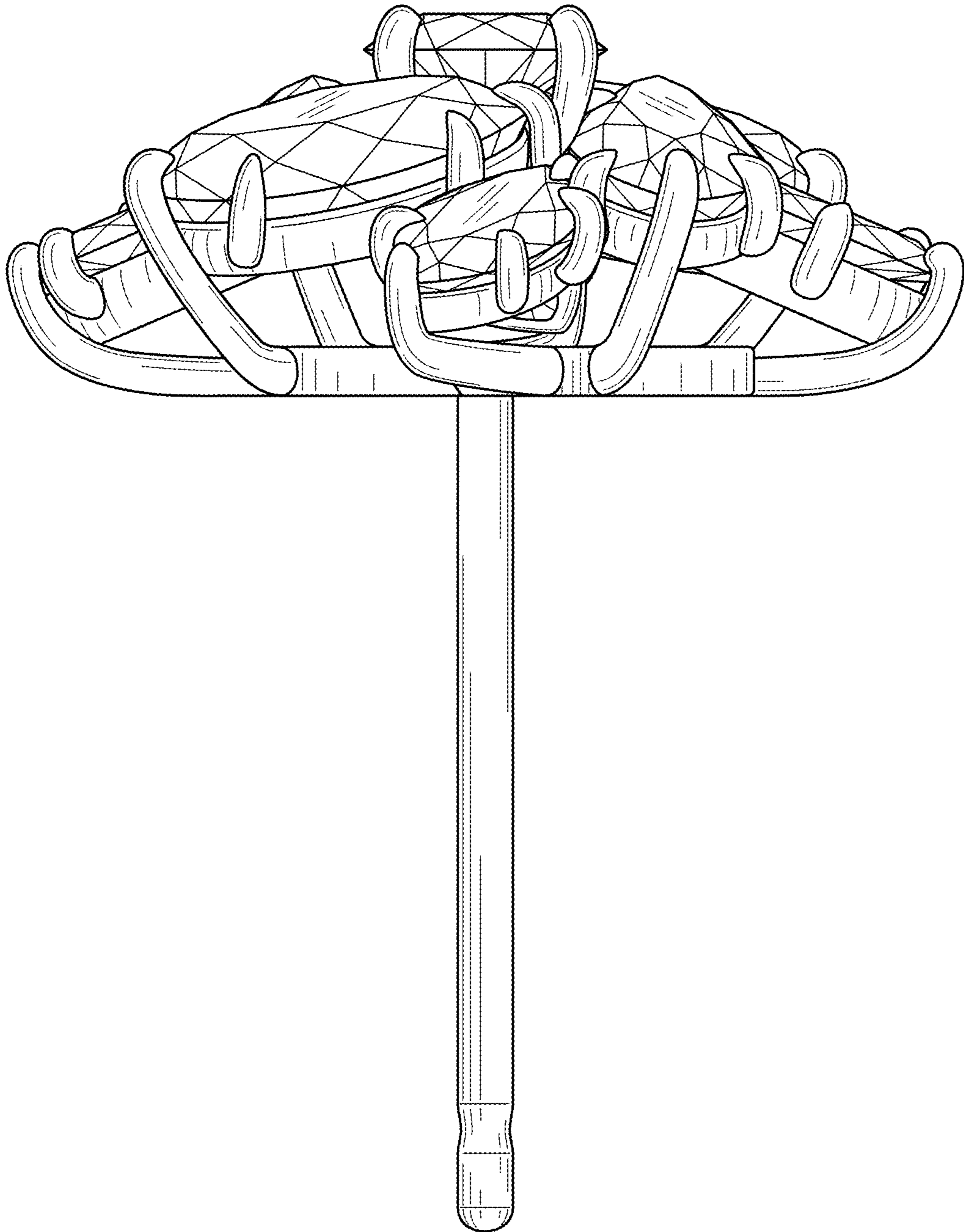


FIG. 4

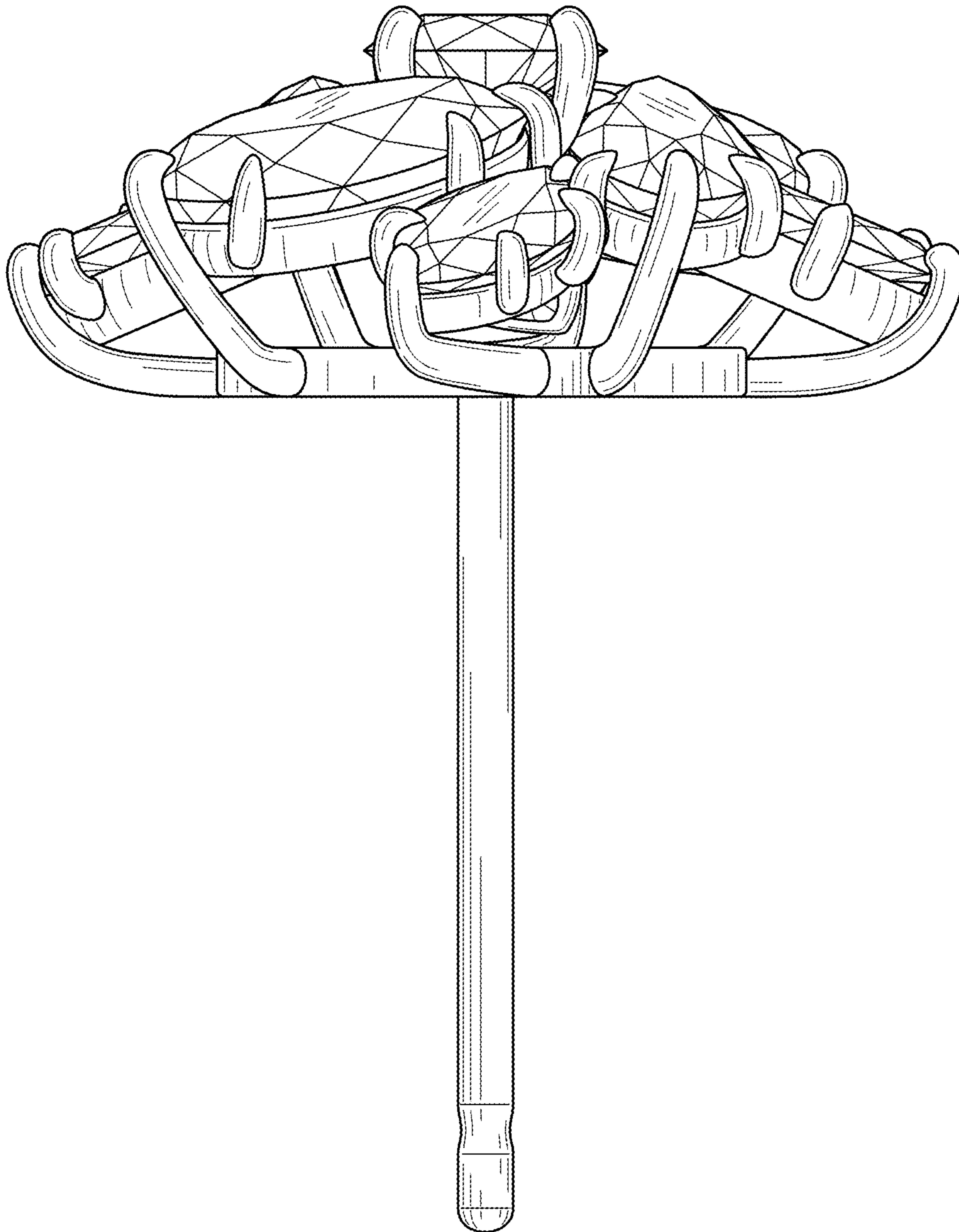


FIG. 5




FIG. 6




FIG. 7




FIG. 8