



US00D820131S

(12) **United States Design Patent** (10) **Patent No.:** **US D820,131 S**
Hirche et al. (45) **Date of Patent:** **** Jun. 12, 2018**

(54) **CLIMATE TOWER**

2035/103; G01N 2035/1048; B01J
2219/00364; B01J 2219/00693; B01J
2219/00698

(71) Applicant: **SARTORIUS LAB INSTRUMENTS
GMBH & CO. KG**, Göttingen (DE)

See application file for complete search history.

(72) Inventors: **Steffen Hirche**, Göttingen (DE); **Malte
Ständer**, Heiligenstadt (DE); **Dirk
Lamprecht**, Erlangen (DE); **Sebastian
Maier**, Langenzenn (DE)

(56) **References Cited**

U.S. PATENT DOCUMENTS

D354,013 S * 1/1995 Ninomiya B01L 3/502738
D10/81
D809,948 S * 2/2018 Hirche D10/87

* cited by examiner

(73) Assignee: **Sartorius Lab Instruments GmbH &
Co., KG**, Göttingen (DE)

Primary Examiner — Antoine Duval Davis

(**) Term: **15 Years**

(74) *Attorney, Agent, or Firm* — McCoy Russell LLP

(21) Appl. No.: **29/573,951**

(57) **CLAIM**

(22) Filed: **Aug. 10, 2016**

The ornamental design for a climate tower, as shown and described.

(30) **Foreign Application Priority Data**

DESCRIPTION

Feb. 11, 2016 (EM) 002981340-0001

(51) **LOC (11) Cl.** **10-04**

(52) **U.S. Cl.**
USPC **D10/87**

(58) **Field of Classification Search**
USPC D10/46, 81, 87
CPC B01L 3/021; B01L 3/0237; B01L 9/54;
B01L 2200/0621; B01L 2200/087; B01L
2200/14; B01L 2200/143; B25J 9/1697;
G01N 35/0099; G01N 35/00732; G01N
35/026; G01N 35/028; G01N 35/1011;
G01N 35/1016; G01N 2035/00752; G01N
2035/00782; G01N 2035/00792; G01N

FIG. 1 shows a left front perspective view of a climate tower in accordance with an embodiment of the present design.

FIG. 2 shows a top view of the climate tower of FIG. 1.

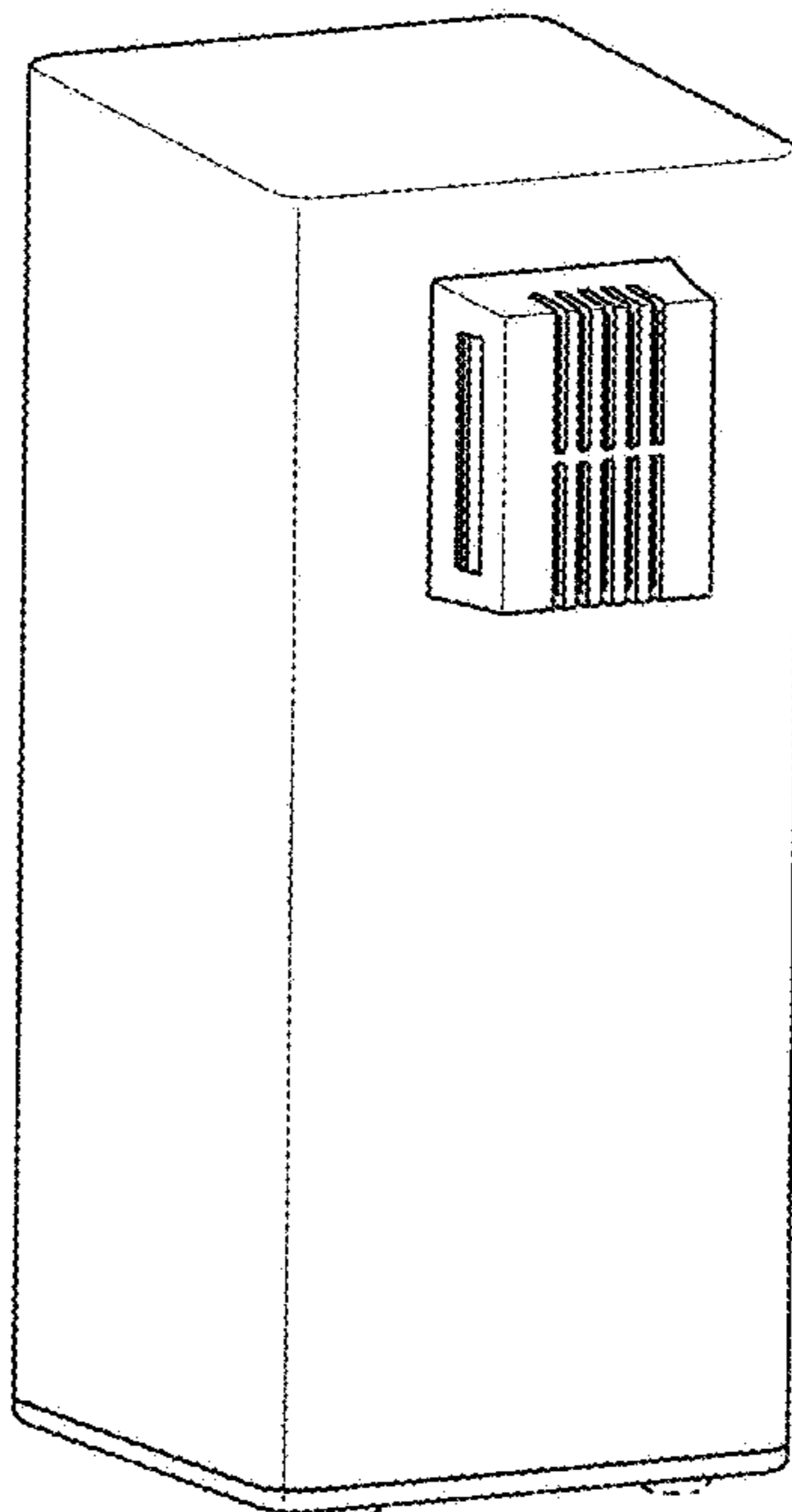
FIG. 3 shows a left side view of the climate tower of FIG. 1.

FIG. 4 shows a front view of the climate tower of FIG. 1; and,

FIG. 5 shows a right side view of the climate tower of FIG. 1.

The solid lines in FIGS. 1-5 illustrate a climate tower according to the present design. The broken lines in FIGS. 1 and 3-5 are for illustrative purposes only and form no part of the claimed design.

1 Claim, 5 Drawing Sheets



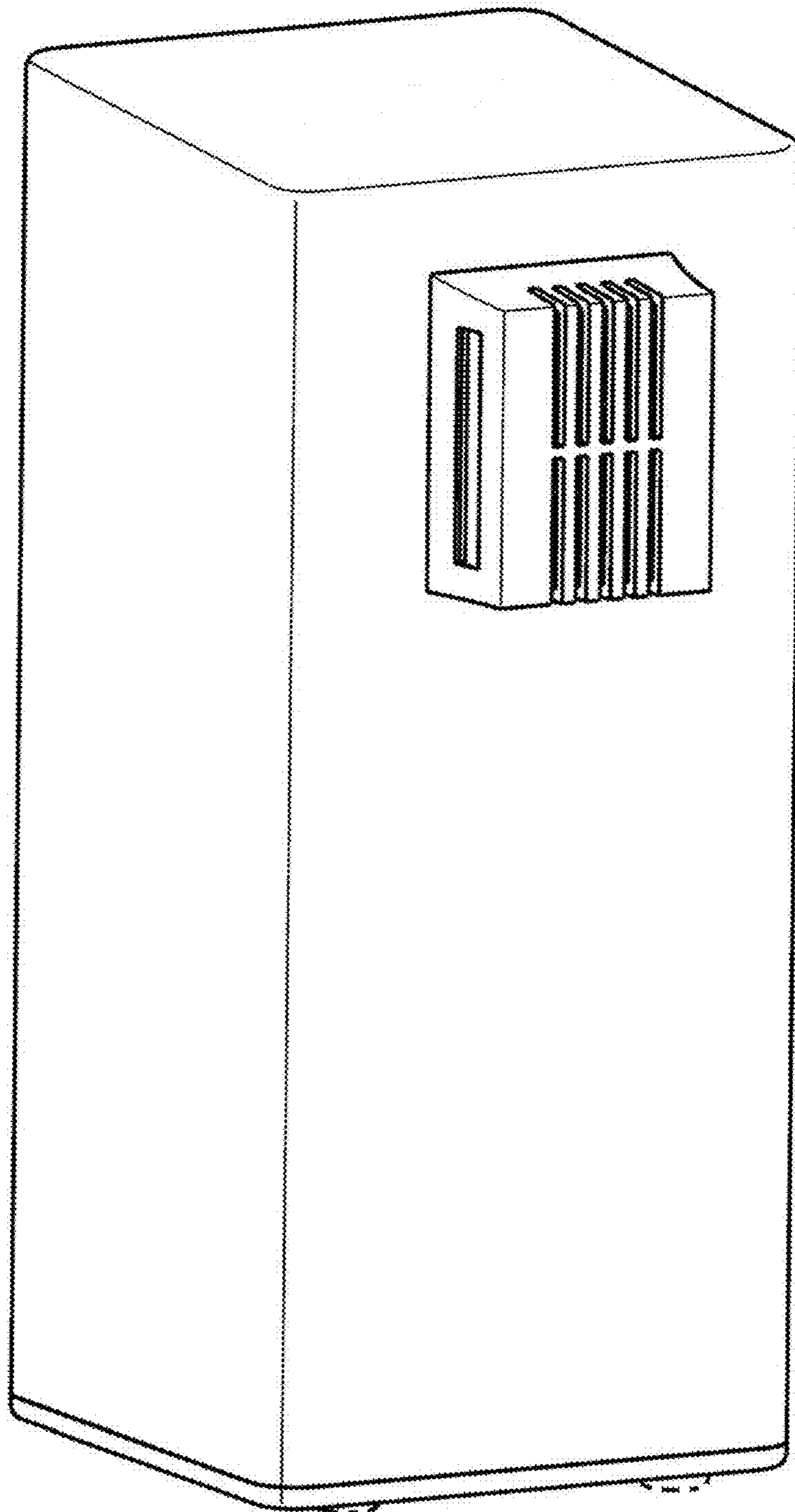


FIG. 1




FIG. 2

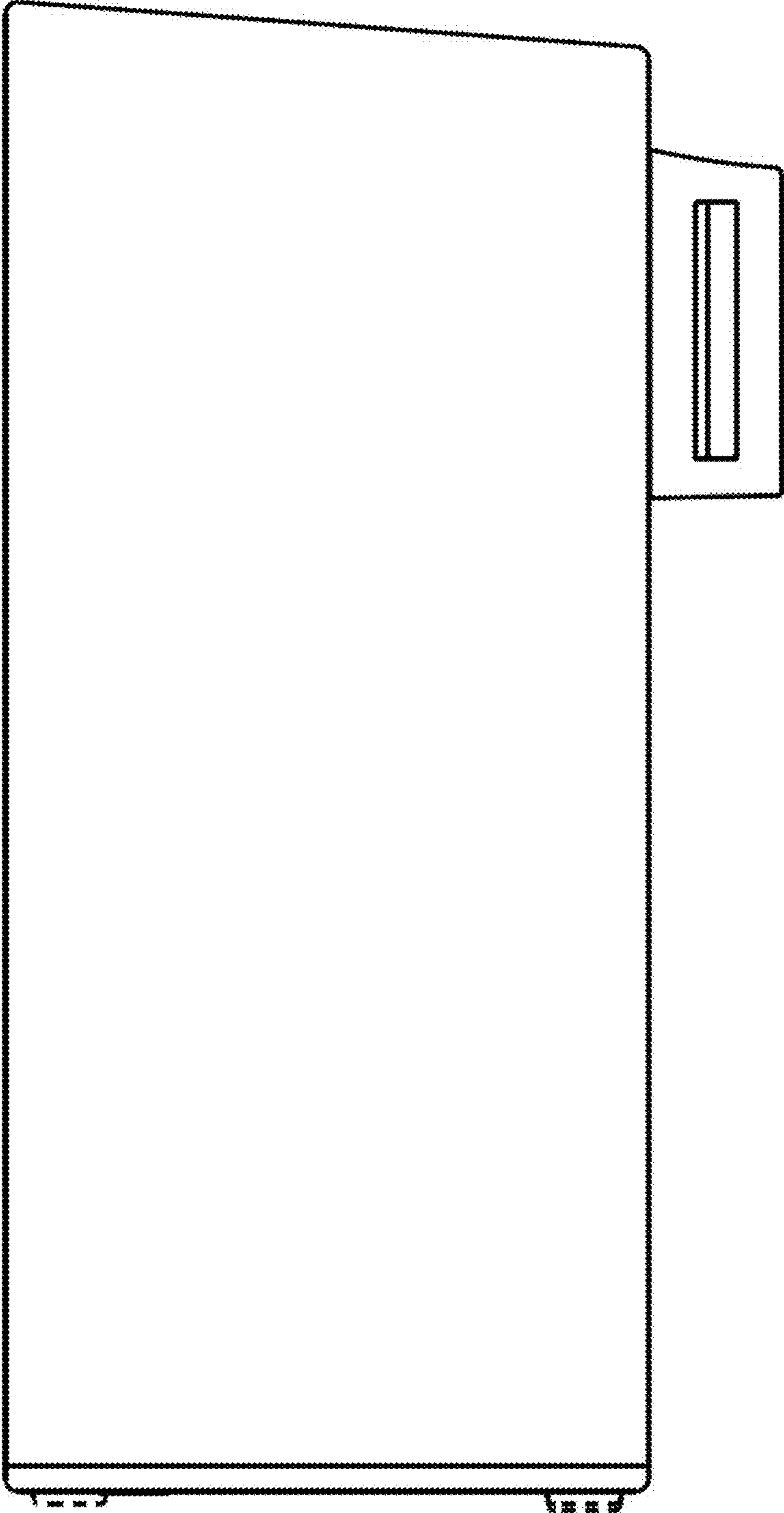


FIG. 3

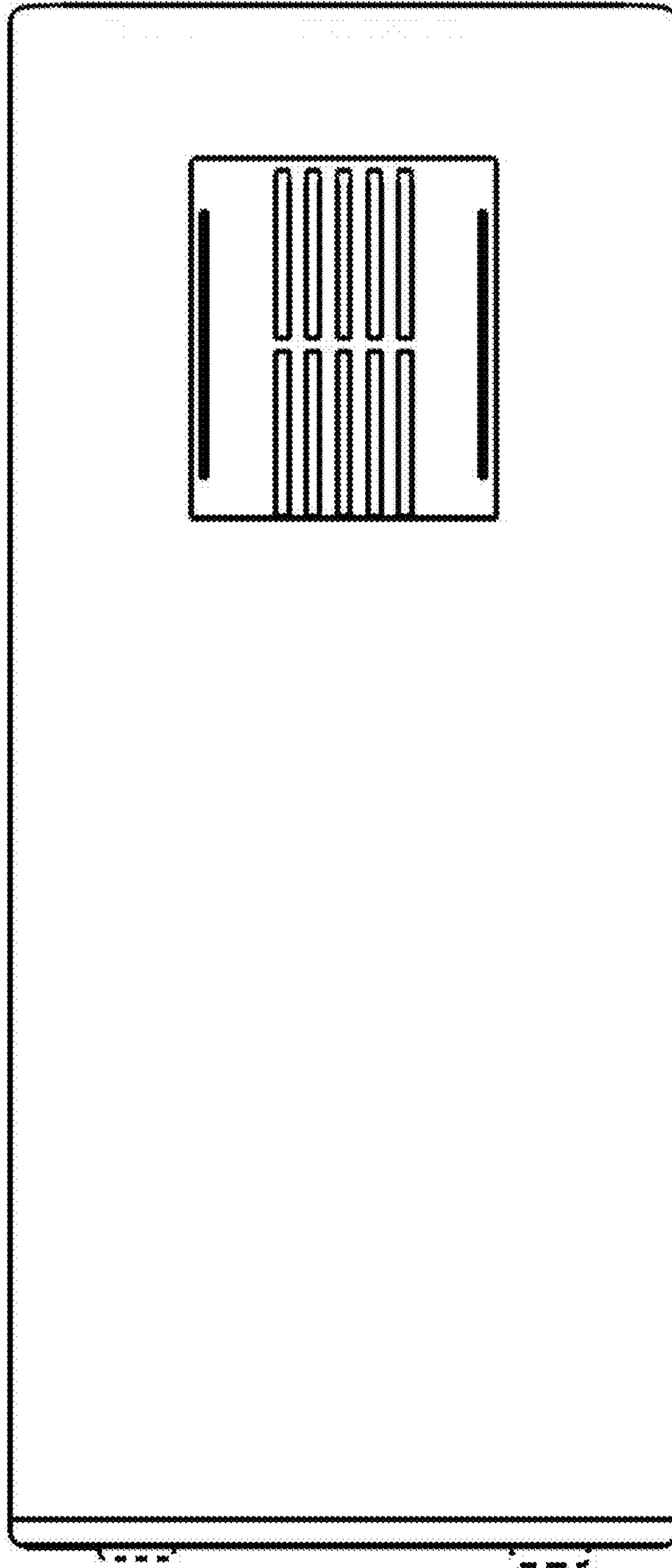


FIG. 4

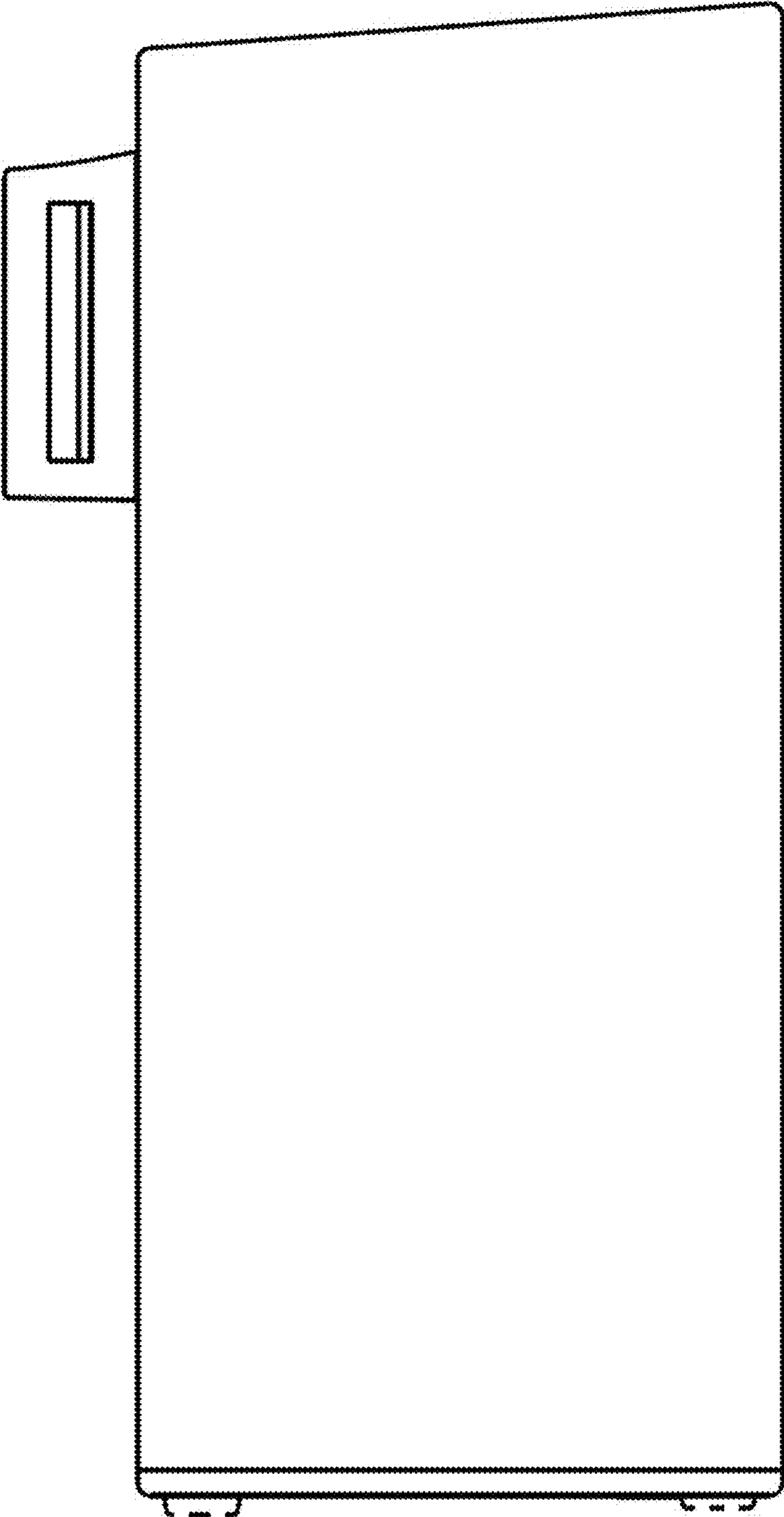


FIG. 5