



US00D820123S

(12) **United States Design Patent**
Chou et al.

(10) **Patent No.:** **US D820,123 S**
(45) **Date of Patent:** **** Jun. 12, 2018**

(54) **PORTABLE SMART DEVICE**
(71) Applicant: **Quanta Computer Inc.**, Taoyuan (TW)
(72) Inventors: **Ya-Chyi Chou**, Taoyuan (TW); **Kao-Yu Hsu**, Taoyuan (TW)
(73) Assignee: **QUANTA COMPUTER INC.**,
Guishan Dist., Taoyuan (TW)
(**) Term: **15 Years**

D693,248 S * 11/2013 Anderssen D10/65
D717,676 S * 11/2014 Moeller D10/106.6
D717,680 S * 11/2014 Park D10/70
D733,596 S * 7/2015 Goodner D10/70
D746,709 S * 1/2016 Heath D10/104.2
D749,570 S * 2/2016 Lee D14/344
D769,867 S * 10/2016 Aumiller D14/344
D778,185 S * 2/2017 Ookawa D10/104.1
D800,721 S * 10/2017 Kim D14/344
D804,971 S * 12/2017 Heikkila D10/70
D809,493 S * 2/2018 Konotopskyi D14/242

* cited by examiner

(21) Appl. No.: **29/567,168**
(22) Filed: **Jun. 6, 2016**

Primary Examiner — Bridget L Eland
(74) *Attorney, Agent, or Firm* — McClure, Qualey & Rodack, LLP

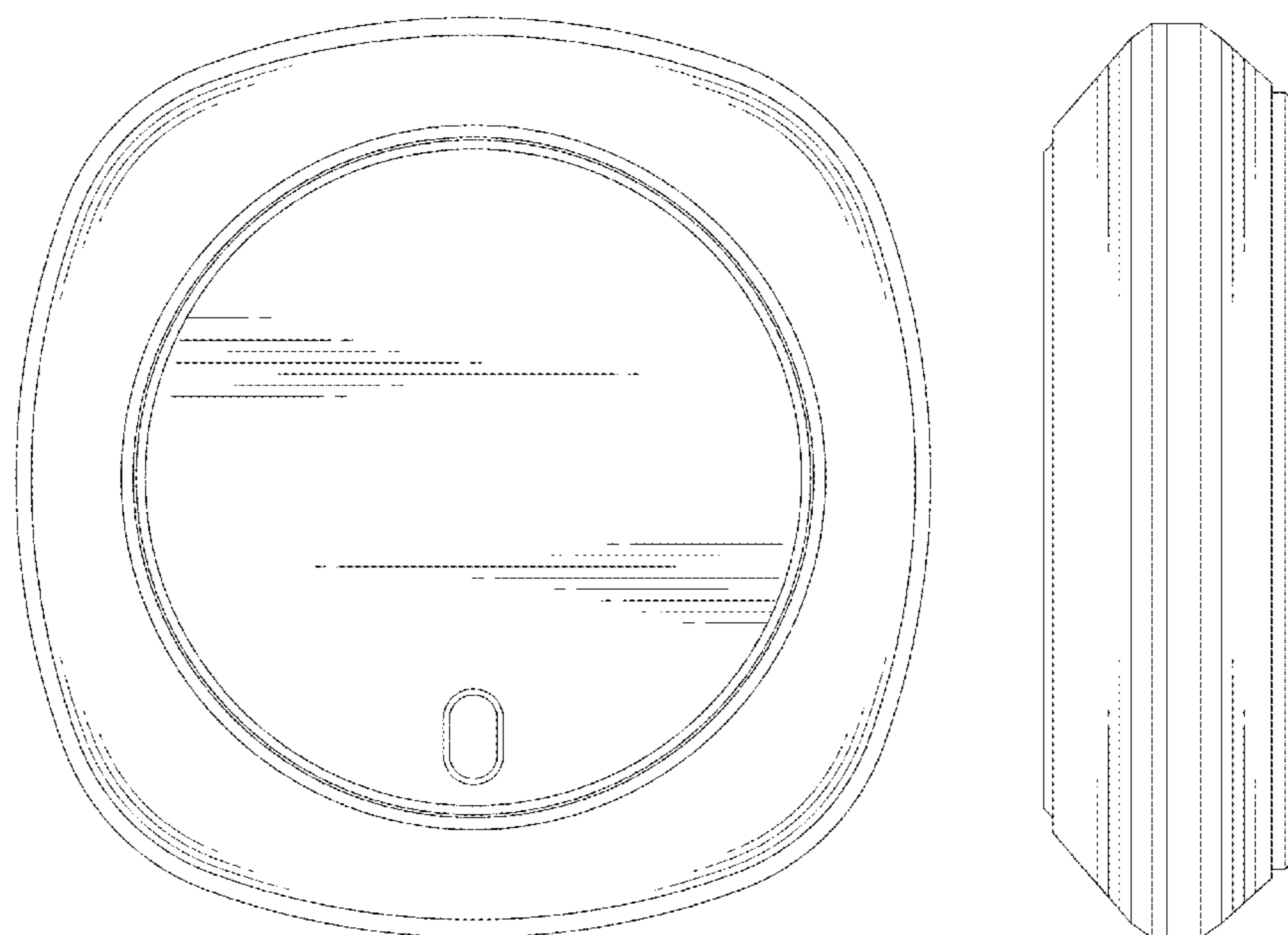
(30) **Foreign Application Priority Data**
May 9, 2016 (TW) 105302510
(51) **LOC (11) Cl.** **10-04**
(52) **U.S. Cl.**
USPC **D10/70; D10/78; D10/104.2**
(58) **Field of Classification Search**
USPC D14/242, 240, 341, 344, 507, 203.3,
D14/203.5, 356, 358, 155, 159; D10/49,
D10/65, 70, 78, 98, 104.1, 104.2, 106.6,
D10/106.9–106.95
CPC G01C 22/00; G01C 22/02; G01C 22/006;
G01S 3/3043; G01S 3/325; G01S 3/783;
G01S 3/786; G01S 5/00; H04W 4/02;
H04W 4/029
See application file for complete search history.

(56) **References Cited**
U.S. PATENT DOCUMENTS
D422,519 S * 4/2000 Ueda D10/98
D637,097 S * 5/2011 Tseng D10/70

(57) **CLAIM**
The ornamental design for portable smart device, as shown and described.

DESCRIPTION
FIG. 1 is a front perspective view of a portable smart device, in accordance with our new design.
FIG. 2 is a front view thereof;
FIG. 3 is a rear view thereof;
FIG. 4 is a left side view thereof;
FIG. 5 is a right side view thereof;
FIG. 6 is a top plan view thereof;
FIG. 7 is a bottom plan view thereof; and,
FIG. 8 is a rear perspective view thereof.

1 Claim, 7 Drawing Sheets



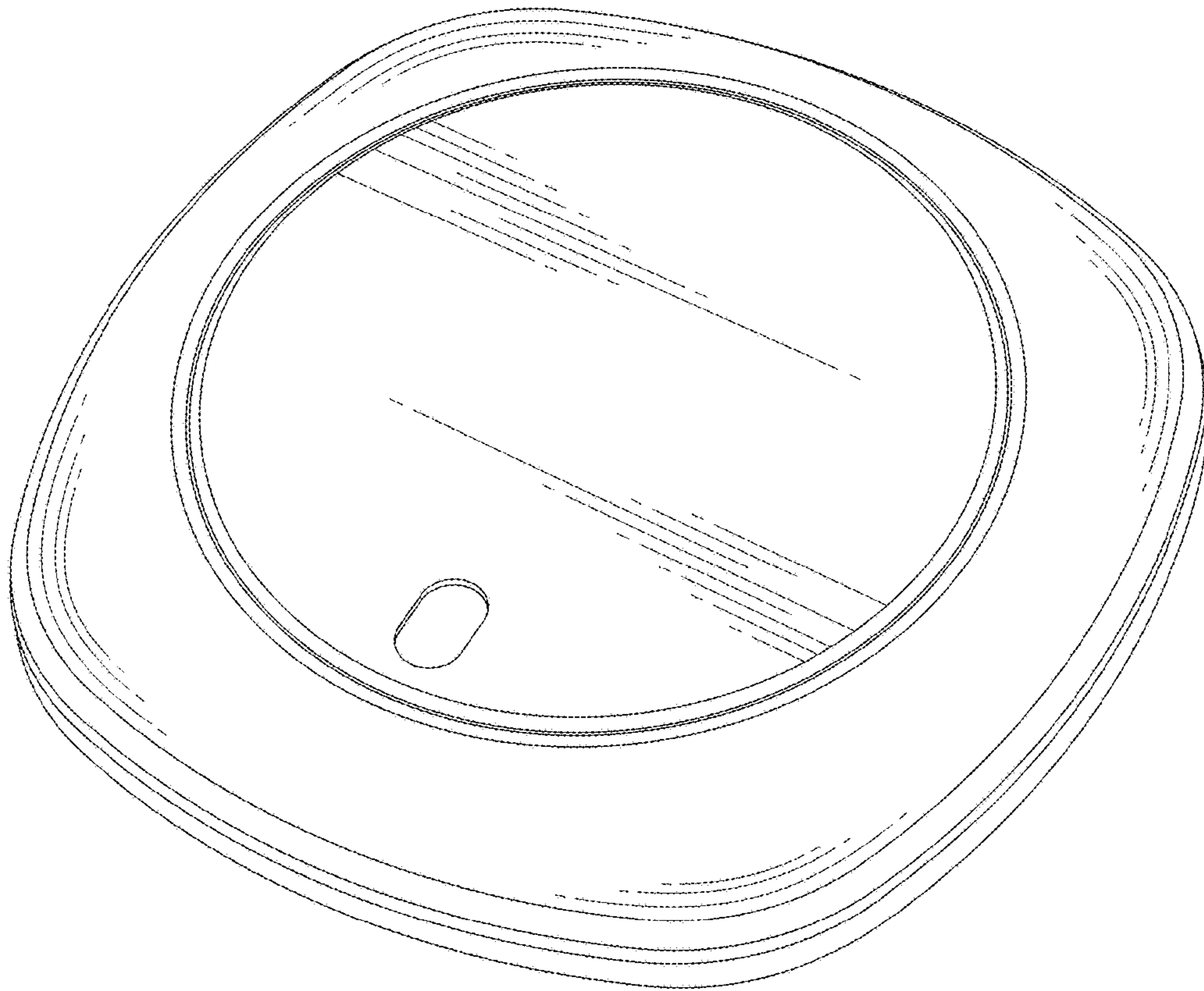


FIG. 1

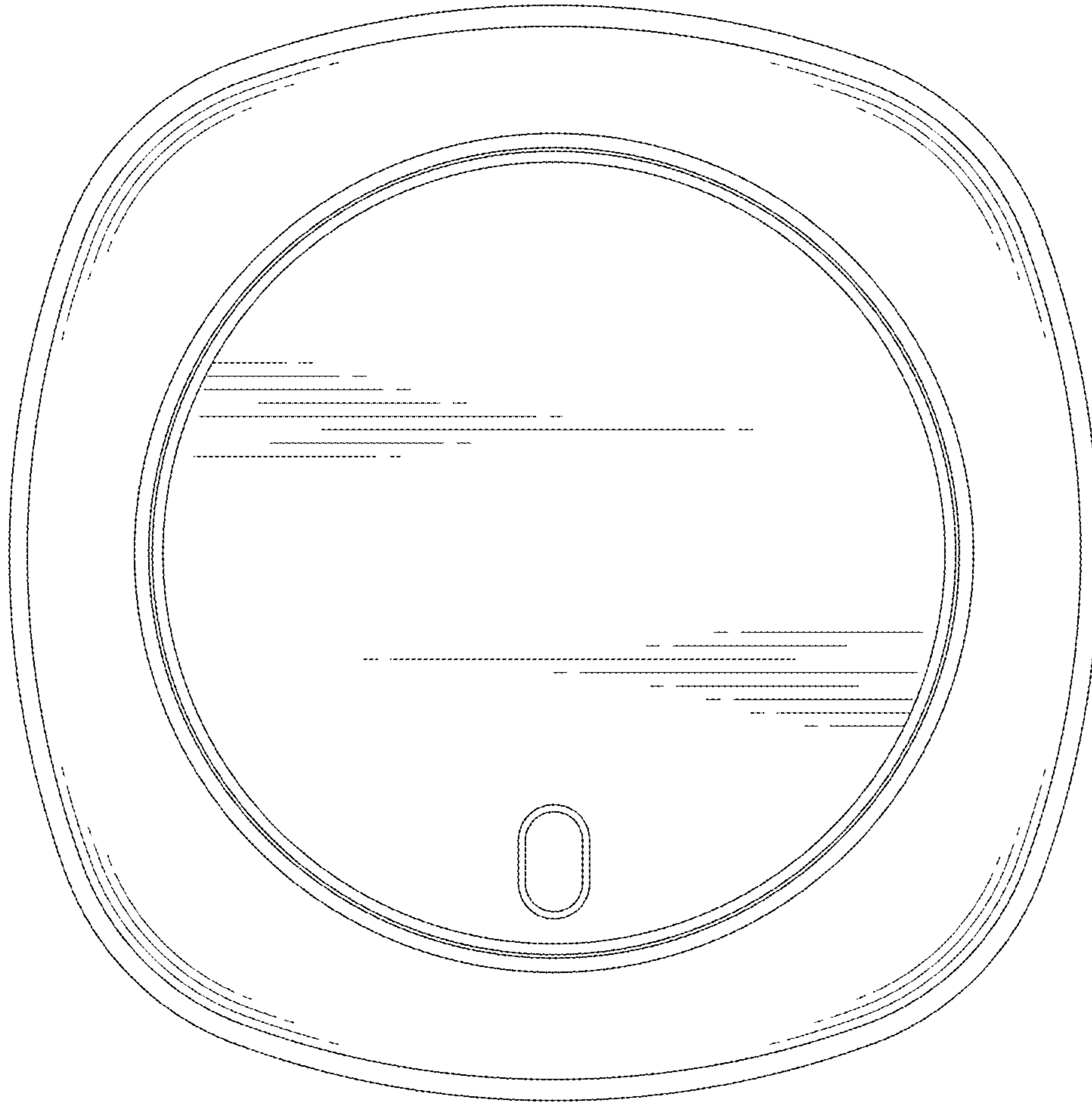


FIG. 2

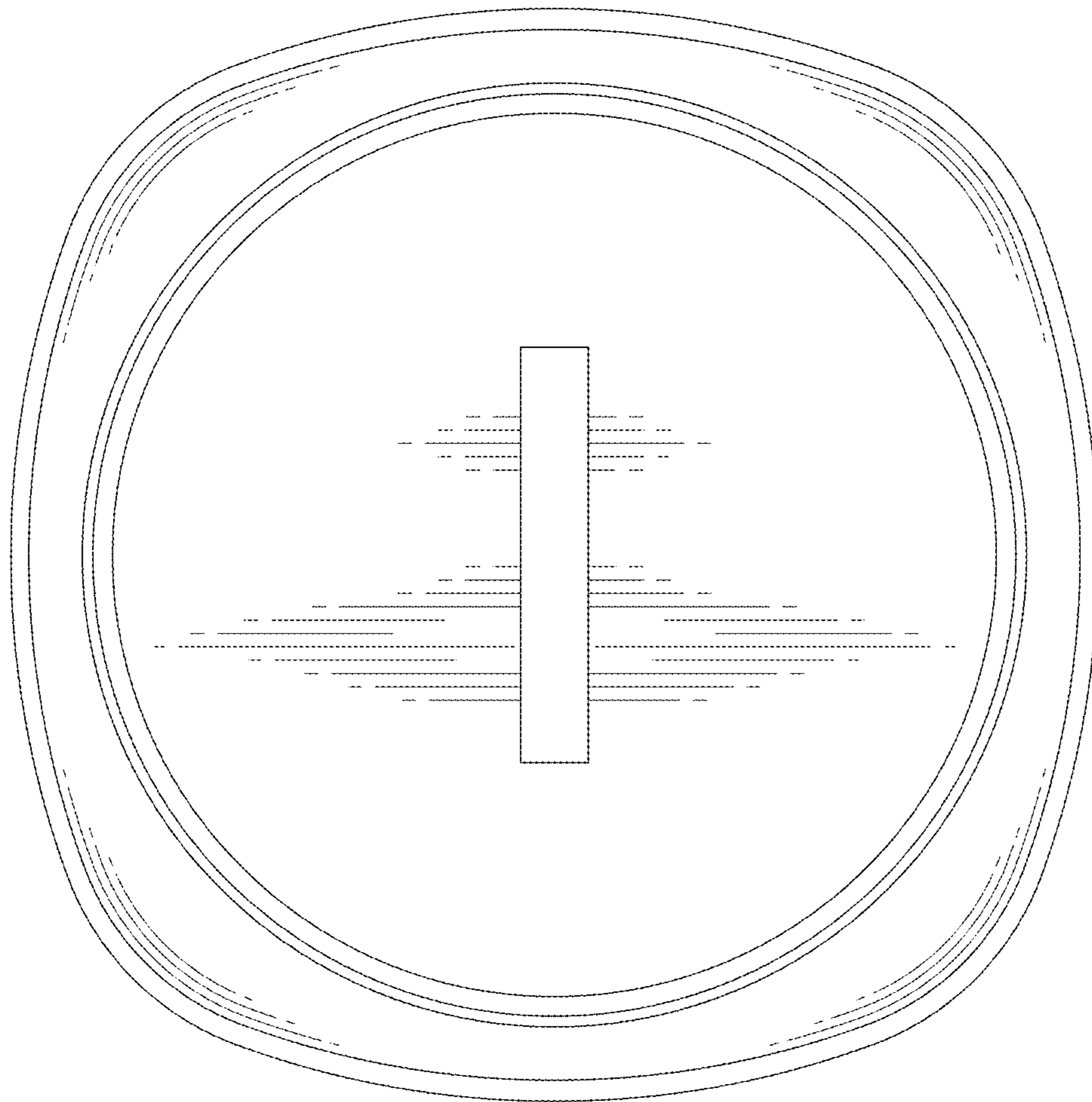


FIG. 3




FIG. 4

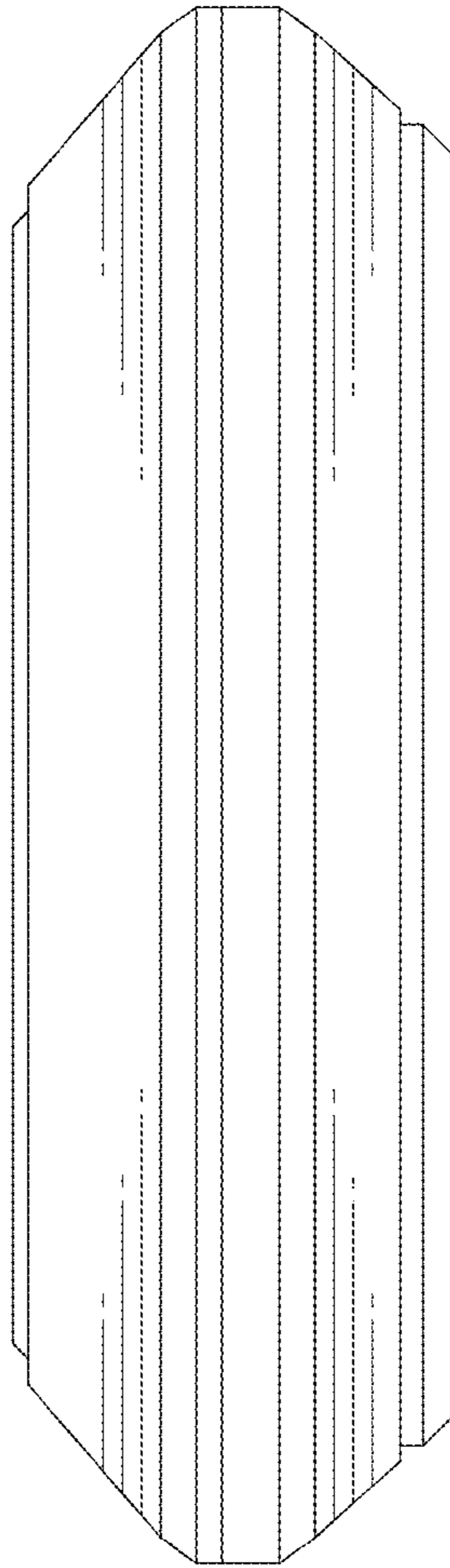


FIG. 5




FIG. 6




FIG. 7

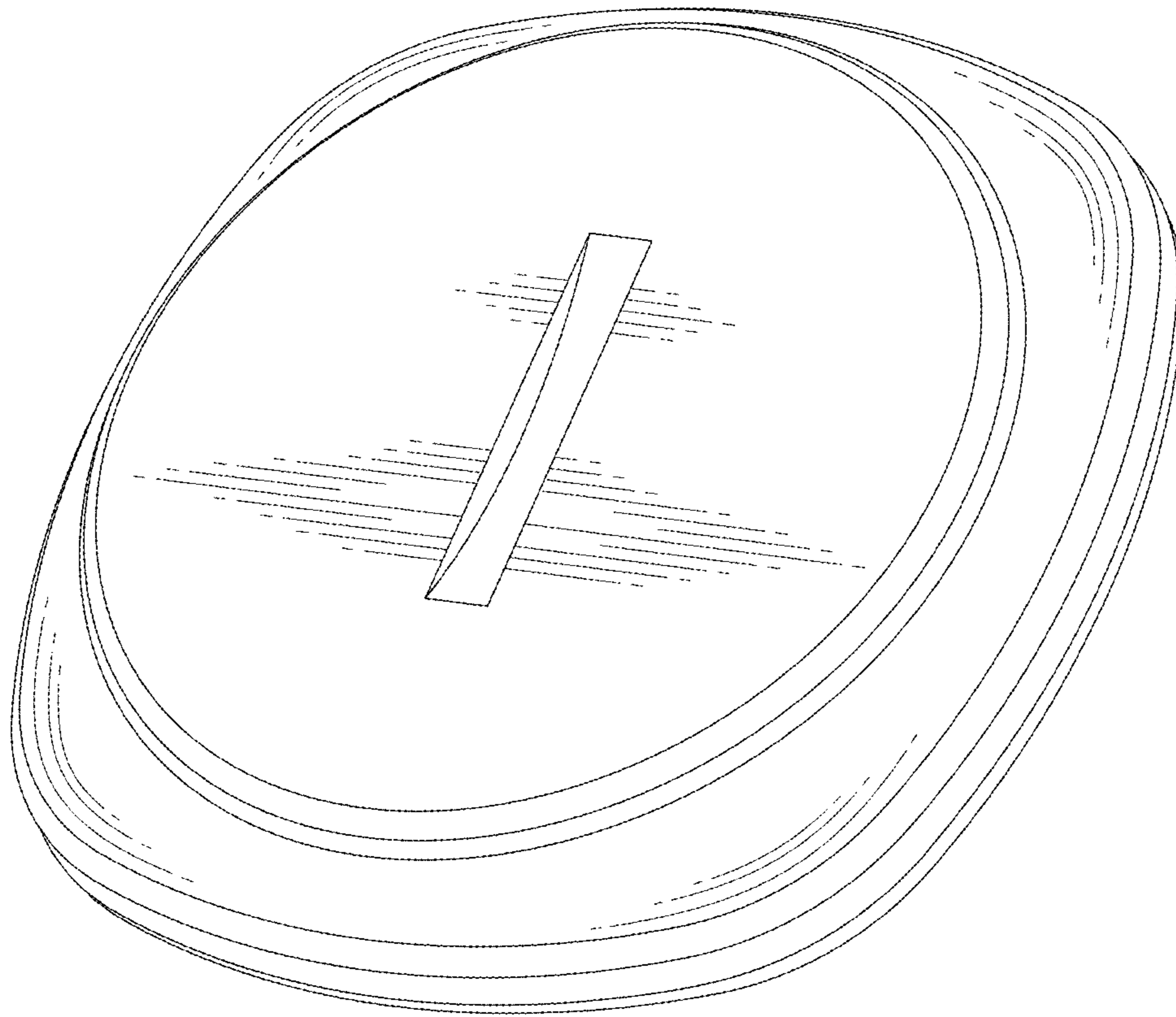


FIG. 8