



US00D820109S

(12) **United States Design Patent** (10) **Patent No.:** **US D820,109 S**
Michan Chavez (45) **Date of Patent:** **** Jun. 12, 2018**

(54) **BEVERAGE BOTTLE**

(71) Applicant: **Shaya Emmanuel Michan Chavez**,
Del. Coyoacán (MX)

(72) Inventor: **Shaya Emmanuel Michan Chavez**,
Del. Coyoacán (MX)

(**) Term: **15 Years**

(21) Appl. No.: **29/581,142**

(22) Filed: **Oct. 17, 2016**

(30) **Foreign Application Priority Data**

May 31, 2016 (MX) MX/f/2016/001644

(51) **LOC (11) Cl.** **09-01**

(52) **U.S. Cl.**
USPC **D9/668; D9/500**

(58) **Field of Classification Search**
USPC D3/270, 271.1–271.4; D7/510, 514–520,
D7/599, 604, 613, 619.2, 623, 625, 628;
D9/600, 668, 500–504, 516, 519, 530,
D9/537, 549; 206/457, 459.5, 488, 527;
215/381–384, 400; 229/116.1;
D21/681–682
CPC B65D 5/4258; B65D 5/4262; B65D 81/60;
B65D 81/365; B65D 81/366; B65D
81/368; B65D 2203/00; B65D 2203/02;
B65D 67/00; A63H 81/16; A63F 9/001
See application file for complete search history.

(56) **References Cited**

U.S. PATENT DOCUMENTS

D152,685 S * 2/1949 Graham D9/519
D269,950 S * 8/1983 Walker D9/668
D317,256 S * 6/1991 Samuels D9/503
D339,839 S * 9/1993 Day D21/678
D362,929 S * 10/1995 Strong D32/1
D415,803 S * 10/1999 Cousins D21/681

D465,151 S * 11/2002 Mixon B65D 1/0223
D21/681
D470,770 S * 2/2003 Machado D9/500
D489,001 S * 4/2004 Martin D9/503
D489,102 S * 4/2004 Chen D21/681
D519,839 S * 5/2006 Abadinsky D9/502
D520,364 S * 5/2006 Abadinsky D9/502
D538,359 S * 3/2007 Yordinsky D21/681
D584,161 S * 1/2009 Barker B65D 23/102
D21/681
D596,492 S * 7/2009 Safdieh D21/682
D609,968 S * 2/2010 Stern D21/681

(Continued)

Primary Examiner — Sandra L Morris
(74) *Attorney, Agent, or Firm* — Michael Best &
Friedrich LLP

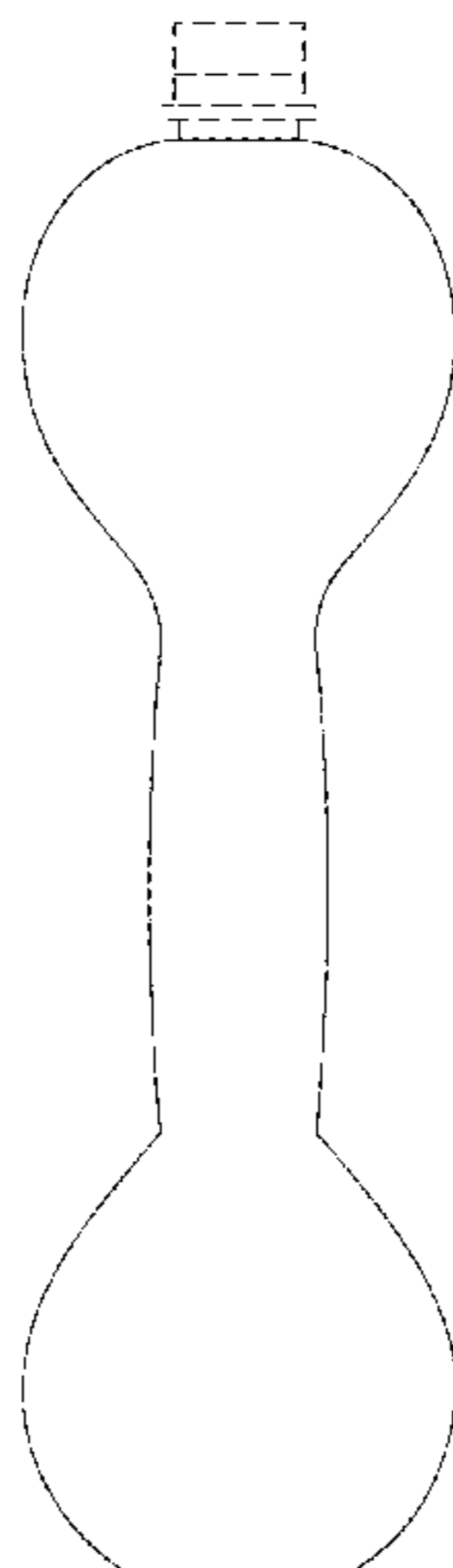
(57) **CLAIM**

The ornamental design for a beverage bottle, as shown and described.

DESCRIPTION

FIG. 1 is a front elevational view of a new design for a beverage bottle embodying the new design;
FIG. 2 is a rear elevational view of the beverage bottle shown in FIG. 1;
FIG. 3 is a right side elevational view of the beverage bottle shown in FIG. 1;
FIG. 4 is a left side elevational view of the beverage bottle shown in FIG. 1;
FIG. 5 is a top plan view of the beverage bottle shown in FIG. 1;
FIG. 6 is a bottom plan view of the beverage bottle shown in FIG. 1;
FIG. 7 is a bottom perspective view of the beverage bottle shown in FIG. 1; and,
FIG. 8 is a top perspective view of the beverage bottle shown in FIG. 1.
The portions of the drawings shown in broken lines form no part of the claimed design.

1 Claim, 7 Drawing Sheets



(56)

References Cited

U.S. PATENT DOCUMENTS

D627,234 S * 11/2010 Hanak D21/681
D628,085 S * 11/2010 Hanak D21/681
D713,203 S * 9/2014 Vogt D7/515

* cited by examiner

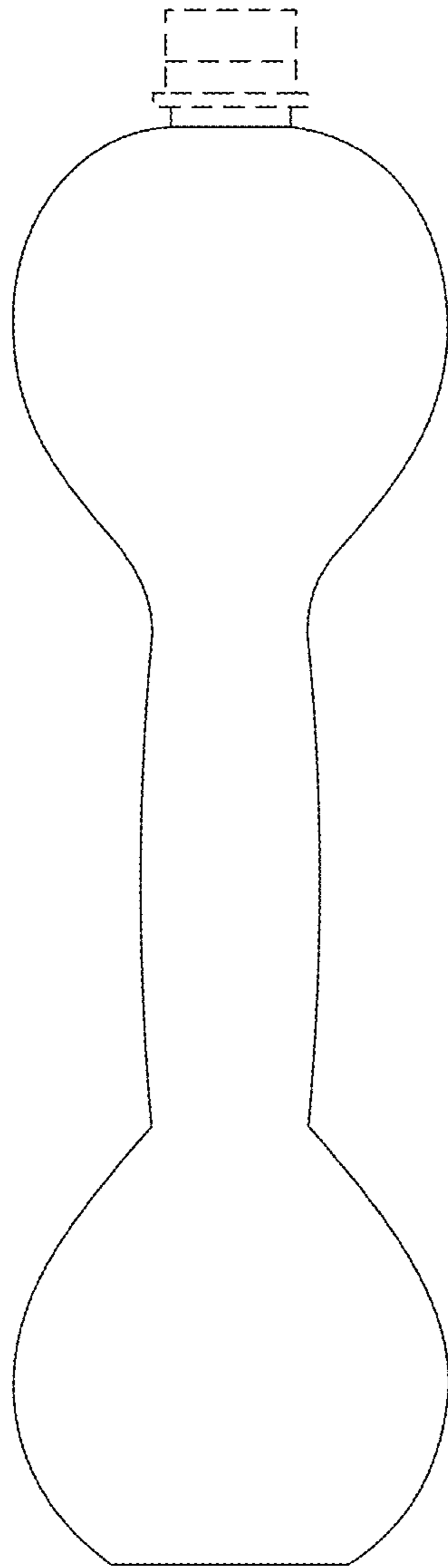


FIG. 1

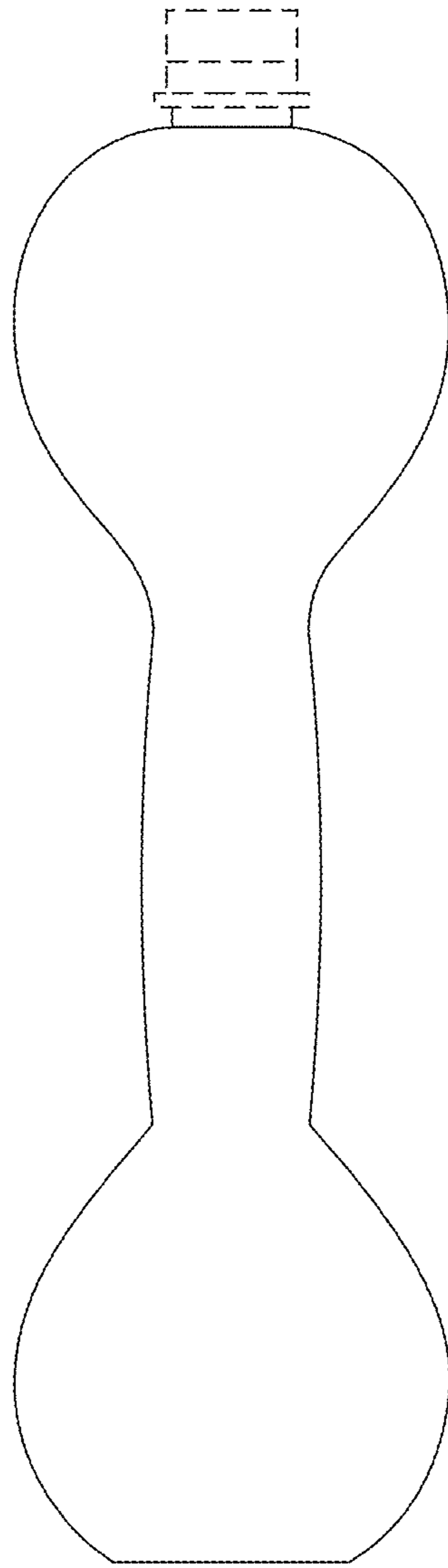


FIG. 2

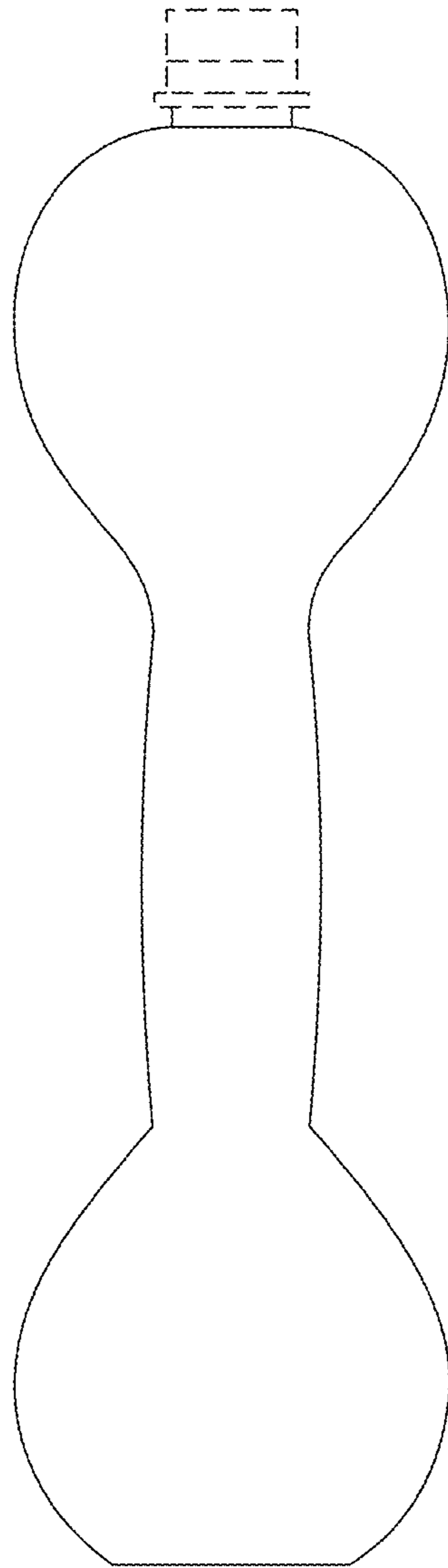


FIG. 3

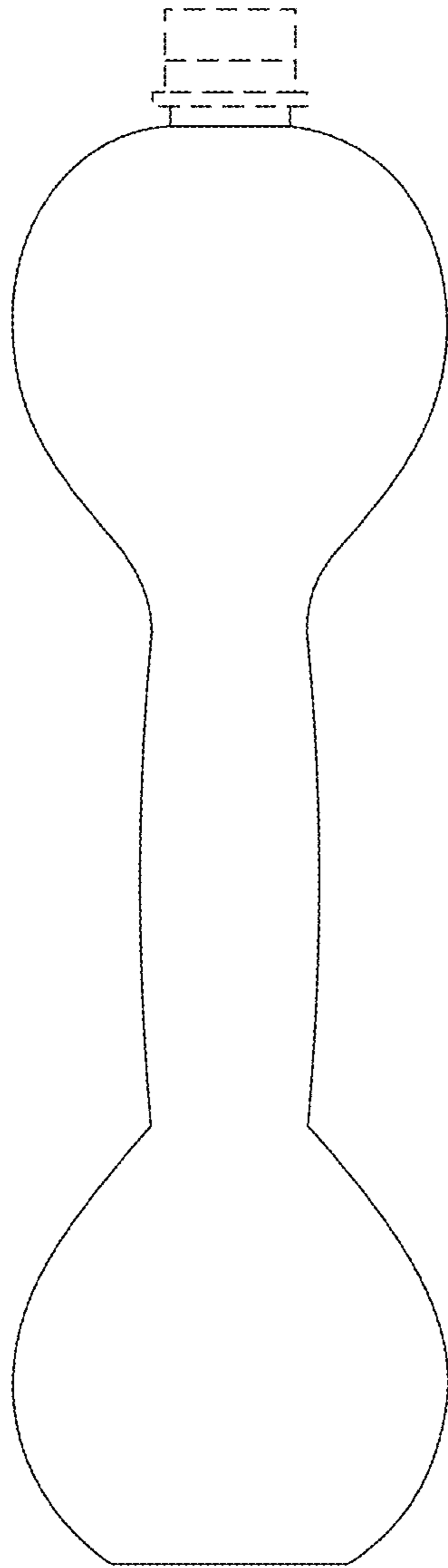


FIG. 4

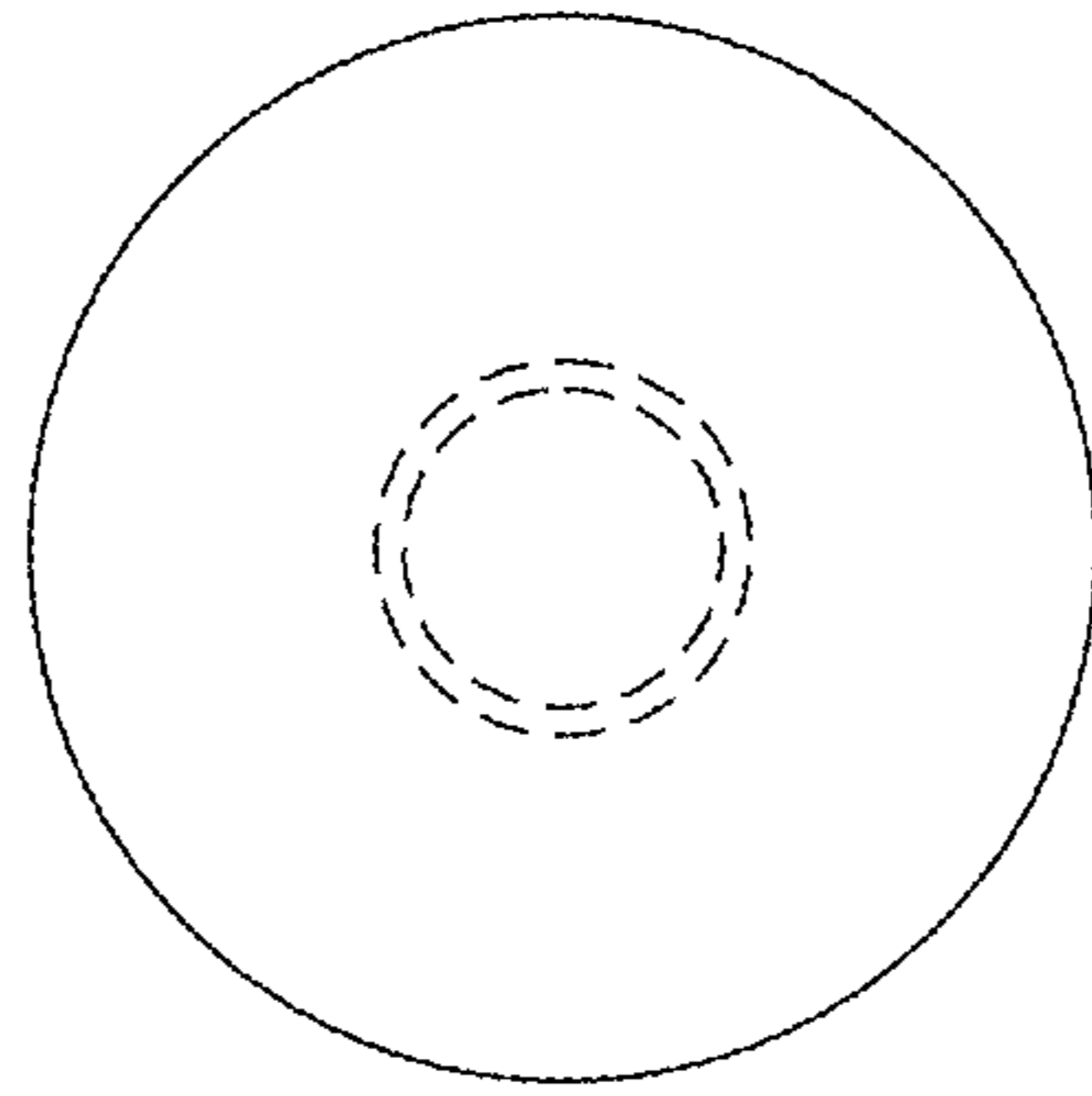


FIG. 5

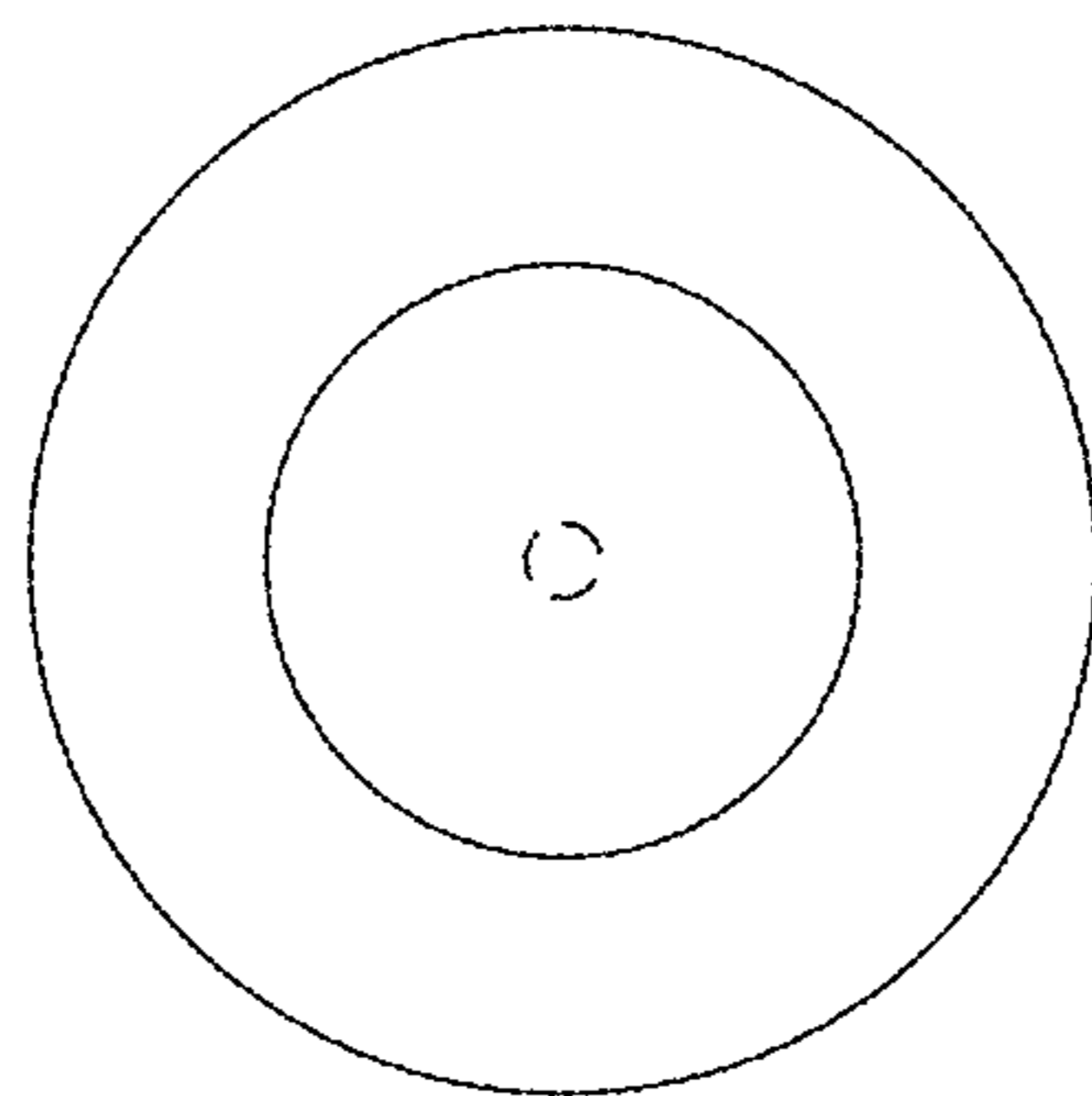


FIG. 6

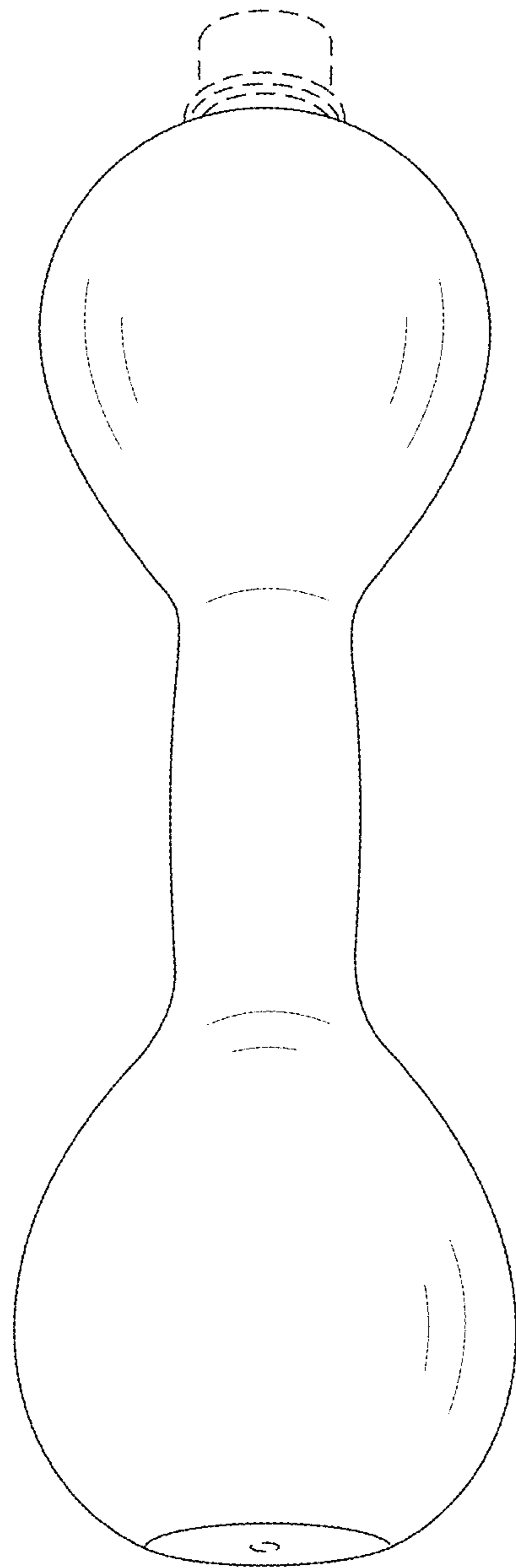


FIG. 7

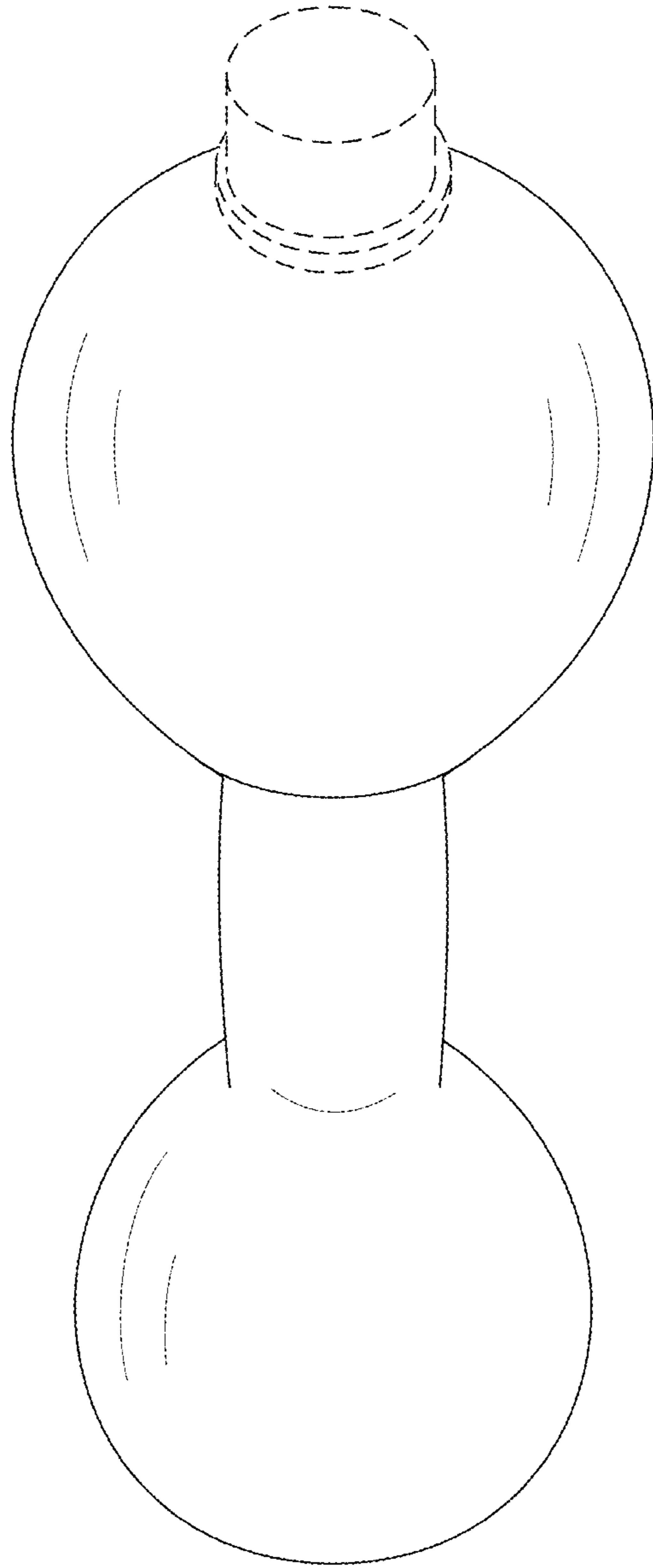


FIG. 8