



US00D820107S

(12) **United States Design Patent**
Krupa

(10) **Patent No.:** **US D820,107 S**
(45) **Date of Patent:** **** Jun. 12, 2018**

- (54) **COVERED SEAFOOD TRAY**
- (71) Applicant: **UPAC2 Inc.**, Greenfield, MN (US)
- (72) Inventor: **Calvin S. Krupa**, Greenfield, MN (US)
- (73) Assignee: **UPAC2 Inc.**, Greenfield, MN (US)
- (**) Term: **15 Years**
- (21) Appl. No.: **29/580,012**
- (22) Filed: **Oct. 5, 2016**
- (51) **LOC (11) Cl.** **09-01**
- (52) **U.S. Cl.**
USPC **D9/606**; D9/426
- (58) **Field of Classification Search**
USPC D3/270, 271.1–271.4; D9/600, 606,
D9/414–434, 451; 206/457, 459.5, 527;
215/381–384, 400; 229/116.1; D7/551.1,
D7/613, 619.2, 623, 628–629
CPC B65D 5/42; B65D 5/4208; B65D 81/30;
B65D 81/60; B65D 81/365; B65D
81/366; B65D 81/368; B65D 2203/00;
B65D 2203/02; B65D 67/00; B65D 5/75;
A63H 81/16
See application file for complete search history.

- D594,325 S * 6/2009 Colacitti D9/425
- D623,360 S * 9/2010 Man D30/129
- D659,484 S * 5/2012 Schwartz D7/628
- D671,278 S * 11/2012 Man D30/129
- D699,568 S * 2/2014 Epstein D9/425
- D707,120 S * 6/2014 Tyberghein D7/629
- D717,504 S * 11/2014 Gailen D30/129
- D724,275 S * 3/2015 Avalos Sartorio D30/129
- D749,274 S * 2/2016 Gailen D30/129
- D756,217 S * 5/2016 Planer D30/129
- D758,201 S * 6/2016 Sehl D9/606
- D761,117 S * 7/2016 Ohana D9/606

* cited by examiner

Primary Examiner — Sandra L Morris

(74) *Attorney, Agent, or Firm* — Nikolai & Mersereau,
P.A.; Thomas J. Nikolai

(56) **References Cited**

U.S. PATENT DOCUMENTS

- D227,230 S * 6/1973 Stamper D9/606
- D361,875 S * 8/1995 Keller D30/130
- D394,807 S * 6/1998 Krupa D9/425
- D439,153 S * 3/2001 Davis D9/606
- D447,688 S * 9/2001 Jalet D7/629
- D469,689 S * 2/2003 Buchalski D9/425
- D471,103 S * 3/2003 Watson D9/433
- 7,172,072 B2 * 2/2007 Schiltz B65D 1/36
206/457
- D547,595 S * 7/2007 Bowen D7/354


(57) **CLAIM**

The ornamental design of the “covered seafood tray,” as shown and described.

DESCRIPTION

FIG. 1 is a perspective view of the covered seafood tray of the present invention;
 FIG. 2 is a top view of the covered seafood tray of FIG. 1;
 FIG. 3 is a bottom view of the covered seafood tray shown in FIG. 1;
 FIG. 4 is a front view of the covered seafood tray shown in FIG. 1;
 FIG. 5 is a rear view of the covered seafood tray shown in FIG. 1;
 FIG. 6 is a right side view of the covered seafood tray of FIG. 1; and,
 FIG. 7 is a left side view of the covered seafood tray of FIG. 1.

1 Claim, 4 Drawing Sheets








Fig. 1






Fig. 4




Fig. 5

