



US00D820075S

(12) **United States Design Patent**
Michalski

(10) **Patent No.:** **US D820,075 S**

(45) **Date of Patent:** **** Jun. 12, 2018**

(54) **TOWEL STRAP**

(71) Applicant: **Noell Jean Michalski**, Cornelius, NY
(US)

(72) Inventor: **Noell Jean Michalski**, Cornelius, NY
(US)

(**) Term: **15 Years**

(21) Appl. No.: **29/604,820**

(22) Filed: **May 20, 2017**

(51) **LOC (11) Cl.** **08-08**

(52) **U.S. Cl.**
USPC **D8/394**

(58) **Field of Classification Search**
USPC D8/349, 382, 394, 395, 398; D2/626,
D2/646
CPC A41F 1/00; A41F 3/00; A41F 11/06; A41F
18/00; A41F 19/00; D06F 55/02
See application file for complete search history.

(56) **References Cited**

U.S. PATENT DOCUMENTS

4,463,482 A * 8/1984 Hawie A41F 3/02
24/489

D288,901 S * 3/1987 Zamek D8/395

D360,452 S * 7/1995 Gessler D21/804

D372,756 S * 8/1996 May D21/803

D393,797 S * 4/1998 Kostigian D32/64

D394,382 S * 5/1998 Knight D8/395

D401,137 S * 11/1998 Boelling D8/382

D463,325 S * 9/2002 Savoia D11/200

D488,288 S * 4/2004 Eggers D2/624

D556,562 S * 12/2007 Seifert D11/200

D561,573 S * 2/2008 Hyde D8/395

D580,257 S * 11/2008 Squyres D8/349

D589,338 S * 3/2009 Baum D8/395

D614,946 S * 5/2010 Herman D8/395

D618,536 S * 6/2010 Eason D8/349

D645,969 S * 9/2011 Del Solar D24/194

D667,724 S * 9/2012 Mangano D8/395

D699,100 S * 2/2014 Moreau D8/394

D706,123 S * 6/2014 Mathews D8/382

D707,116 S * 6/2014 Bergmann D8/395

D740,109 S * 10/2015 Cruz D8/382

D775,517 S * 1/2017 Votel D8/382

2007/0256216 A1 * 11/2007 Kronen A41F 3/02
2/304

2015/0082581 A1 * 3/2015 Thomas A41F 3/02
24/344

2016/0295943 A1 * 10/2016 Gilroy A41F 3/02

2017/0303614 A1 * 10/2017 McMahon A41F 19/00

* cited by examiner

Primary Examiner — John Windmuller

Assistant Examiner — Steven J Czyz

(74) *Attorney, Agent, or Firm* — PatentFile, LLC; Bradley
C. Fach

(57) **CLAIM**

The ornamental design for a towel strap, as shown and
described.

DESCRIPTION

FIG. 1 is a front elevation view of a towel strap showing my
new design;

FIG. 2 is a rear elevation view thereof;

FIG. 3 is a left side elevation view thereof;

FIG. 4 is a right side elevation view thereof;

FIG. 5 is a bottom plan view thereof; and,

FIG. 6 is a top plan view thereof.

1 Claim, 4 Drawing Sheets






FIG. 1




FIG. 2



FIG. 3



FIG. 4

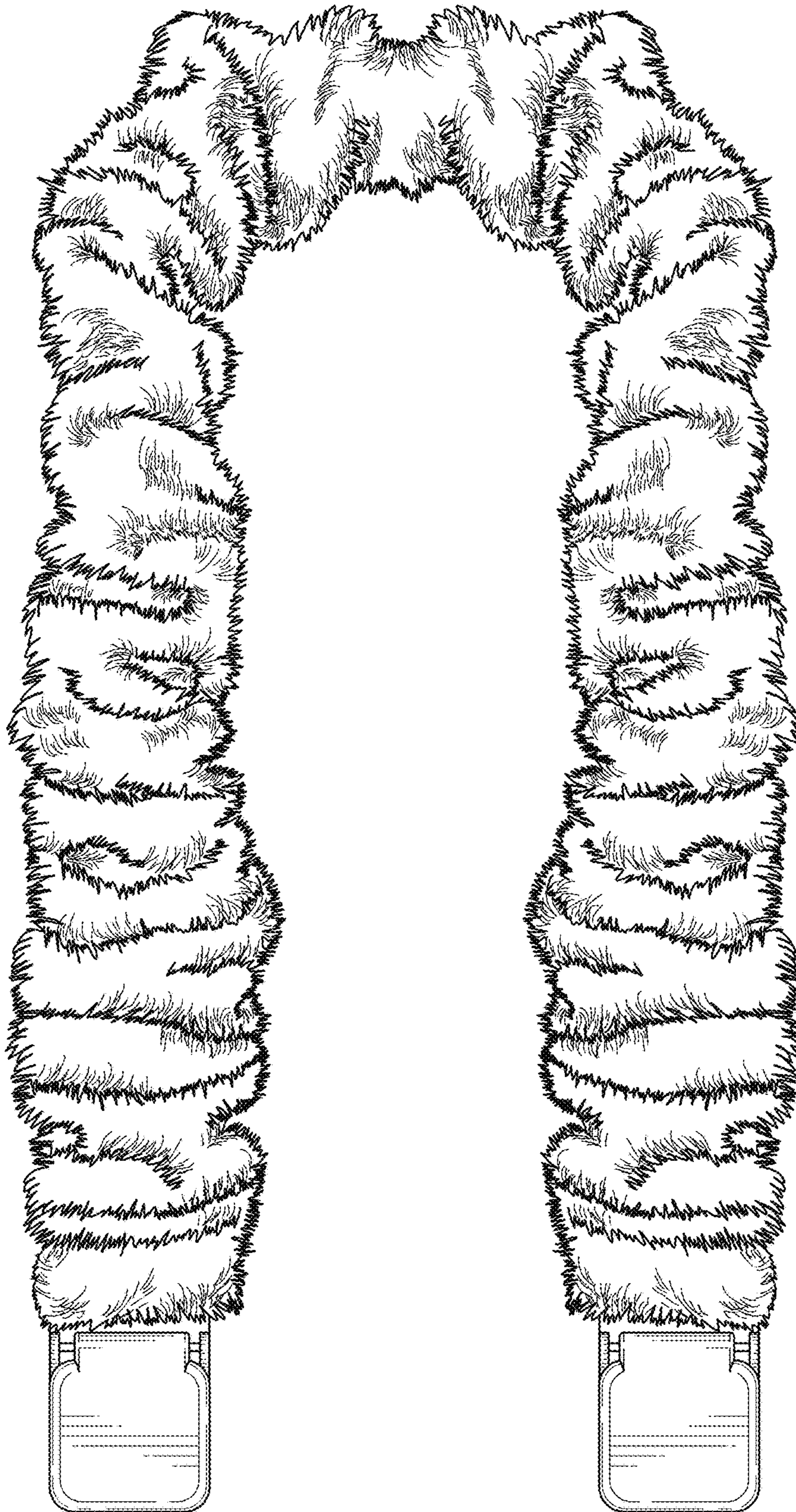


FIG. 5

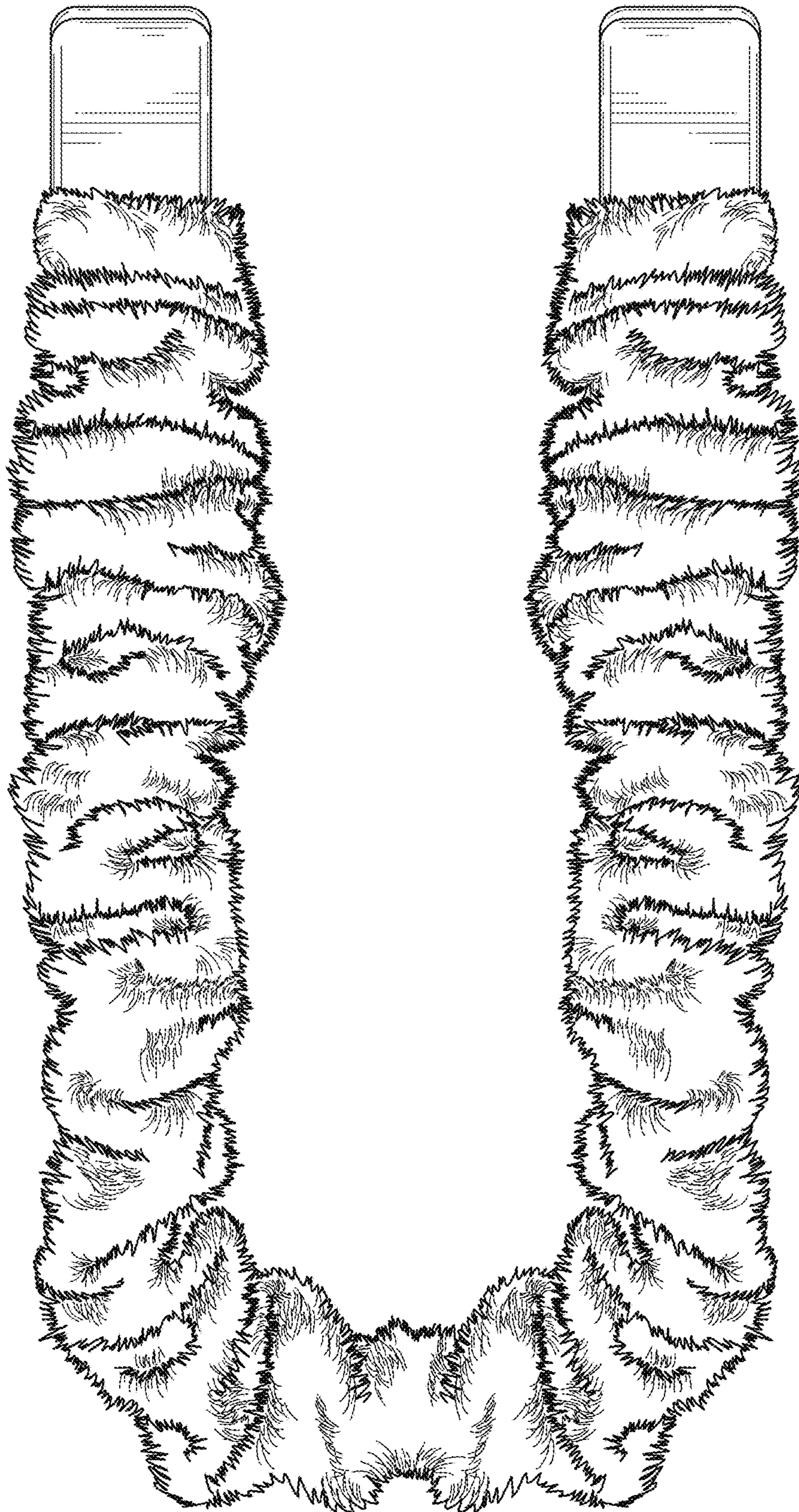


FIG. 6