



US00D820063S

(12) **United States Design Patent**
Hetrick et al.

(10) **Patent No.:** **US D820,063 S**
(45) **Date of Patent:** **** Jun. 12, 2018**

- (54) **WOOD MOTIF HANDLE FOR HOLDING A FLEXIBLE STRAP**
- (71) Applicant: **Fitness Anywhere LLC**, San Francisco, CA (US)
- (72) Inventors: **Randal A Hetrick**, San Francisco, CA (US); **Mauricio Hernan Delgado**, San Anselmo, CA (US)
- (**) Term: **15 Years**
- (21) Appl. No.: **29/587,142**
- (22) Filed: **Dec. 9, 2016**
- (51) **LOC (11) Cl.** **08-06**
- (52) **U.S. Cl.**
USPC **D8/303**; D21/694
- (58) **Field of Classification Search**
USPC D8/107, 300, 301, 303, 307, 308, 315, D8/316; D21/682, 694
CPC A63B 21/0552; A63B 21/0557; A63B 21/00043; A63B 21/4035; A63B 21/0442; A63B 23/12; A63B 21/00069; A63B 21/4043; A63B 21/0555; A63B 2071/027; A63B 21/055; A63B 23/03508; A63B 23/0355; A63B 21/04; A63B 23/16; A63B 21/4033; A63B 2023/006; A63B 21/4019
See application file for complete search history.

D410,362 S *	6/1999	Lai	D7/401.2
D444,050 S *	6/2001	Wyers	D8/341
D471,074 S *	3/2003	Fields	D8/315
D564,854 S *	3/2008	Thompson	D8/300
D579,269 S *	10/2008	Zemel	D7/395
7,585,260 B2 *	9/2009	Ma	A63B 21/0552 482/106
D615,605 S *	5/2010	Frasco	D21/682
D774,376 S *	12/2016	Zhang	D8/107
2004/0132592 A1 *	7/2004	Yu	A63B 21/0004 482/126
2008/0216767 A1 *	9/2008	Wang	A01K 27/006 119/795

(Continued)

Primary Examiner — Lauren R Calve
(74) *Attorney, Agent, or Firm* — Vedder Price P.C.

(57) **CLAIM**

The ornamental design for a wood motif handle for holding a flexible strap, as shown and described.

DESCRIPTION

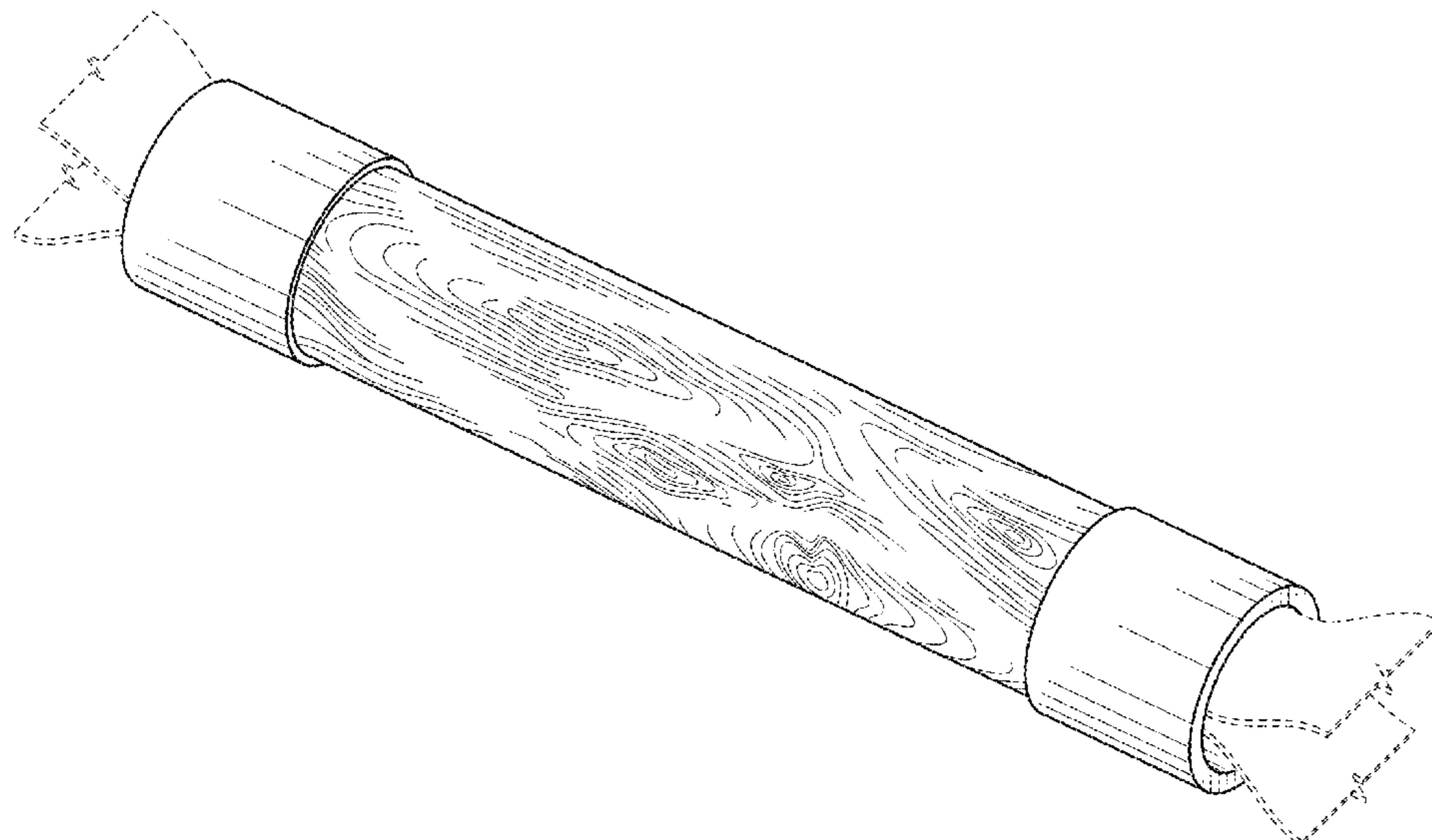
FIG. 1 is a perspective view of a wood motif handle for holding a flexible strap;
 FIG. 2 is a front view of the wood motif handle for holding a flexible strap of FIG. 1;
 FIG. 3 is a back view of the wood motif handle for holding a flexible strap of FIG. 1;
 FIG. 4 is a left side view of the wood motif handle for holding a flexible strap;
 FIG. 5 is a right side view of the wood motif handle for holding a flexible strap;
 FIG. 6 is a top view of the wood motif handle for holding a flexible strap; and,
 FIG. 7 is a bottom view of the wood motif handle for holding a flexible strap.
 The broken line portions of the drawings are for illustrative purposes only and form no part of the claimed design.

1 Claim, 3 Drawing Sheets

(56) **References Cited**

U.S. PATENT DOCUMENTS

D220,421 S *	4/1971	Zutter	D8/29
4,729,256 A *	3/1988	Kelson	B29C 63/18 29/234
5,127,612 A *	7/1992	Onstott	A63H 27/002 242/388.1
D332,385 S *	1/1993	Adams	D8/107
D352,442 S *	11/1994	Lee-Chang	D8/303
5,662,563 A *	9/1997	Maerzke	A63B 21/0004 482/125



(56)

References Cited

U.S. PATENT DOCUMENTS

2009/0255093 A1* 10/2009 Hsu B25G 1/01
16/421
2013/0157823 A1* 6/2013 Gilman A63B 21/00
482/139
2014/0162856 A1* 6/2014 Kramer A63B 21/1469
482/139
2016/0353868 A1* 12/2016 Steigerwald A45F 5/1046

* cited by examiner

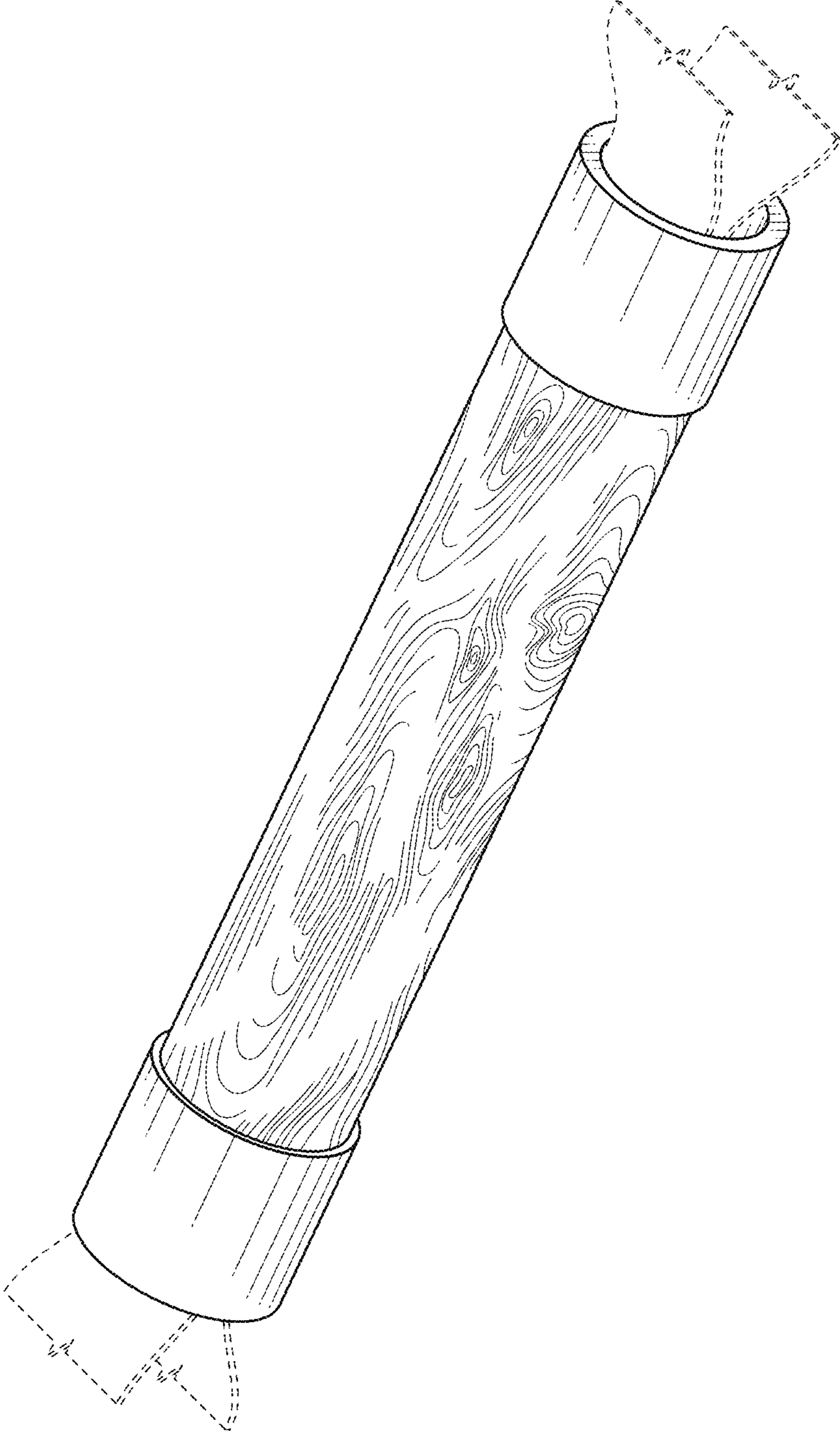


FIG. 1




FIG. 2




FIG. 3

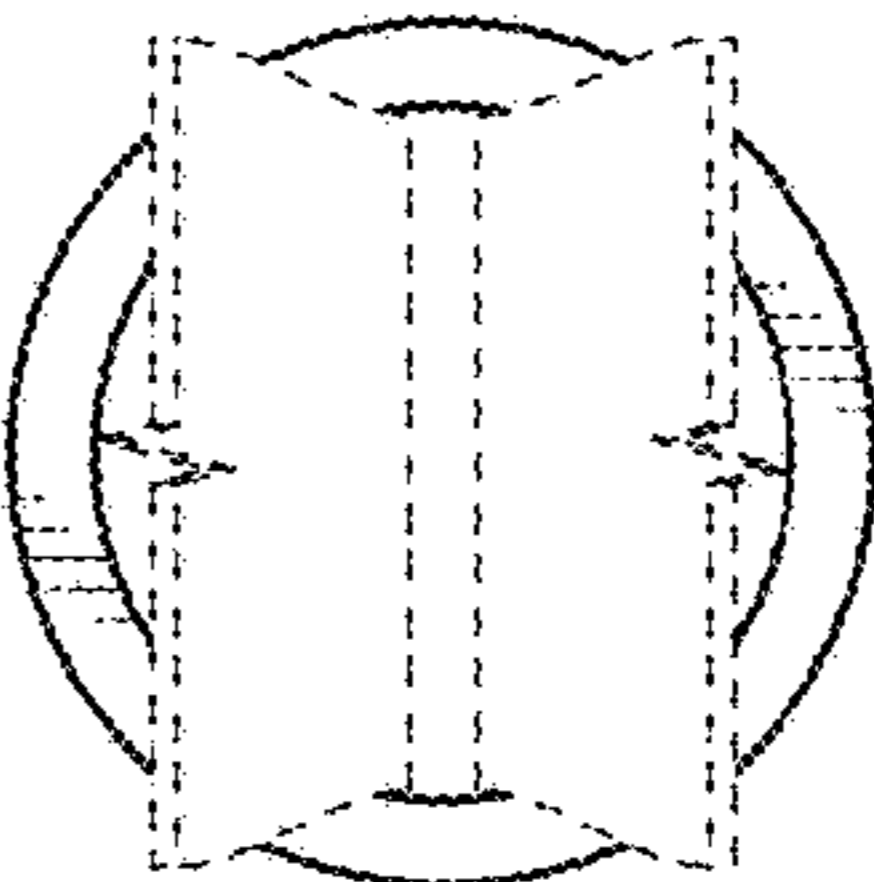


FIG. 4

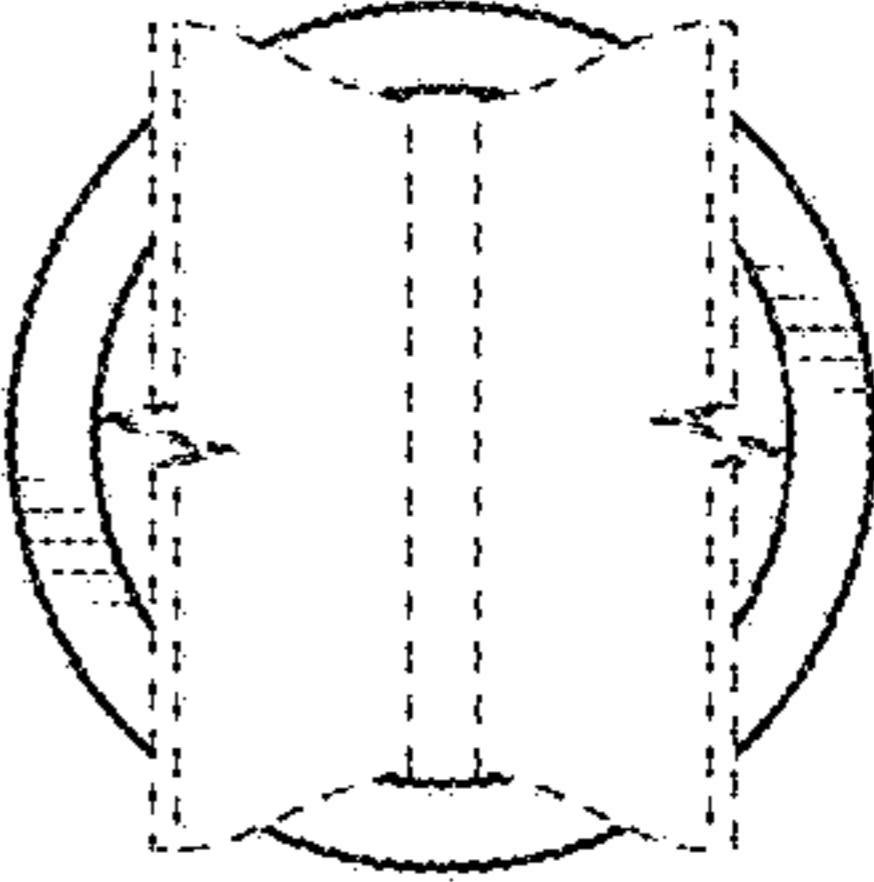


FIG. 5




FIG. 6

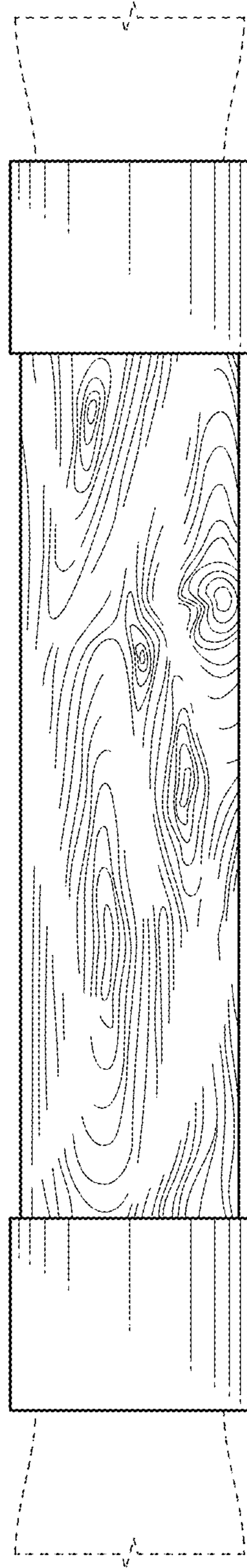


FIG. 7