



US00D820041S

(12) **United States Design Patent**
Johnson

(10) **Patent No.:** **US D820,041 S**

(45) **Date of Patent:** **** Jun. 12, 2018**

(54) **TELESCOPIC SMOKER DEVICE**

(71) Applicant: **Todd Johnson**, Savage, MN (US)

(72) Inventor: **Todd Johnson**, Savage, MN (US)

(**) Term: **15 Years**

(21) Appl. No.: **29/597,240**

(22) Filed: **Mar. 15, 2017**

(51) **LOC (11) Cl.** **07-02**

(52) **U.S. Cl.**
USPC **D7/409**

(58) **Field of Classification Search**
USPC D27/100, 101, 162-170, 172-195;
D7/402, 409

(Continued)

(56) **References Cited**

U.S. PATENT DOCUMENTS

D98,186 S * 1/1936 Rheem D7/402
2,246,804 A 6/1941 Martin

(Continued)

OTHER PUBLICATIONS

“Napoleon 67011 Stainless Steel Smoker Pipe”, www.webarchive.org/web/20120629152000/http://www.amazon.com/Napoleon-67011-Stainless-Steel-Smoker/dp/B0036Y9CH4; Jun. 29, 2012.

(Continued)

Primary Examiner — Brandon M Rosati

Assistant Examiner — Marissa J Cash

(74) *Attorney, Agent, or Firm* — Haugen Law Firm PLLP

(57) **CLAIM**

The ornamental design for a telescopic smoker device, as shown and described.

DESCRIPTION

FIG. 1 is a perspective view of a first embodiment of the telescopic smoker device in an extended condition;

FIG. 2 is a front elevational view of a first embodiment of telescopic smoker device in an extended condition, with the rear elevational view being a mirror image thereof;

FIG. 3 is a right side elevational view of a first embodiment of telescopic smoker device in an extended condition, with the left side elevational view being a mirror image thereof;

FIG. 4 is a top plan view of a first embodiment of the telescopic smoker device in an extended condition;

FIG. 5 is a bottom plan view of a first embodiment of the telescopic smoker device in an extended condition;

FIG. 6 is a perspective view of a first embodiment of the telescopic smoker device in a retracted condition;

FIG. 7 is a front elevational view of a first embodiment of the telescopic smoker device in a retracted condition, with the rear elevational view being a mirror image thereof;

FIG. 8 is a right side elevational view of a first embodiment of the telescopic smoker device in a retracted condition, with the left side elevational view being a mirror image thereof;

FIG. 9 is a top plan view of a first embodiment of the telescopic smoker device in a retracted condition;

FIG. 10 is a bottom plan view of a first embodiment of the telescopic smoker device in a retracted condition;

FIG. 11 is a perspective view of a second embodiment of the telescopic smoker device in an extended condition;

FIG. 12 is a front elevational view of a second embodiment of the telescopic smoker device in an extended condition, with the rear elevational view being a mirror image thereof;

FIG. 13 is a right side elevational view of a second embodiment of the telescopic smoker device in an extended condition, with the left side elevational view being a mirror image thereof;

FIG. 14 is a top plan view of a second embodiment of the telescopic smoker device in an extended condition;

FIG. 15 is a bottom plan view of a second embodiment of the telescopic smoker device in an extended condition;

FIG. 16 is a perspective view of a second embodiment of the telescopic smoker device in a retracted condition;

FIG. 17 is a front elevational view of a second embodiment of the telescopic smoker device in a retracted condition, with the rear elevational view being a mirror image thereof;

FIG. 18 is a right side elevational view of a second embodiment of telescopic smoker device in a retracted condition, with the left side elevational view being a mirror image thereof;

(Continued)




FIG. 19 is a top plan view of a second embodiment of the telescopic smoker device in a retracted condition; and, FIG. 20 is a bottom plan view of a second embodiment of the telescopic smoker device in a retracted condition. The broken line showing of environmental structure is for illustrative purposes only, and forms no part of the claimed design.

1 Claim, 8 Drawing Sheets

(58) **Field of Classification Search**

CPC .. A24F 1/30; A24F 47/002; A24F 9/14; A47J 43/18; A23B 4/044; A23B 4/0523; A01G 13/06

See application file for complete search history.

(56) **References Cited**

U.S. PATENT DOCUMENTS

D154,105 S	6/1949	Deskey	
D199,712 S *	12/1964	Elliott	99/427
3,788,301 A	1/1974	Terry	
4,779,525 A	10/1988	Gaines	
5,193,445 A	3/1993	Ferguson	
D375,020 S	10/1996	Cothorn	
6,019,035 A	2/2000	Jonas et al.	
6,276,000 B1	8/2001	Saman et al.	
6,779,438 B1	8/2004	Citrynell et al.	
7,229,681 B2 *	6/2007	Boegli	B29C 59/022 101/23
7,237,547 B1	7/2007	Bourgeois	

D585,702 S	2/2009	Borovicka et al.	
D623,351 S *	9/2010	Kirkeby	D27/101
D633,035 S *	2/2011	Heine	D13/103
8,011,030 B2	9/2011	Li	
D647,759 S *	11/2011	Johnson	D7/354
D649,399 S *	11/2011	Johnson	D7/354
D653,802 S *	2/2012	Kaljura	D27/101
D692,612 S *	10/2013	Lowenthal	D13/103
D721,539 S	1/2015	Johnson	
D749,261 S *	2/2016	Chen	D27/162
D754,475 S *	4/2016	Pontano	D7/402
D758,650 S *	6/2016	Wu	D27/101
D768,914 S *	10/2016	Liu	D27/101
D770,676 S *	11/2016	Bennett	D27/101
9,505,167 B2 *	11/2016	Boegli	B31F 1/07
D779,720 S *	2/2017	Hearn	D27/101
D785,234 S *	4/2017	Liu	D27/167
D785,863 S *	5/2017	Harmon	D27/183
D796,112 S *	8/2017	Lafferty	D27/101
D797,369 S *	9/2017	Yamada	D27/101
D799,112 S *	10/2017	Qiu	D27/101
D802,207 S *	11/2017	Bramley	D27/170
D803,475 S *	11/2017	Scheiber	D27/101
D804,090 S *	11/2017	Verleur	D27/101
D804,091 S *	11/2017	Fornarelli	D27/101
2002/0023548 A1	2/2002	Almeida	
2008/0202542 A1 *	8/2008	Hampl	A24D 1/02 131/365

OTHER PUBLICATIONS

“GrillPro 00186 Stainless Steel Smoker Tube”, www.amazon.com/GrillPro-00186-Stainless-Steel-Smoker/dp/N0047XFIKQ/; accessed Jan. 10, 2013.

* cited by examiner




Fig. 1

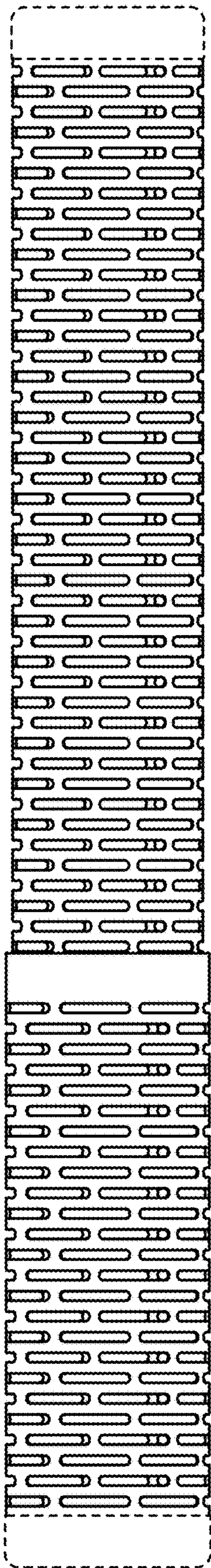


Fig. 2




Fig. 3




Fig. 4



Fig. 5




Fig. 6

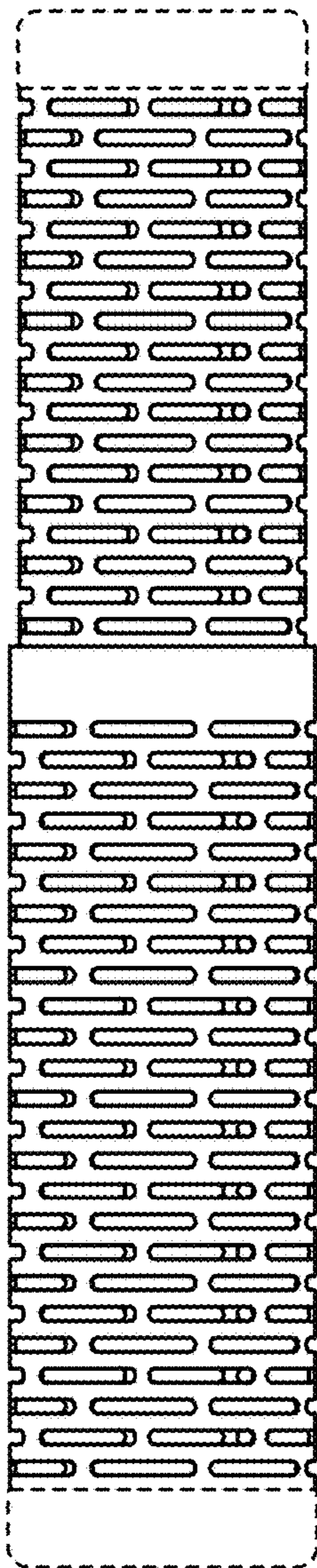


Fig. 7




Fig. 8




Fig. 9




Fig. 10




Fig. 11

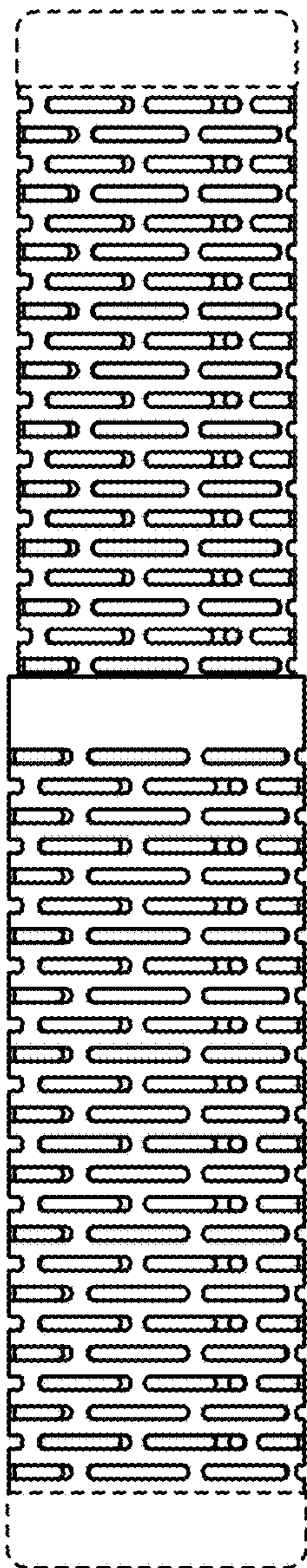


Fig. 12




Fig. 13




Fig. 14



Fig. 15




Fig. 16




Fig. 19



Fig. 20




Fig. 17




Fig. 18