



US00D820026S

(12) **United States Design Patent**  
**Russo Krauss**

(10) **Patent No.:** **US D820,026 S**  
(45) **Date of Patent:** **\*\* Jun. 12, 2018**

- (54) **PIZZA COOKING OVEN**
- (71) Applicant: **Giuseppe Carlo Russo Krauss**, Naples (IT)
- (72) Inventor: **Giuseppe Carlo Russo Krauss**, Naples (IT)
- (\*\*) Term: **15 Years**
- (21) Appl. No.: **29/555,446**
- (22) Filed: **Feb. 22, 2016**
- (30) **Foreign Application Priority Data**  
Aug. 26, 2015 (EM) ..... 002760660
- (51) **LOC (11) Cl.** ..... **07-02**
- (52) **U.S. Cl.**  
USPC ..... **D7/339**
- (58) **Field of Classification Search**  
USPC ..... D7/339, 323, 328–330, 332–337, D7/340–349, 362–363, 387, 390, D7/402–408; D99/29, 31–33, 43  
CPC .... A21B 1/02; A21B 1/04; A21B 1/06; A21B 1/08; A21B 1/10; A21B 1/22; A21B 1/24; A21B 1/26; A21B 1/28; A21B 1/33; A21B 1/40; A21D 13/00; A47J 37/0807; F24B 1/182; F24C 1/00; F24C 3/00; F24C 7/002; F24C 15/34  
See application file for complete search history.

D367,203 S *	2/1996	Sprouls	126/19 R
D377,256 S *	1/1997	Parrish, Jr.	D99/32
D385,681 S *	10/1997	Worden	D99/31
5,884,838 A *	3/1999	Rose	A47G 29/121 116/324
D442,637 S *	5/2001	Dorrell	D19/69
D471,691 S *	3/2003	Ducolon	D99/29
D477,450 S *	7/2003	South	D99/29
D478,702 S *	8/2003	Dregney	D99/29
D521,317 S *	5/2006	Hessen	D7/340
D546,025 S *	7/2007	Lehtimaki	D99/29
7,549,572 B1 *	6/2009	Branan	A47G 29/1209 232/45
D640,499 S *	6/2011	King	D7/348
D650,550 S *	12/2011	Farentinos	D99/43
D650,551 S *	12/2011	Farentinos	D99/43
D650,555 S *	12/2011	Farentinos	D99/43
D652,604 S *	1/2012	Farentinos	D99/43
D652,605 S *	1/2012	Farentinos	D99/43
D653,425 S *	1/2012	Farentinos	D99/43
D688,507 S *	8/2013	Hill	D7/323
D755,007 S *	5/2016	Lee	D7/405
D778,110 S *	2/2017	Lee	D7/406

(Continued)

*Primary Examiner* — Caron D Veynar  
*Assistant Examiner* — Mehri F Bajoul  
(74) *Attorney, Agent, or Firm* — Lucas & Mercanti, LLP

(57) **CLAIM**


The pizza cooking oven, substantially as shown and described.

**DESCRIPTION**

FIG. 1 is a perspective view of the oven;  
FIG. 2 is a front view of the oven;  
FIG. 3 is a rear view of the oven;  
FIG. 4 is a right side view thereof;  
FIG. 5 is a left side view thereof;  
FIG. 6 is a bottom view of the oven; and,  
FIG. 7 is a top view of the oven.

**1 Claim, 7 Drawing Sheets**

- (56) **References Cited**  
U.S. PATENT DOCUMENTS  
3,787,987 A \* 1/1974 Brass ..... G09B 17/00  
434/178  
D236,911 S \* 9/1975 Oyler ..... D7/339  
D261,157 S \* 10/1981 Wolf ..... D21/403  
D280,967 S \* 10/1985 Wrighton ..... D7/339  
D313,106 S \* 12/1990 Hoffman ..... D99/29



(56)

**References Cited**

U.S. PATENT DOCUMENTS

2003/0168507 A1\* 9/2003 Mihaylov ..... A47G 29/1212  
232/45  
2006/0191528 A1\* 8/2006 Spangrud ..... A47J 37/0713  
126/275 R  
2014/0224239 A1\* 8/2014 Pieri ..... B29C 70/30  
126/21 R  
2014/0311355 A1\* 10/2014 Hegarty ..... A21B 1/40  
99/331  
2015/0047512 A1\* 2/2015 Marra ..... A47J 37/0647  
99/339  
2015/0233585 A1\* 8/2015 Creel ..... F24B 1/22  
126/19 R

\* cited by examiner




FIG. 1

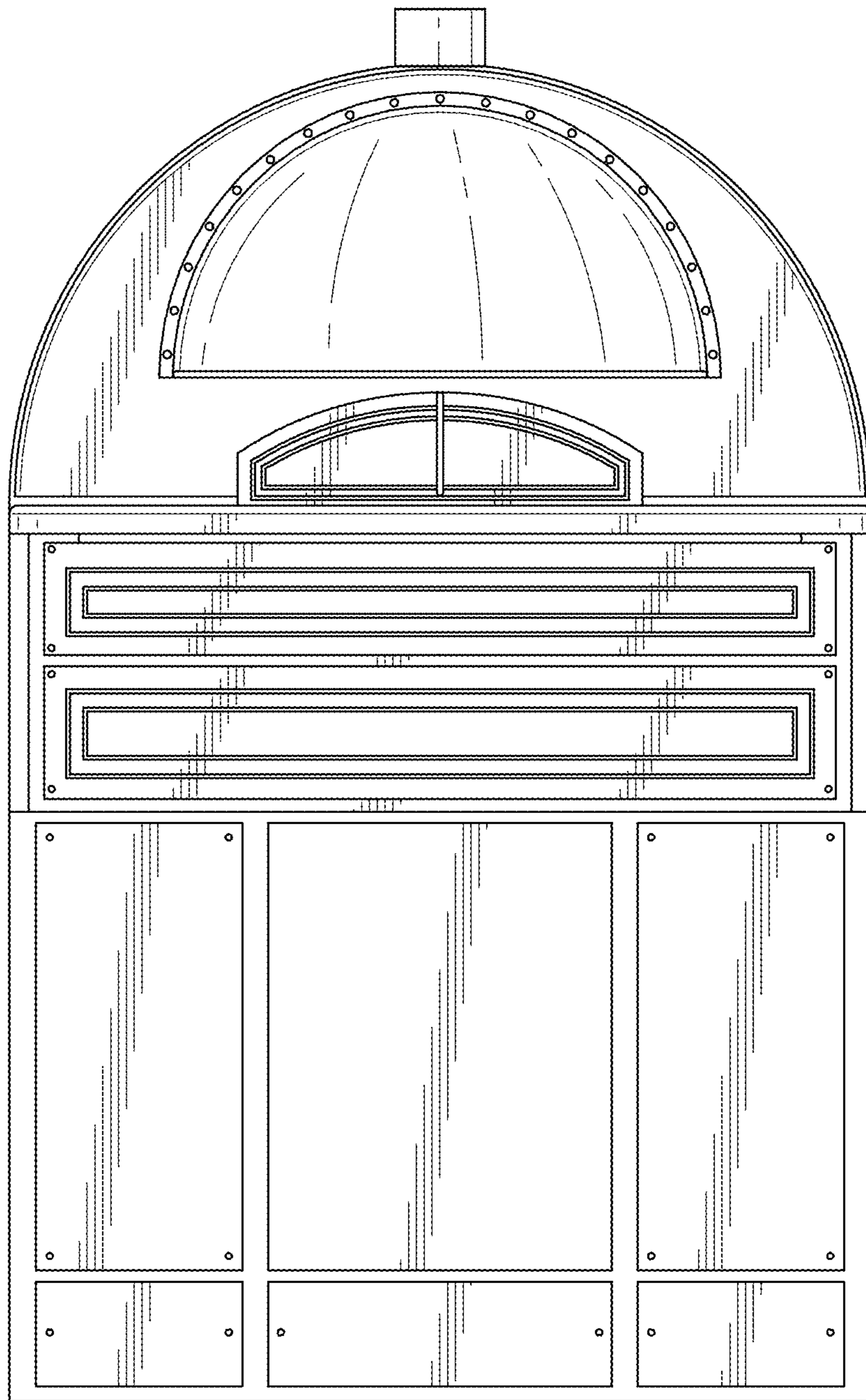


FIG. 2

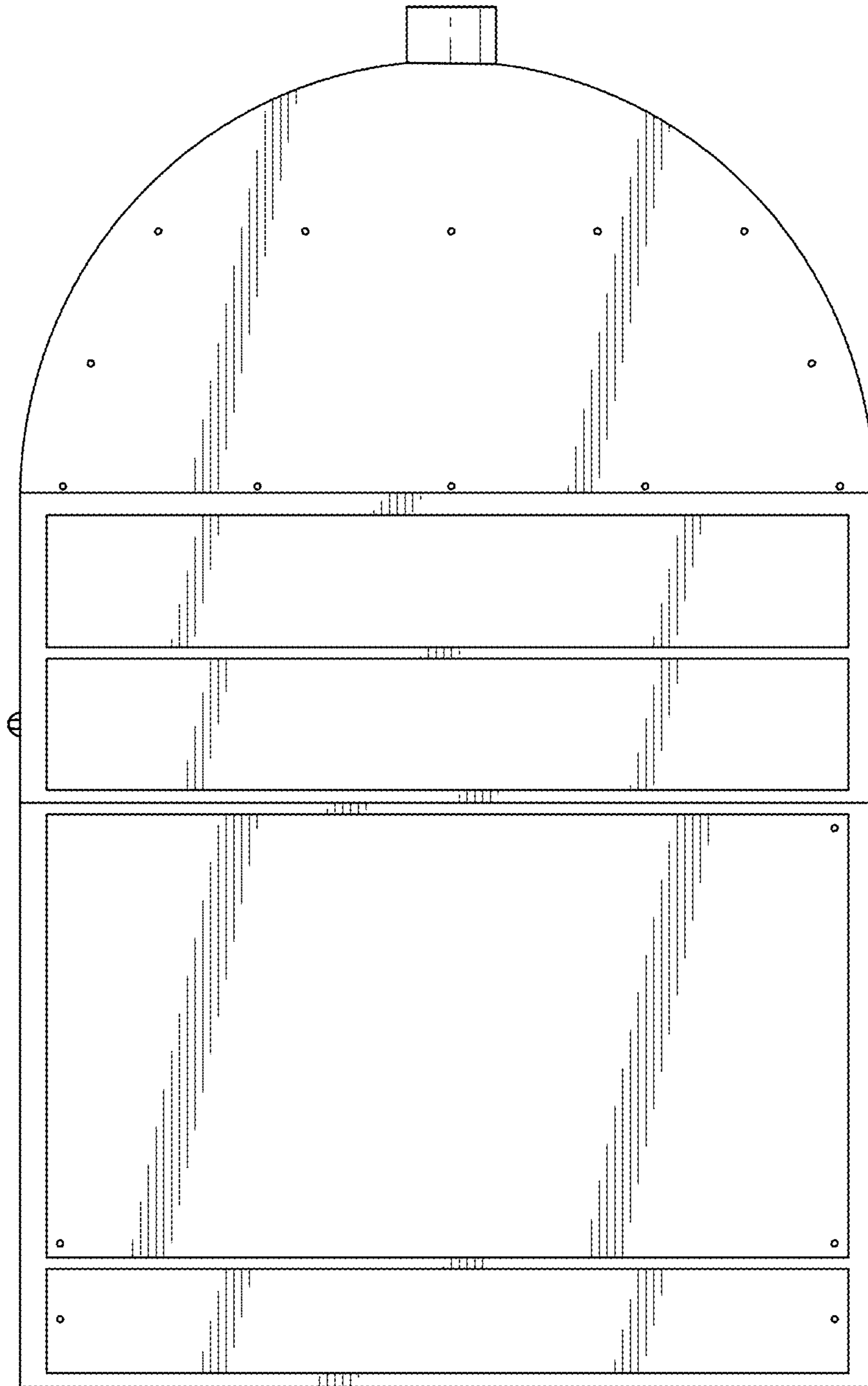


FIG. 3

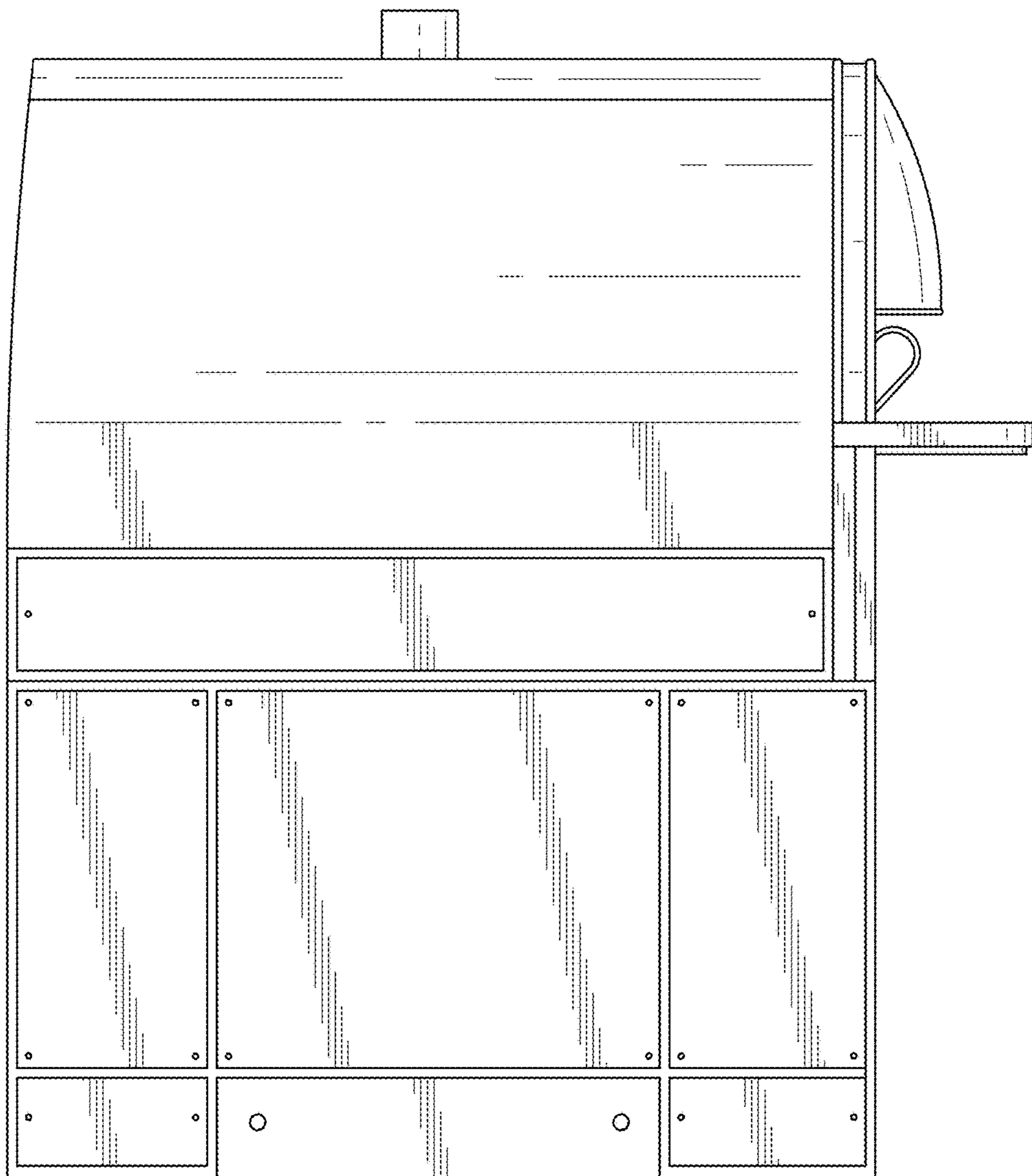


FIG. 4

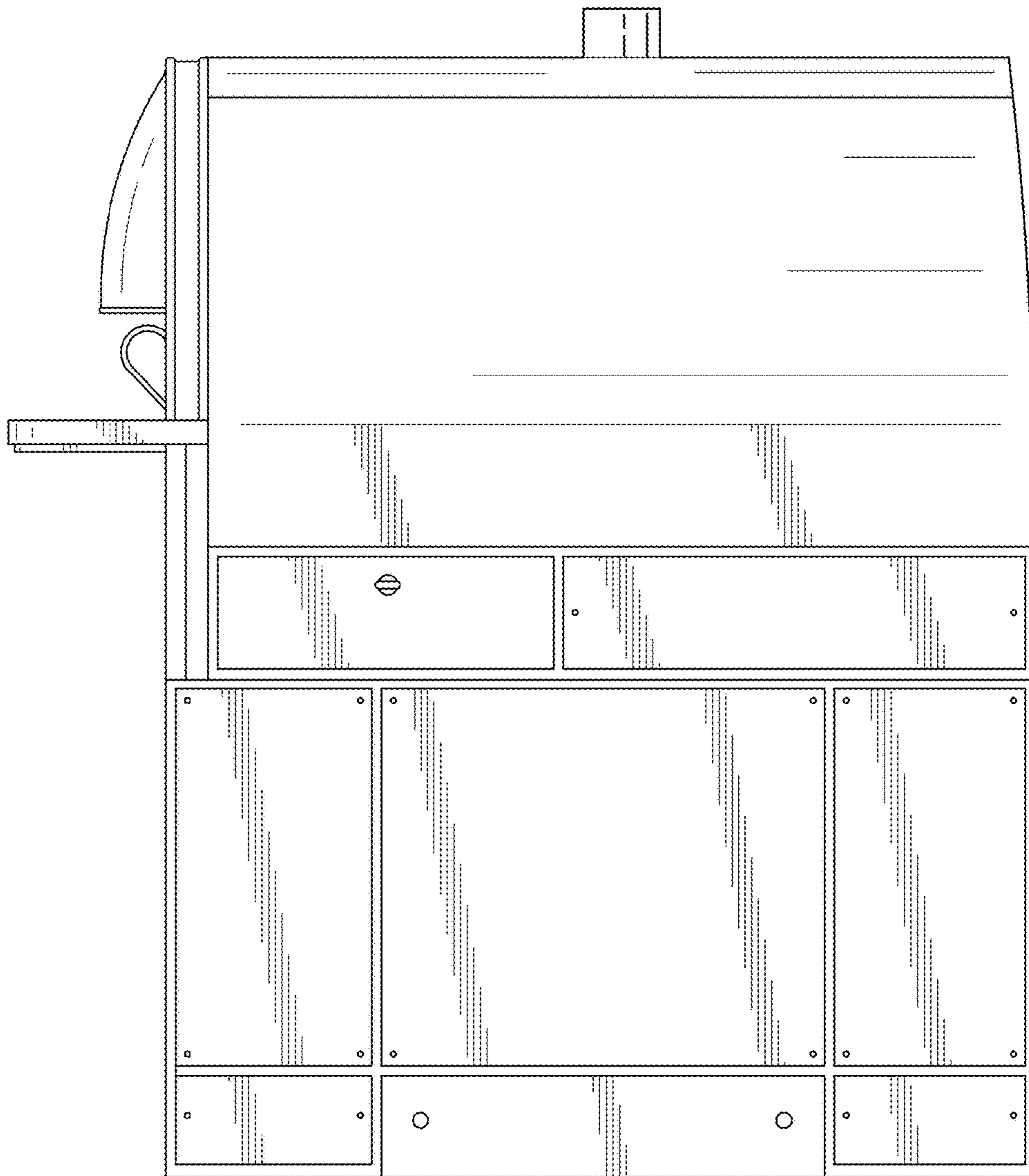


FIG. 5

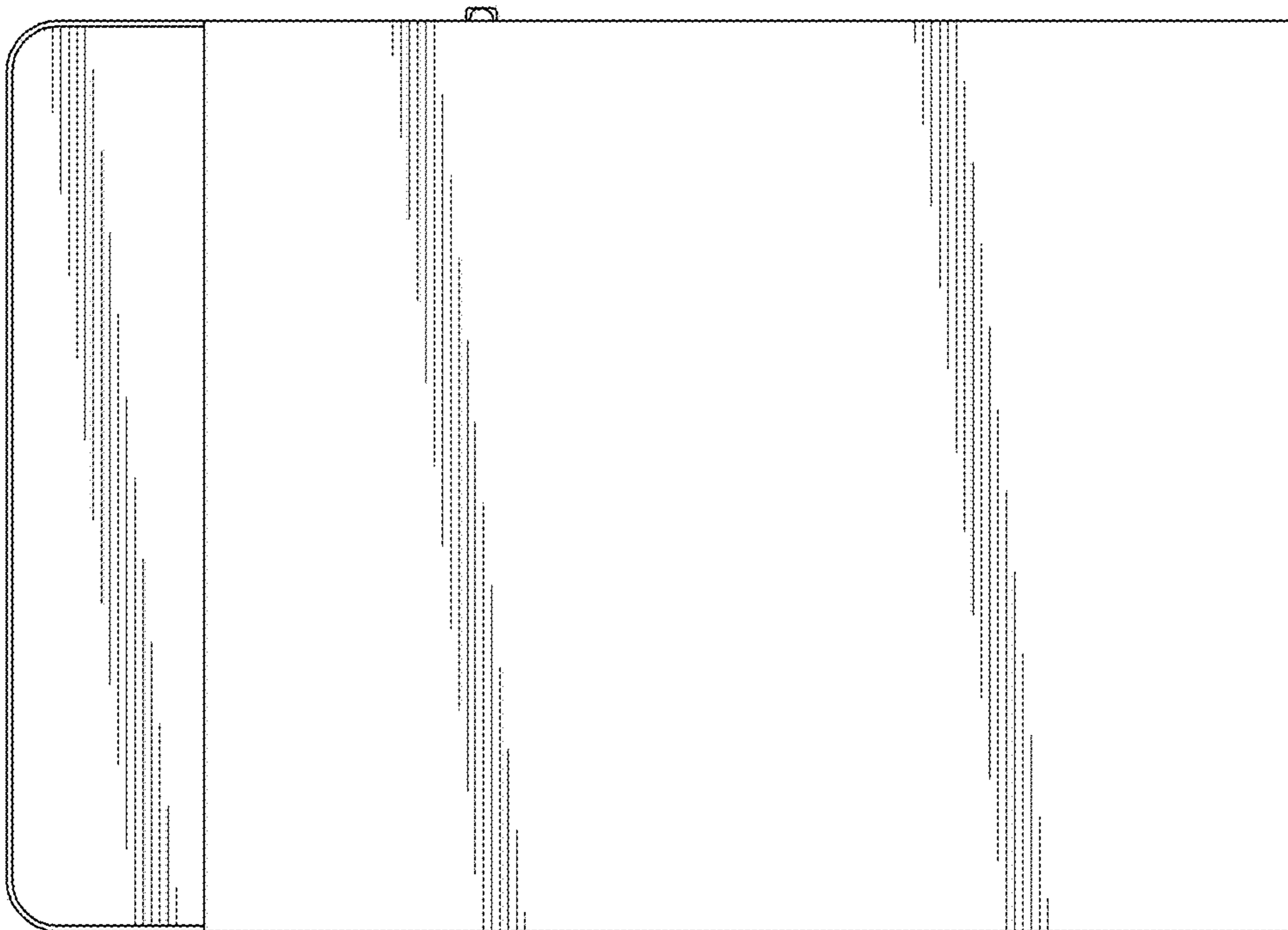


FIG. 6



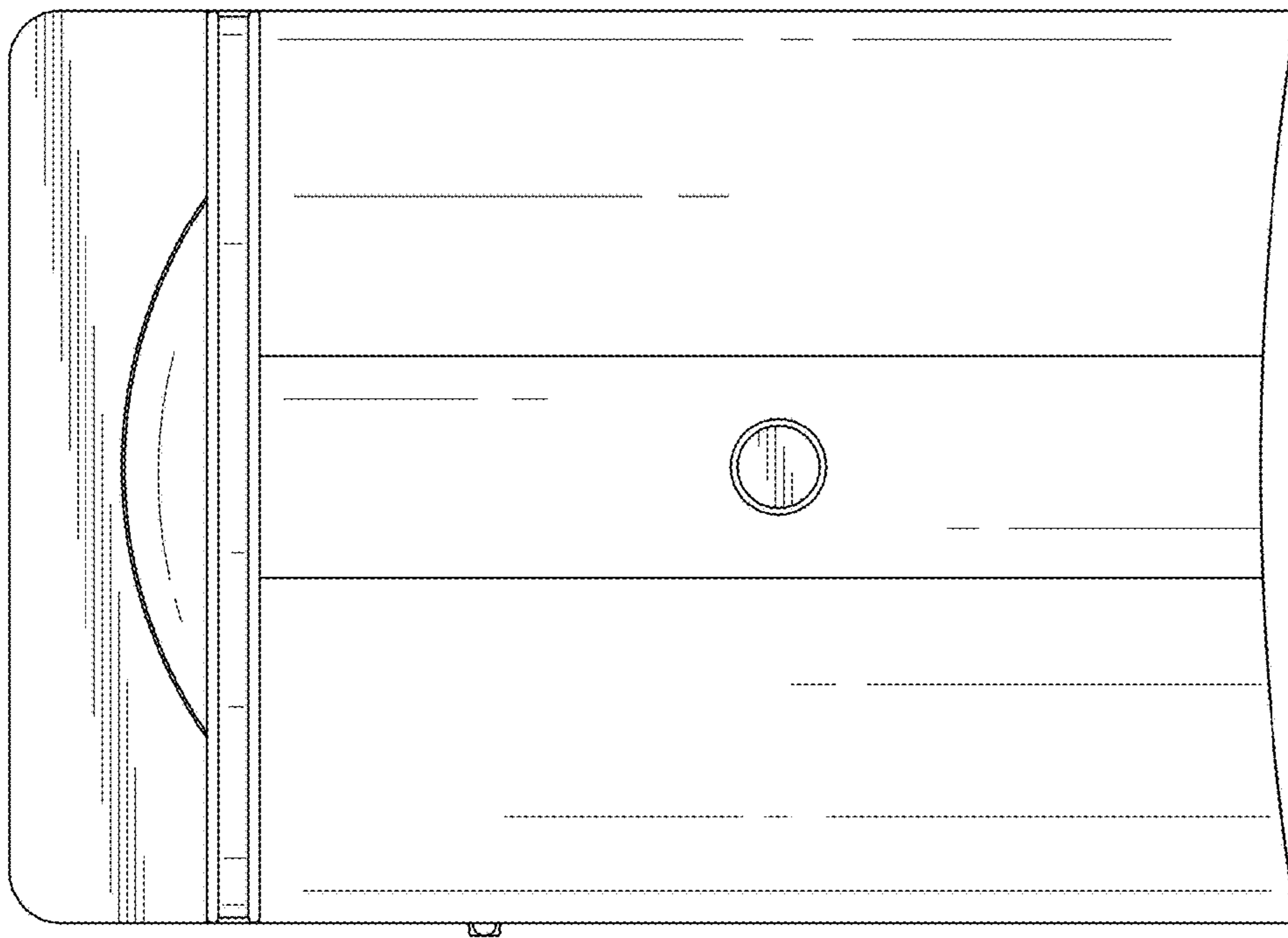


FIG. 7