



US00D820018S

(12) **United States Design Patent**  
**Bellin**

(10) **Patent No.:** **US D820,018 S**  
(45) **Date of Patent:** **\*\* Jun. 12, 2018**

(54) **CHAIR SEAT**

(71) Applicant: **SITLAND S.P.A.**, Nanto (VI) (IT)

(72) Inventor: **Sergio Bellin**, Nanto (IT)

(\*\*) Term: **15 Years**

(21) Appl. No.: **29/599,535**

(22) Filed: **Apr. 4, 2017**

(30) **Foreign Application Priority Data**

Oct. 24, 2016 (EM) ..... 003432137-0002

(51) **LOC (11) Cl.** ..... **06-01**

(52) **U.S. Cl.**  
USPC ..... **D6/716; D6/375**

(58) **Field of Classification Search**  
USPC ..... D6/334-336, 356, 366, 371, 372, 373,  
D6/374, 375, 376, 379, 716, 716.1, 716.2,  
D6/716.3, 716.4  
CPC .... A47C 3/04; A47C 4/02; A47C 4/03; A47C  
3/12; A47C 5/12; A47C 7/16  
See application file for complete search history.

(56) **References Cited**

**U.S. PATENT DOCUMENTS**

D268,880 S \* 5/1983 Palmgren ..... D6/356  
D286,106 S \* 10/1986 Franck ..... D6/372

D405,971 S \* 2/1999 Grimsrud ..... D6/375  
D485,445 S \* 1/2004 De Maina ..... D6/356  
D576,812 S \* 9/2008 Van Severen ..... D6/366  
D654,283 S \* 2/2012 Oliveros ..... D6/375  
D675,836 S \* 2/2013 Szyma ski ..... D6/356  
D737,617 S \* 9/2015 Bellin ..... D6/375  
D775,843 S \* 1/2017 Burmeister ..... D6/356  
D785,958 S \* 5/2017 Iulita ..... D6/356  
D804,231 S \* 12/2017 Koh ..... D6/716

\* cited by examiner

*Primary Examiner* — Mimosa De

(74) *Attorney, Agent, or Firm* — Thermis Law

(57) **CLAIM**

The ornamental design for a chair seat, as shown and described.

**DESCRIPTION**

FIG. 1 is a front perspective view of a chair seat showing my new design;  
FIG. 2 is a rear perspective view thereof;  
FIG. 3 is a front elevational view thereof;  
FIG. 4 is a rear elevational view thereof  
FIG. 5 is a left side elevational view thereof, the right side elevational view being the mirror image;  
FIG. 6 is a top plan view thereof; and,  
FIG. 7 is a bottom plan view thereof.

**1 Claim, 7 Drawing Sheets**







FIG. 1



FIG. 2



FIG. 3




FIG. 4

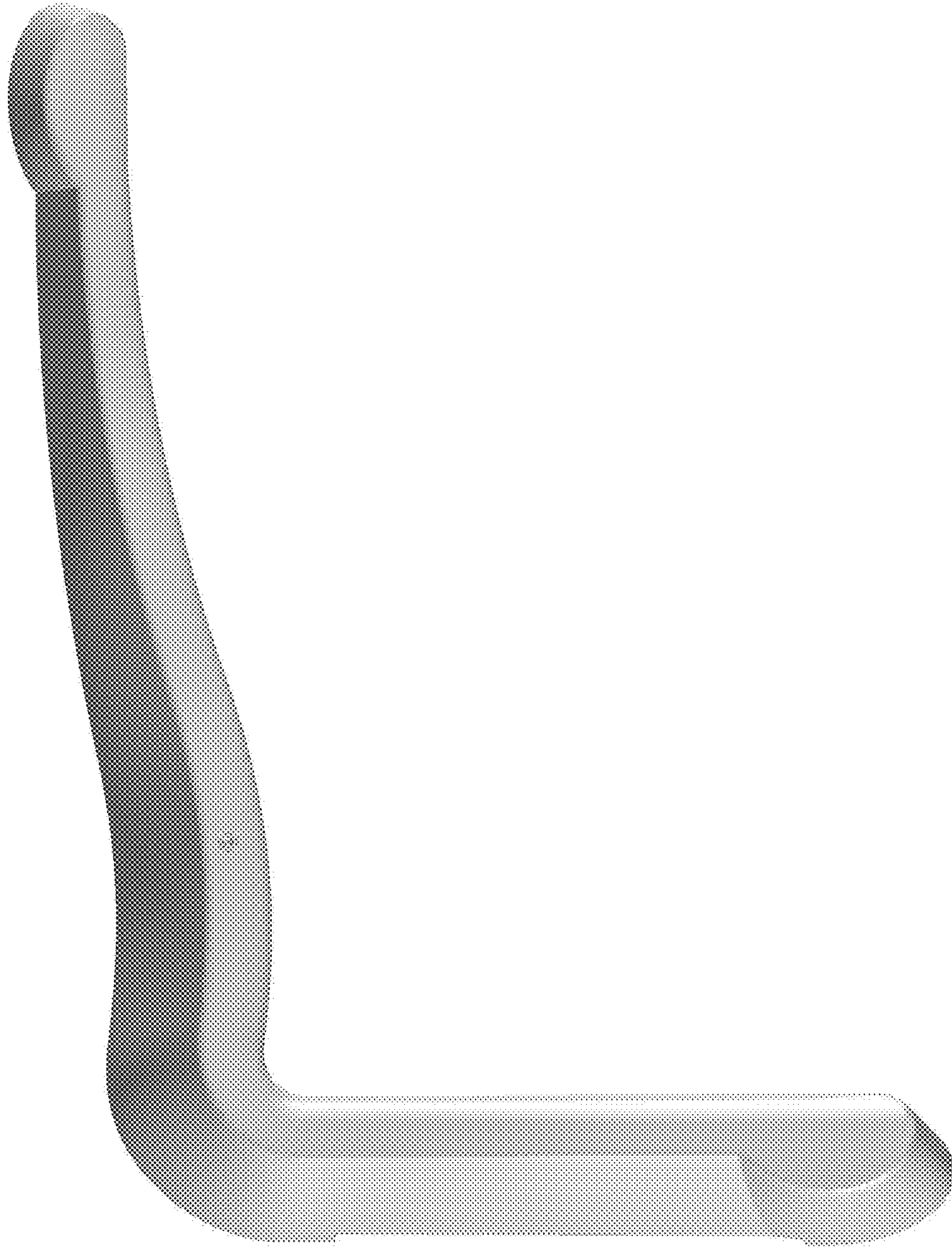


FIG. 5



FIG. 6




FIG. 7