



US00D81995S

(12) **United States Design Patent**  
**Woller**

(10) **Patent No.:** **US D819,995 S**  
(45) **Date of Patent:** **\*\* Jun. 12, 2018**

(54) **CHAIR**

(71) Applicant: **himolla Polstermöbel GmbH,**  
Taufkirchen/Vils (DE)  
(72) Inventor: **Andreas Woller,** Taufkirchen/Vils (DE)  
(73) Assignee: **himolla Polstermöbel GmbH,**  
Taufkirchen/Vils (DE)

(\*\*) Term: **15 Years**

(21) Appl. No.: **29/559,711**

(22) Filed: **Mar. 30, 2016**

(30) **Foreign Application Priority Data**

Sep. 30, 2015 (DE) ..... 40 2015 001 590

(51) **LOC (11) Cl.** ..... **06-01**

(52) **U.S. Cl.**  
USPC ..... **D6/366; D6/716**

(58) **Field of Classification Search**  
USPC ..... D6/334-336, 360-381, 388, 716,  
D6/716.1-716.4

CPC .... A47C 1/00; A47C 4/02; A47C 4/03; A47C  
4/04; A47C 7/021; A47C 7/18

See application file for complete search history.

(56) **References Cited**

**U.S. PATENT DOCUMENTS**

D155,624 S	10/1949	Pahimann	
D190,904 S	7/1961	Kasparian	
D210,660 S	4/1968	Guidice	
3,700,282 A	10/1972	Rowland	
3,817,573 A	6/1974	Facury	
D241,791 S *	10/1976	Tillberg	D6/366
D364,283 S *	11/1995	Zaidman	D6/365
D369,489 S *	5/1996	McDiarmid	D6/366
5,630,644 A	5/1997	LaPointe	
D401,078 S	11/1998	Relling	

D414,631 S *	10/1999	Zaidman	D6/365
D414,965 S *	10/1999	Zaidman	D6/365
D415,638 S *	10/1999	Zaidman	D6/365
D417,982 S *	12/1999	Zaidman	D6/365
D459,599 S *	7/2002	Zaidman	D6/365
D467,442 S *	12/2002	Zaidman	D6/366
D467,746 S *	12/2002	Zaidman	D6/365
D467,747 S *	12/2002	Zaidman	D6/365
D468,120 S *	1/2003	Zaidman	D6/365
D481,231 S *	10/2003	True	D6/366
D487,987 S *	4/2004	Wu	D6/366
D494,788 S *	8/2004	True	D6/366
D508,351 S *	8/2005	True	D6/365
D510,215 S *	10/2005	True	D6/365
D531,421 S *	11/2006	Egger	D6/365

(Continued)

**OTHER PUBLICATIONS**

Duo Collection dated Dec. 19, 2014.

(Continued)

*Primary Examiner* — David Muller

*Assistant Examiner* — Nathan Johnston

(74) *Attorney, Agent, or Firm* — Knobbe, Martens, Olson & Bear LLP

(57) **CLAIM**

The ornamental design for a chair, as shown and described.

**DESCRIPTION**

FIG. 1 is a front view of a chair showing my new design;

FIG. 2 is a rear elevation view thereof;

FIG. 3 is a left side elevation view thereof;

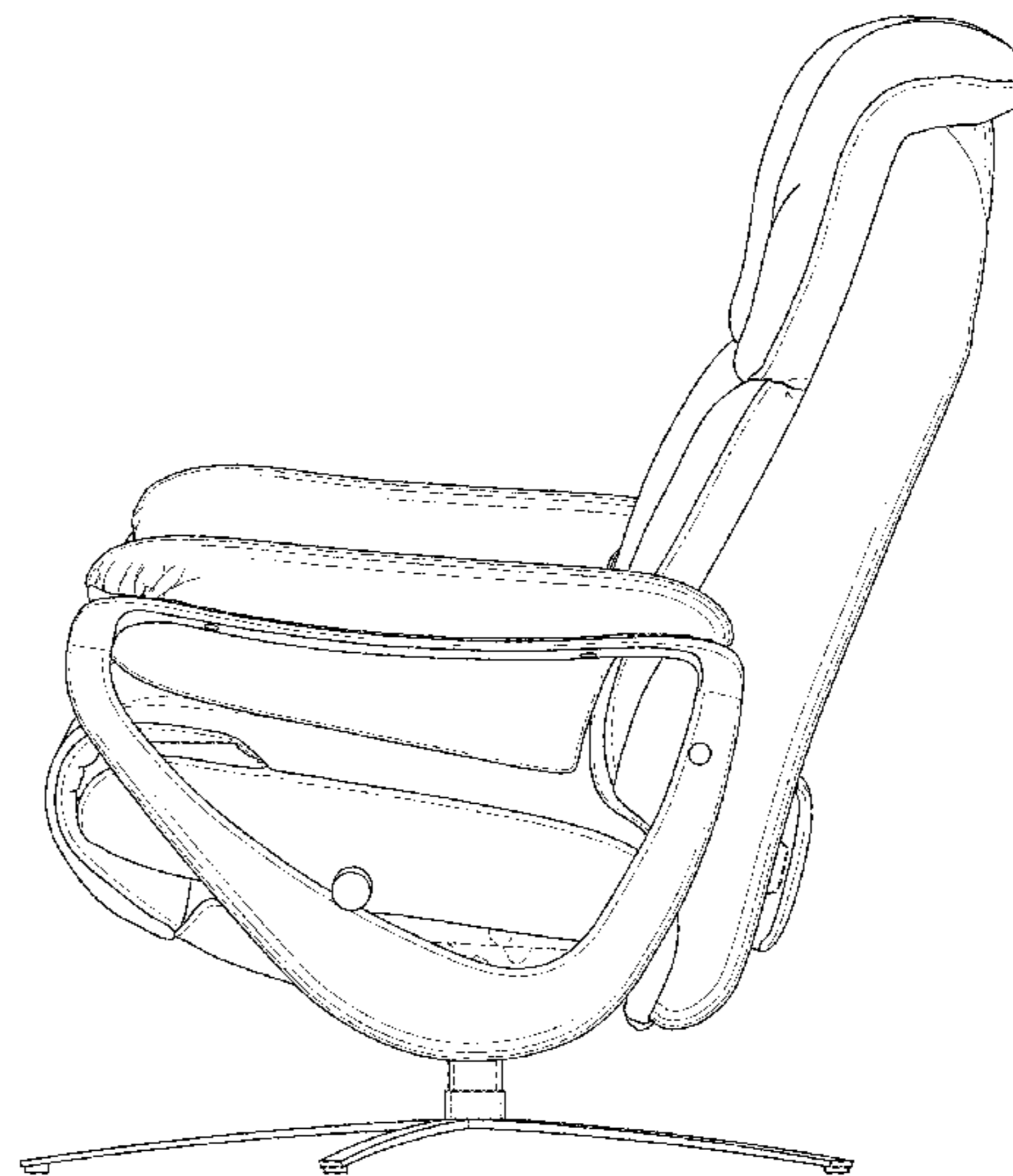
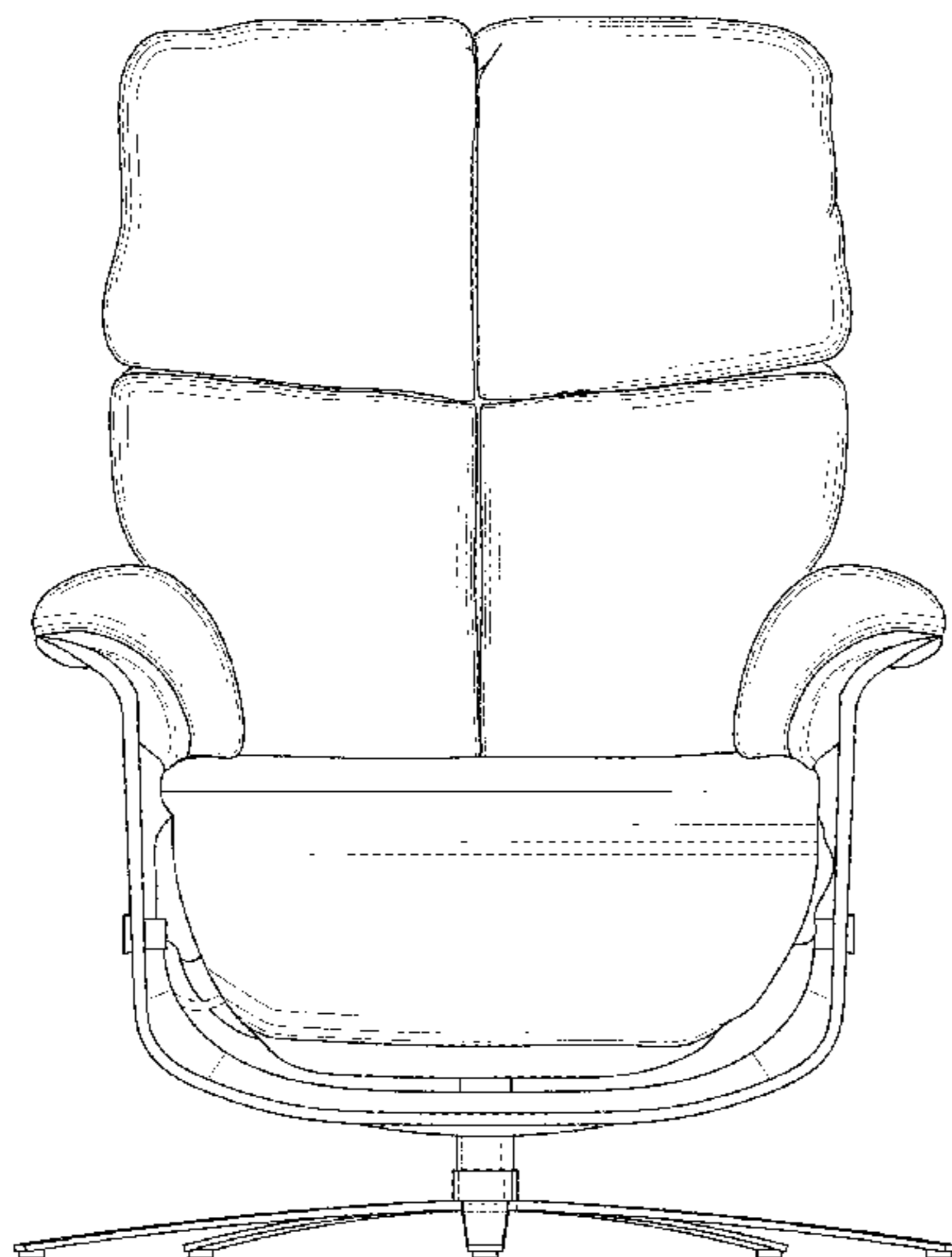
FIG. 4 is a right side elevation view thereof;

FIG. 5 is a top plan view thereof; and,

FIG. 6 is a bottom plan view thereof.

The broken lines where utilized are included to show unclaimed subject matter and form no part of the claimed design.

**1 Claim, 6 Drawing Sheets**



(56)

References Cited

U.S. PATENT DOCUMENTS

D532,227 S \* 11/2006 Smith ..... D6/366  
 D536,200 S \* 2/2007 Vong ..... D6/366  
 D536,555 S \* 2/2007 Egger ..... D6/366  
 D537,660 S \* 3/2007 True ..... D6/366  
 D538,558 S \* 3/2007 Egger ..... D6/366  
 D538,559 S \* 3/2007 Egger ..... D6/366  
 D540,073 S \* 4/2007 McDiarmid ..... D6/366  
 D542,557 S 5/2007 Lade  
 D542,574 S \* 5/2007 Johnson ..... D6/365  
 D543,399 S \* 5/2007 Johnson ..... D6/716  
 D545,583 S \* 7/2007 Huang ..... D6/366  
 D547,563 S 7/2007 Lade  
 D566,437 S \* 4/2008 Egger ..... D6/366  
 D572,924 S \* 7/2008 Huang ..... D6/366  
 D601,359 S \* 10/2009 Wold ..... D6/365  
 D630,450 S 1/2011 Wold  
 D633,312 S 3/2011 Wold  
 D633,726 S 3/2011 Wold  
 D633,727 S 3/2011 Wold  
 D657,580 S \* 4/2012 Zhou ..... D6/366  
 D657,982 S \* 4/2012 Ping ..... D6/365

D661,133 S \* 6/2012 Ping ..... D6/365  
 D661,522 S \* 6/2012 Ping ..... D6/365  
 D679,512 S 4/2013 Lade  
 D679,919 S 4/2013 Lade  
 D680,348 S 4/2013 Lade  
 D680,772 S 4/2013 Lade  
 D681,353 S 5/2013 Lade  
 D681,364 S 5/2013 Lade  
 D681,365 S 5/2013 Lade  
 8,721,000 B2 5/2014 Nguyen  
 D751,312 S \* 3/2016 Parker ..... D6/366  
 D766,003 S \* 9/2016 Parker ..... D6/365  
 D769,634 S \* 10/2016 Mezzera ..... D6/366  
 D793,111 S \* 8/2017 Woller ..... D6/366

OTHER PUBLICATIONS

Duo Collection dated Sep. 6, 2013.  
 Duo Collection dated Feb. 17, 2014.  
 Ekornes dated Apr. 25, 2014.  
 Conform dated 2014 (green).  
 Conform dated 2014 (gray).

\* cited by examiner

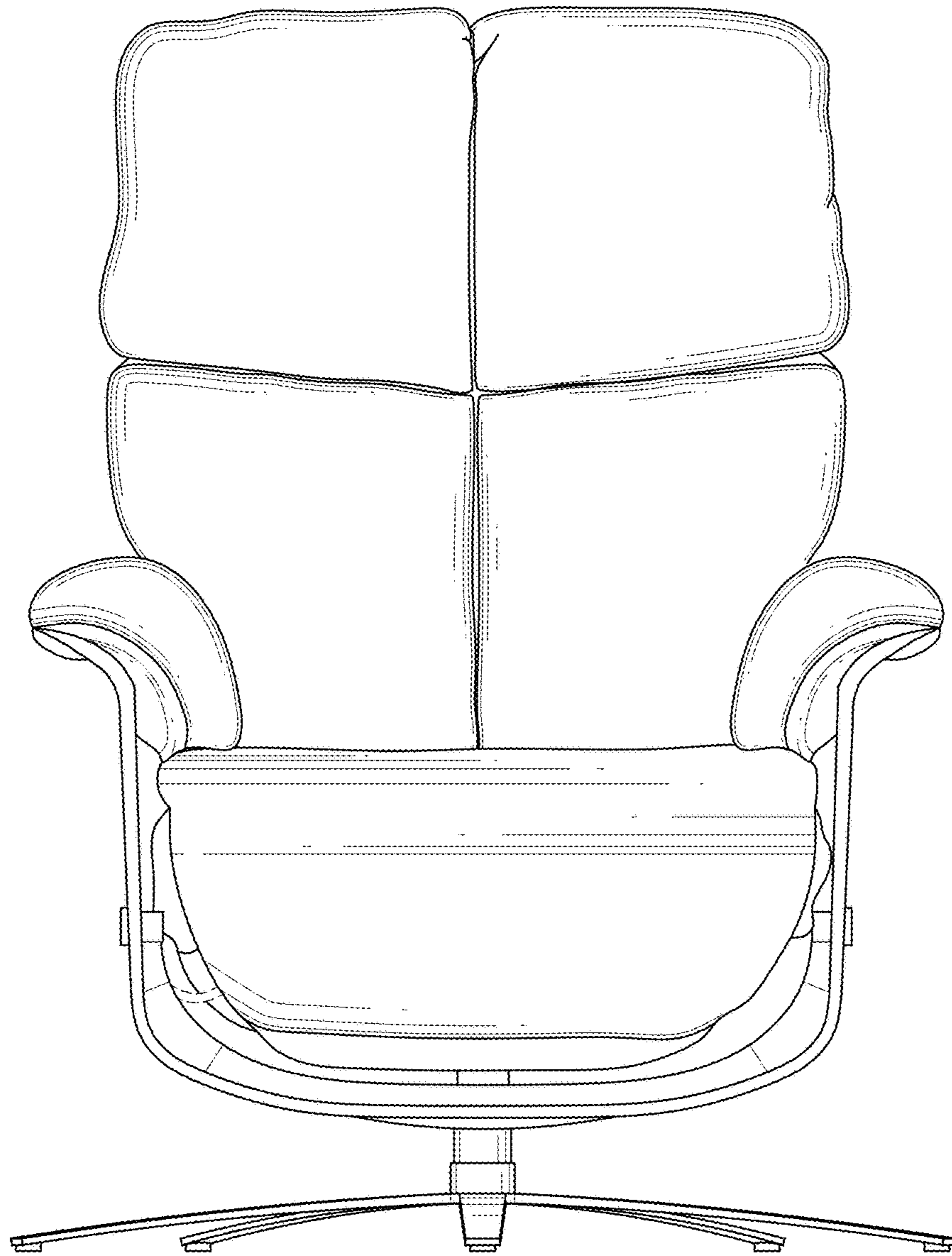


FIG. 1

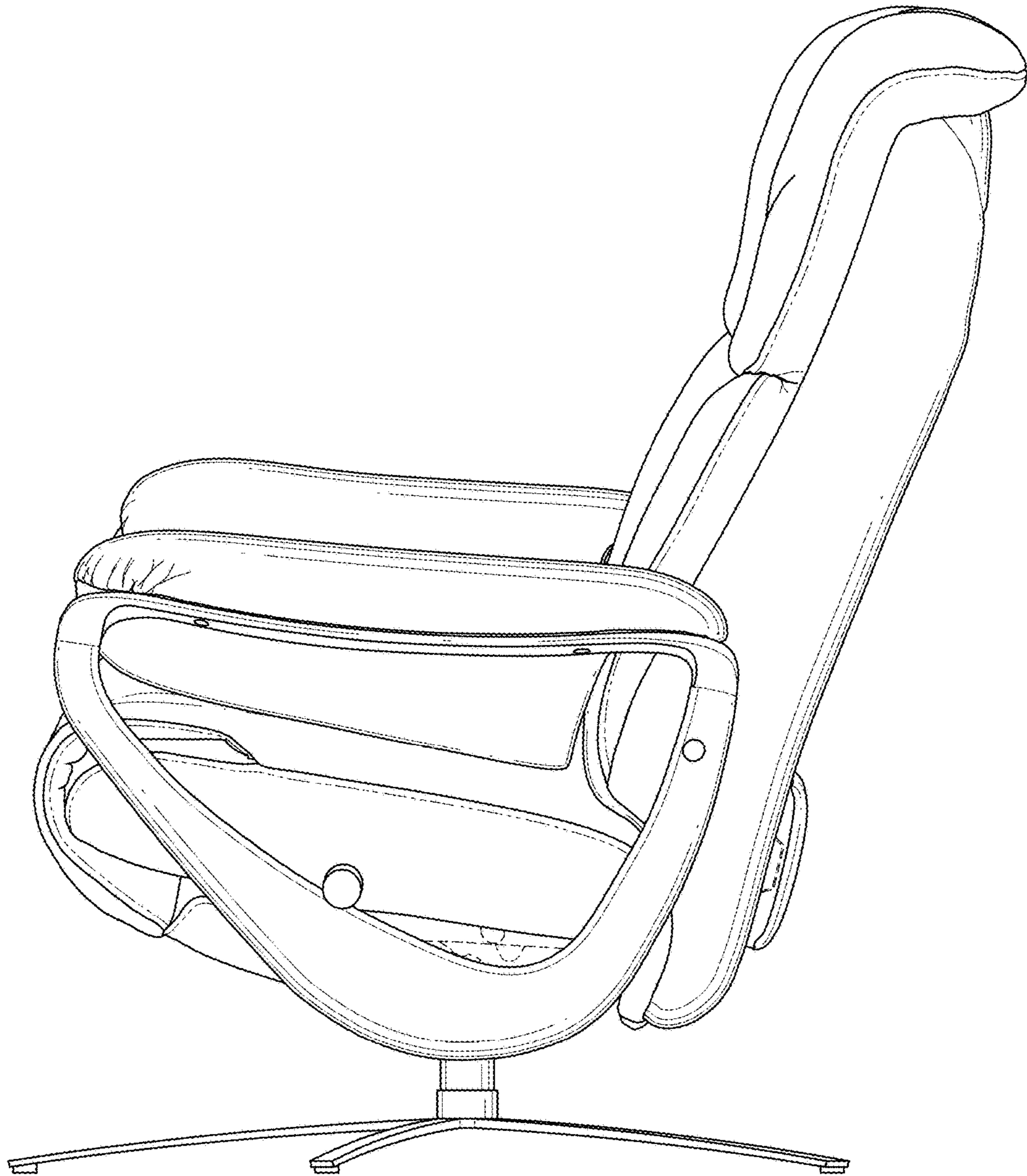


FIG. 2



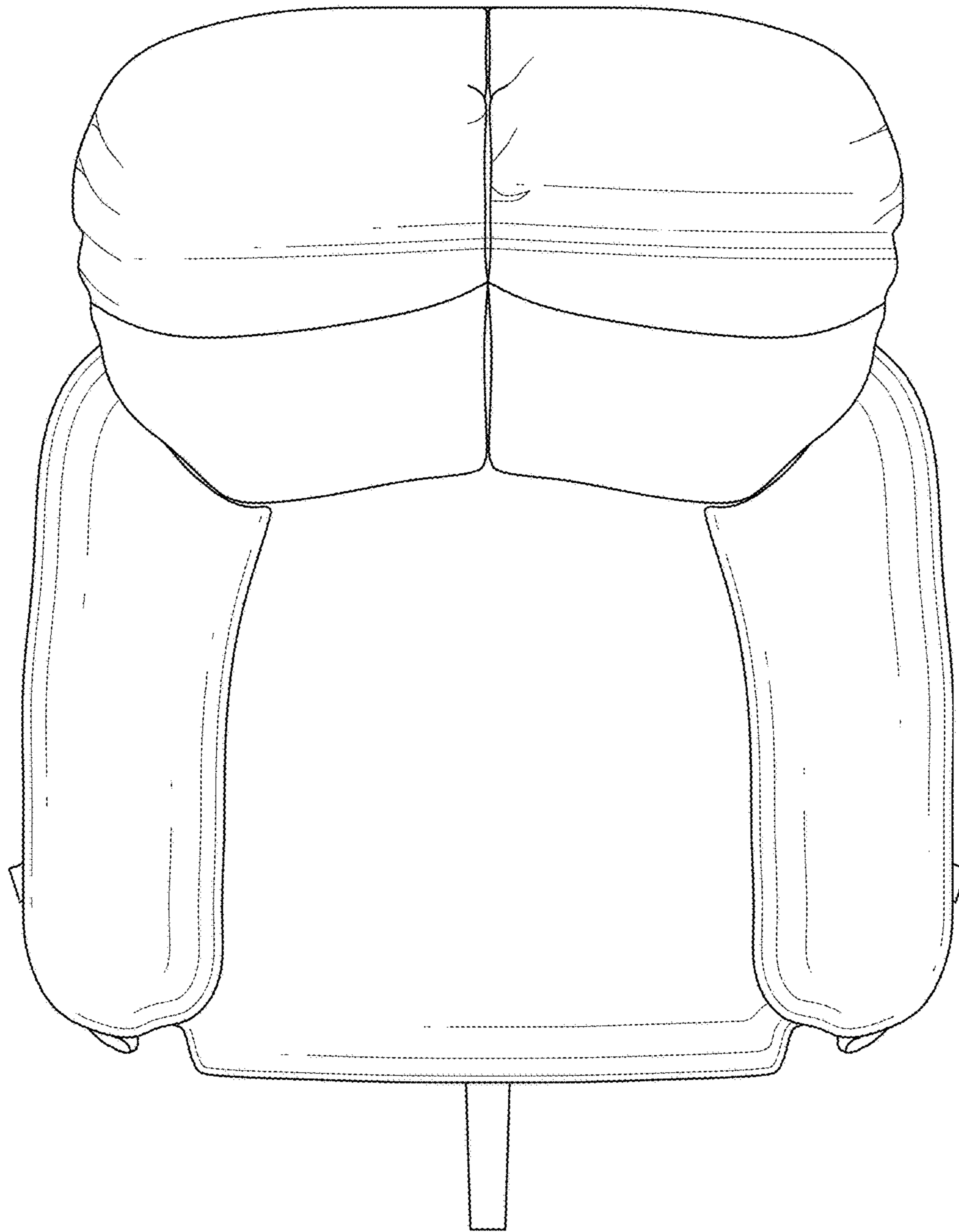


FIG. 3

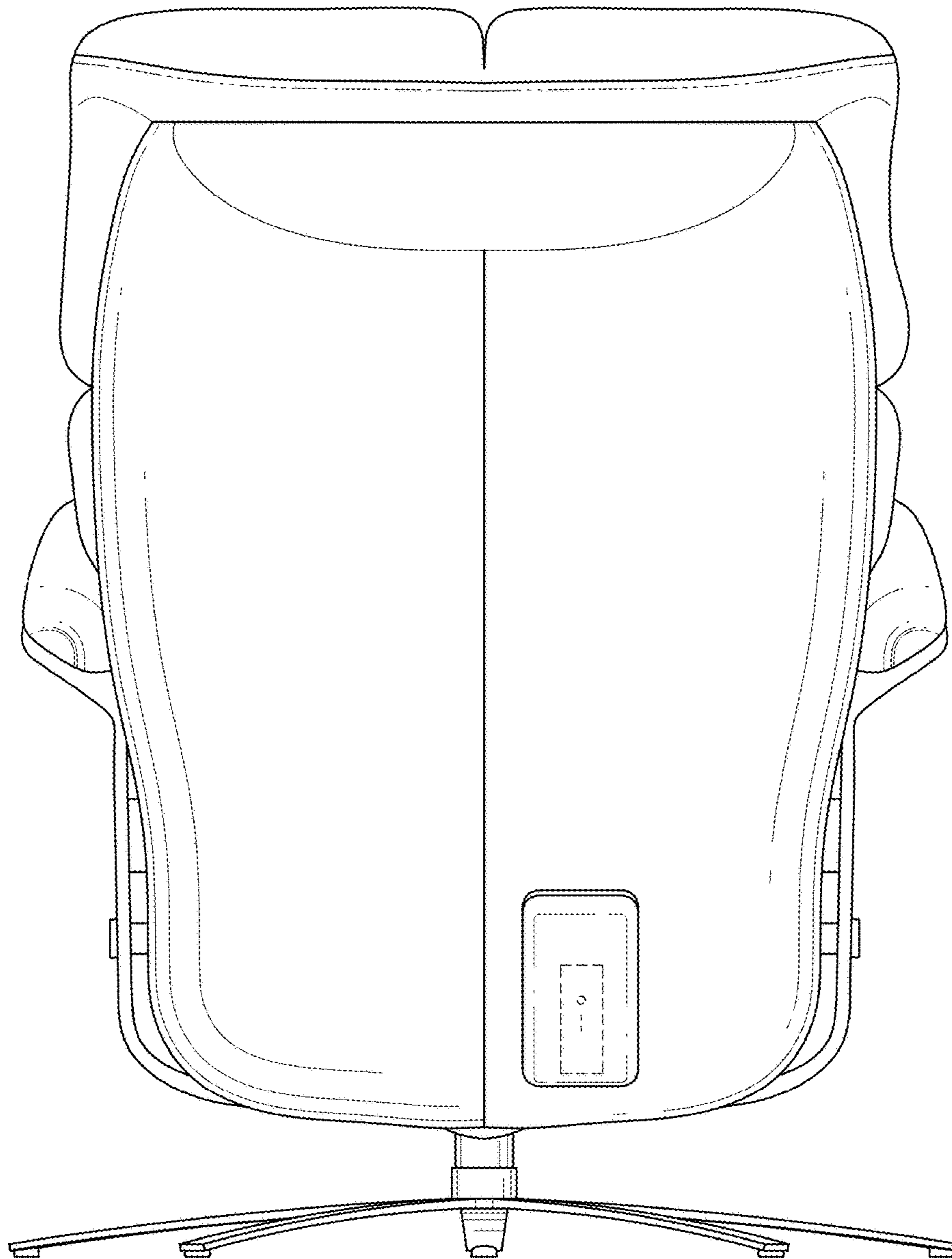


FIG. 4

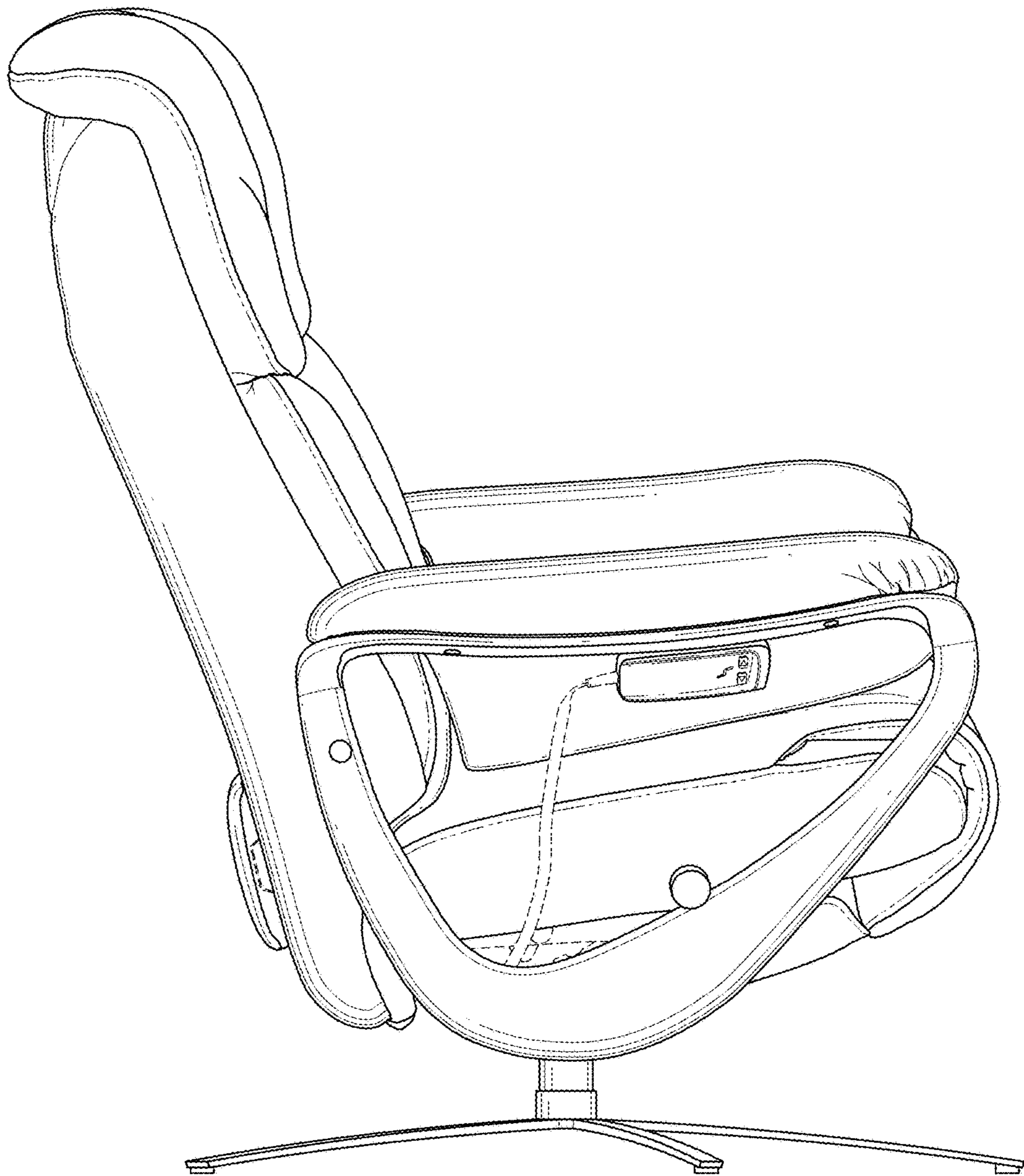


FIG. 5

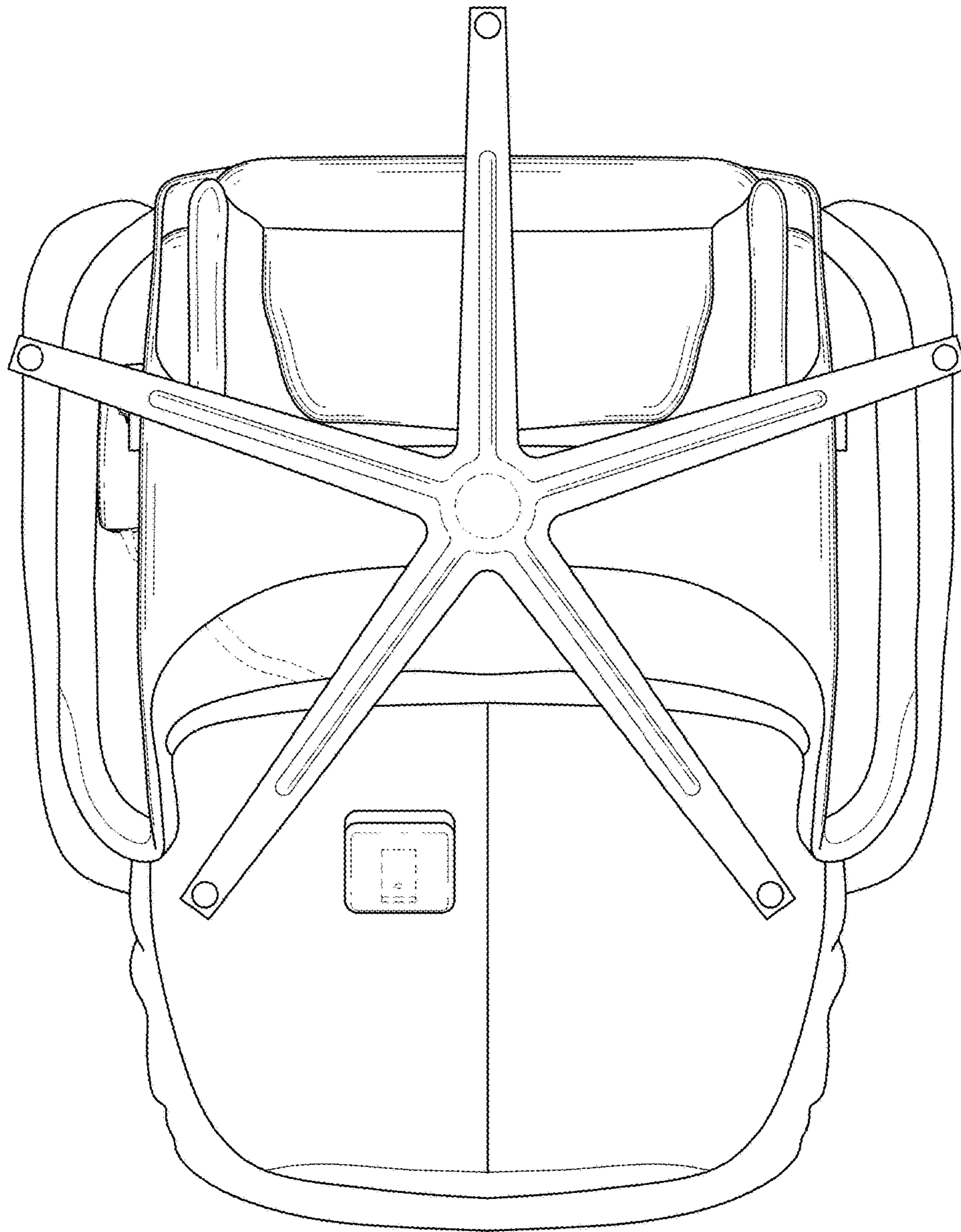


FIG. 6