



US00D819986S

(12) **United States Design Patent** (10) **Patent No.:** **US D819,986 S**
Longenecker et al. (45) **Date of Patent:** **** Jun. 12, 2018**

- (54) **REMOVABLE CALF SUPPORT FOR A CHILD SAFETY SEAT**
- (71) Applicant: **ARTSANA USA, INC.**, Lancaster, PA (US)
- (72) Inventors: **Michael L. Longenecker**, Lancaster, PA (US); **Dawn Joyce Longenecker**, Lancaster, PA (US)
- (73) Assignee: **ARTSANA USA, INC.**, Lancaster, PA (US)
- (**) Term: **15 Years**
- (21) Appl. No.: **29/618,477**
- (22) Filed: **Sep. 21, 2017**

Related U.S. Application Data

- (63) Continuation-in-part of application No. 14/876,599, filed on Oct. 6, 2015, now abandoned.
- (51) **LOC (11) Cl.** **06-01**
- (52) **U.S. Cl.**
USPC **D6/333**
- (58) **Field of Classification Search**
USPC D6/367-368, 379, 691, 361, 360, D6/334-335, 363-365, 716.1-716.7; 297/423.1, 423.41, 423.39, 423.43, 297/423.16, 423.22, 423.23, 423.28; 280/304.1; 601/28-30, 33-35, 56, 158, 601/98, 104
CPC A47C 20/00; A47C 20/02; A47C 20/04; A47C 1/024; A47C 1/022; A47C 1/023; A47C 1/031; A47C 1/034; A47C 7/50; A47C 7/503; A47C 7/52; A47C 7/506
See application file for complete search history.

- (56) **References Cited**
U.S. PATENT DOCUMENTS
- 1,836,302 A 12/1931 Bloomfield
- 2,308,315 A 1/1943 Smith
- 3,167,351 A 1/1965 Butler
- 3,580,633 A 5/1971 Du Priest
- D305,965 S * 2/1990 Mulhauser D6/349
- D307,370 S 4/1990 Bailey et al.
- D312,735 S * 12/1990 Hoffmann D6/335
- 5,104,134 A 4/1992 Cone
- 5,228,745 A 7/1993 Hazel
- D341,969 S 12/1993 Hazelton
- 5,294,166 A 3/1994 Shapland
- 5,449,221 A 9/1995 Stander
- 5,472,260 A 12/1995 Czapski et al.
- 5,505,519 A 4/1996 Natt
- D423,081 S * 4/2000 Niermeyer D23/209
- D428,720 S 8/2000 Rutherford
- 6,237,996 B1 5/2001 Chen et al.
- 6,264,278 B1 7/2001 Weimer et al.
- 6,511,125 B1 1/2003 Gendron

(Continued)


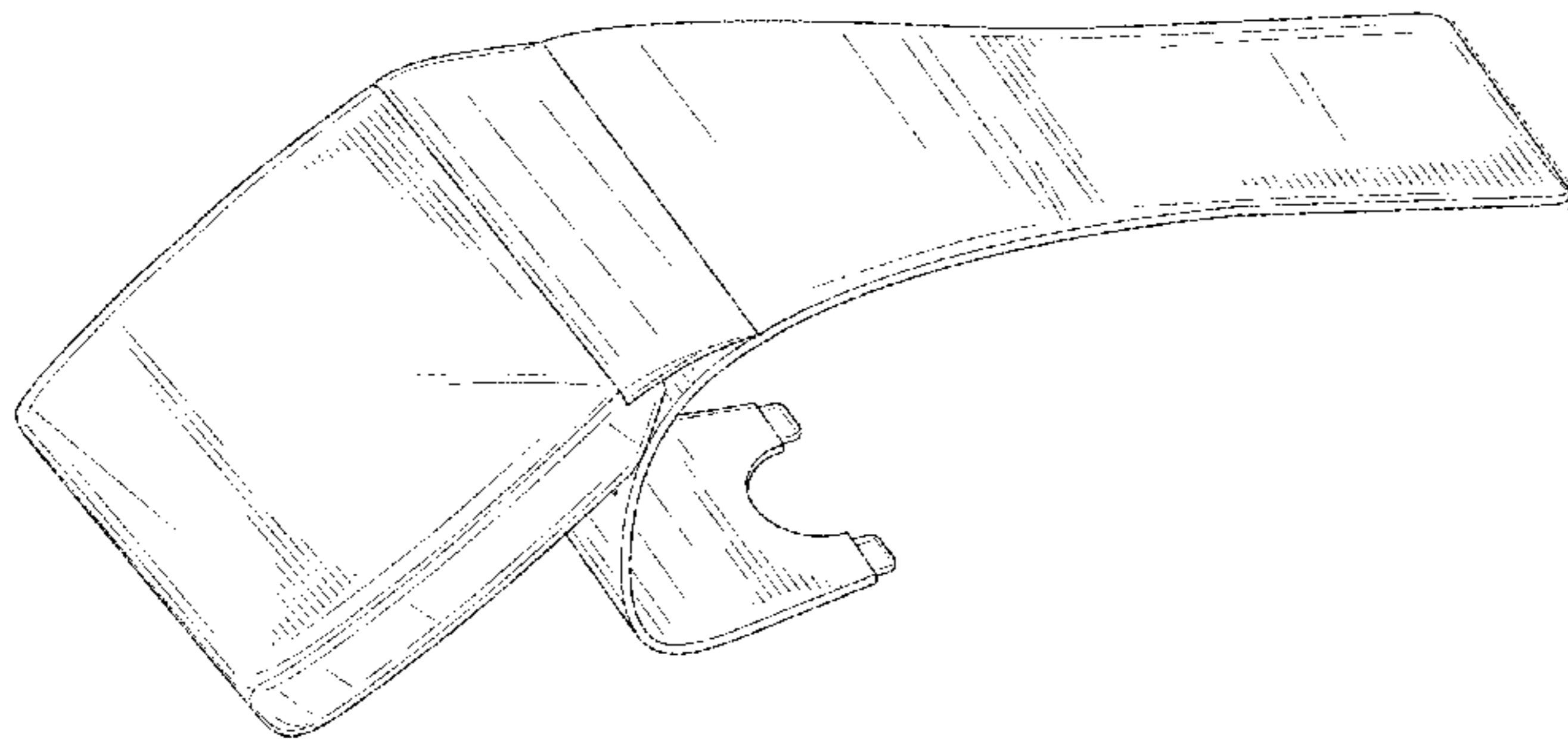
Primary Examiner — Abraham Bahta
(74) *Attorney, Agent, or Firm* — Patent Law Associates

(57) **CLAIM**
The ornamental design for a removable calf support for a child safety seat, as shown and described.

DESCRIPTION

FIG. 1 is front perspective view of the removable calf support for a child safety seat, wherein the calf support is detached and removed from the safety seat;
FIG. 2 is a top view thereof;
FIG. 3 is a bottom view thereof;
FIG. 4 is a left side view thereof;
FIG. 5 is a right side view thereof;
FIG. 6 is a front view thereof;
FIG. 7 is rear view thereof; and,
FIG. 8 is a front view thereof; wherein the removable calf support is positioned in a child safety seat.

1 Claim, 8 Drawing Sheets



(56)

References Cited

U.S. PATENT DOCUMENTS

D471,372	S *	3/2003	Inada	D6/367
6,561,588	B1	5/2003	Brady	
6,702,379	B2	3/2004	Kain	
6,786,546	B2	9/2004	McConnell et al.	
D502,607	S *	3/2005	Miyake	D6/335
6,860,557	B2	3/2005	Jonasson	
6,988,773	B2	1/2006	McMakin	
D550,992	S *	9/2007	LaBianco	D6/716
7,464,990	B2	12/2008	Collias	
7,806,471	B2	10/2010	Nishimoto	
7,967,387	B2	6/2011	Langhorn	
8,061,773	B2	11/2011	Collias	
D670,091	S *	11/2012	Clark	D6/349
D782,050	S	3/2017	Westdyk	
2003/0205921	A1	11/2003	McConnell et al.	
2004/0036331	A1	2/2004	Jonasson	
2006/0208547	A1	9/2006	Pollack	
2008/0093900	A1	4/2008	Gold et al.	
2008/0179926	A1	7/2008	Kushner	
2008/0315643	A1	12/2008	Beroth et al.	
2011/0140490	A1	6/2011	Swanson	
2014/0368006	A1	12/2014	Taylor et al.	
2015/0336487	A1	11/2015	Blackledge et al.	

* cited by examiner

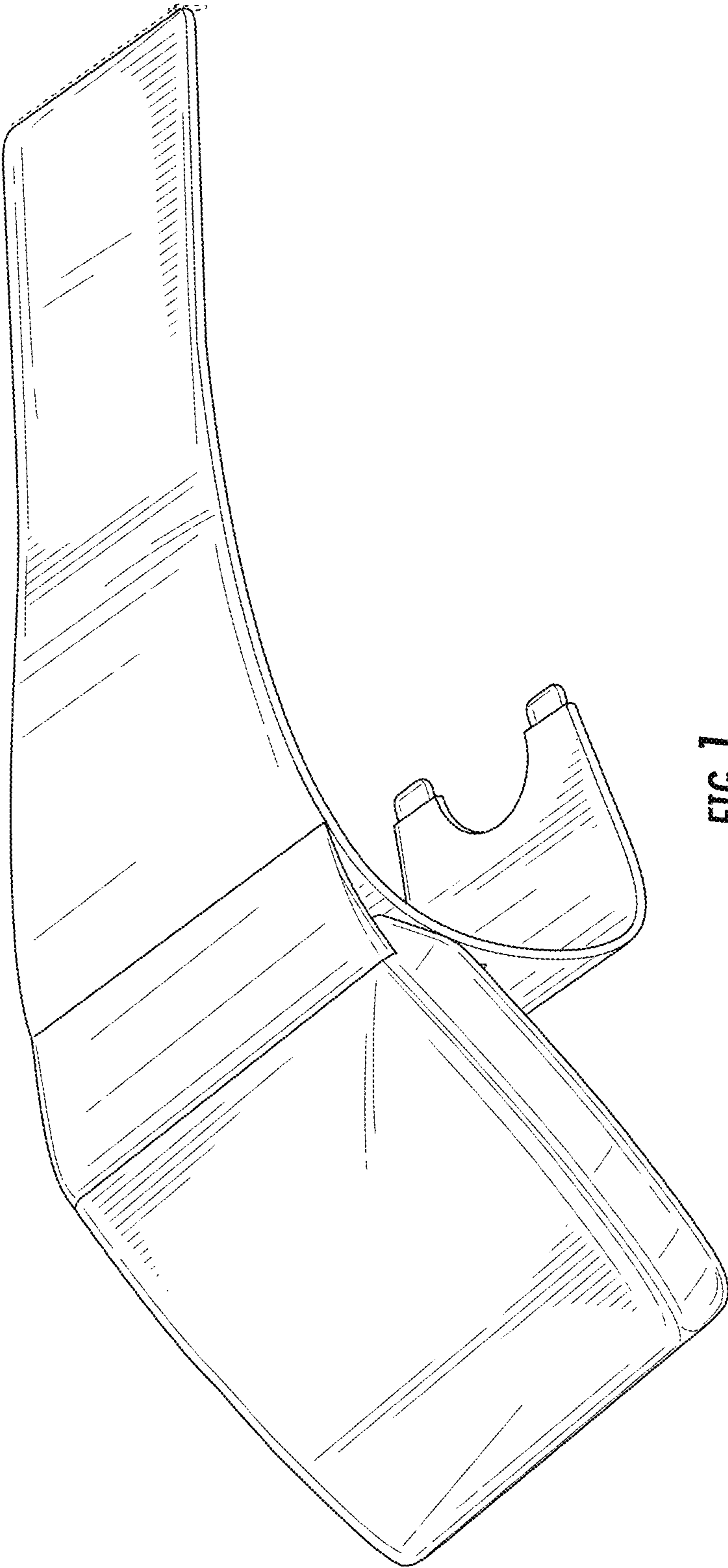


FIG. 1

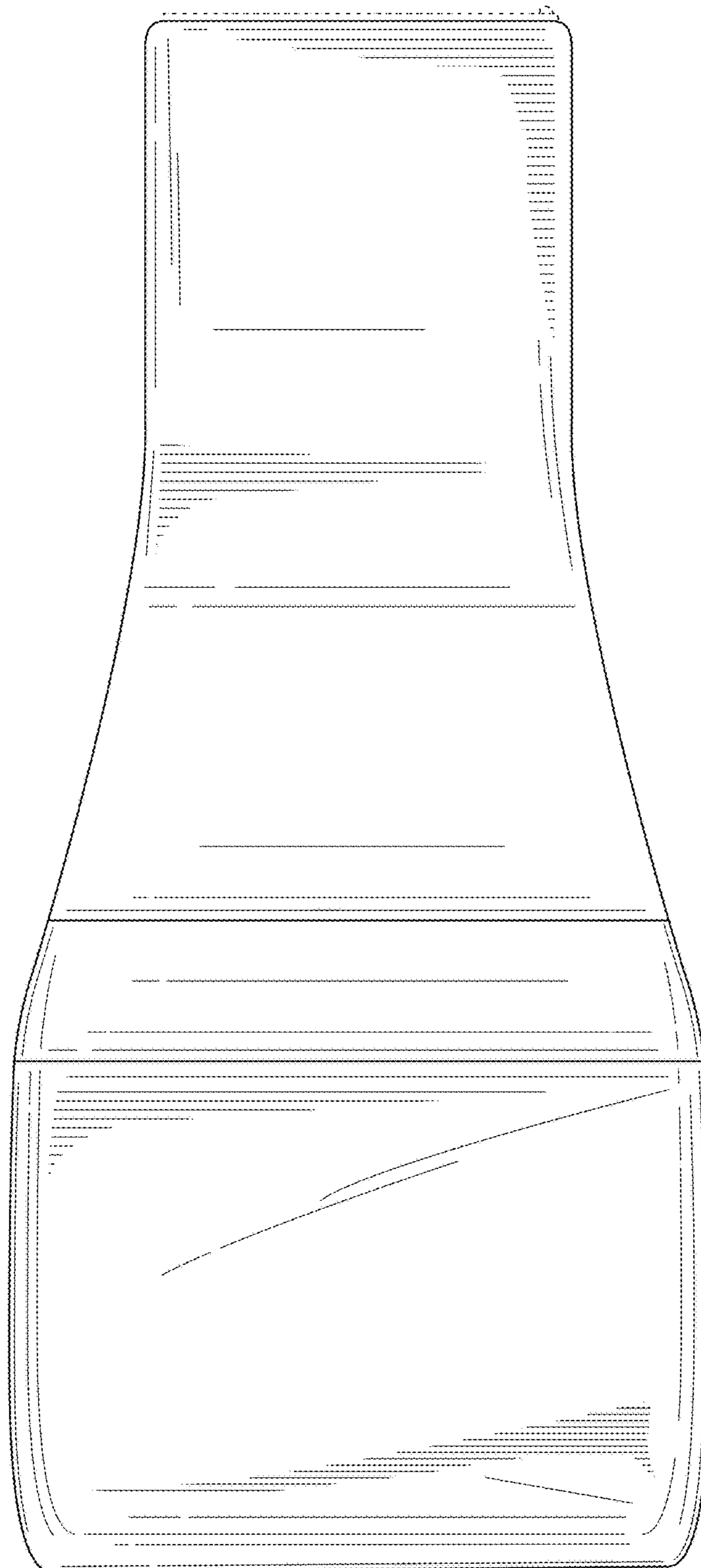


FIG. 2

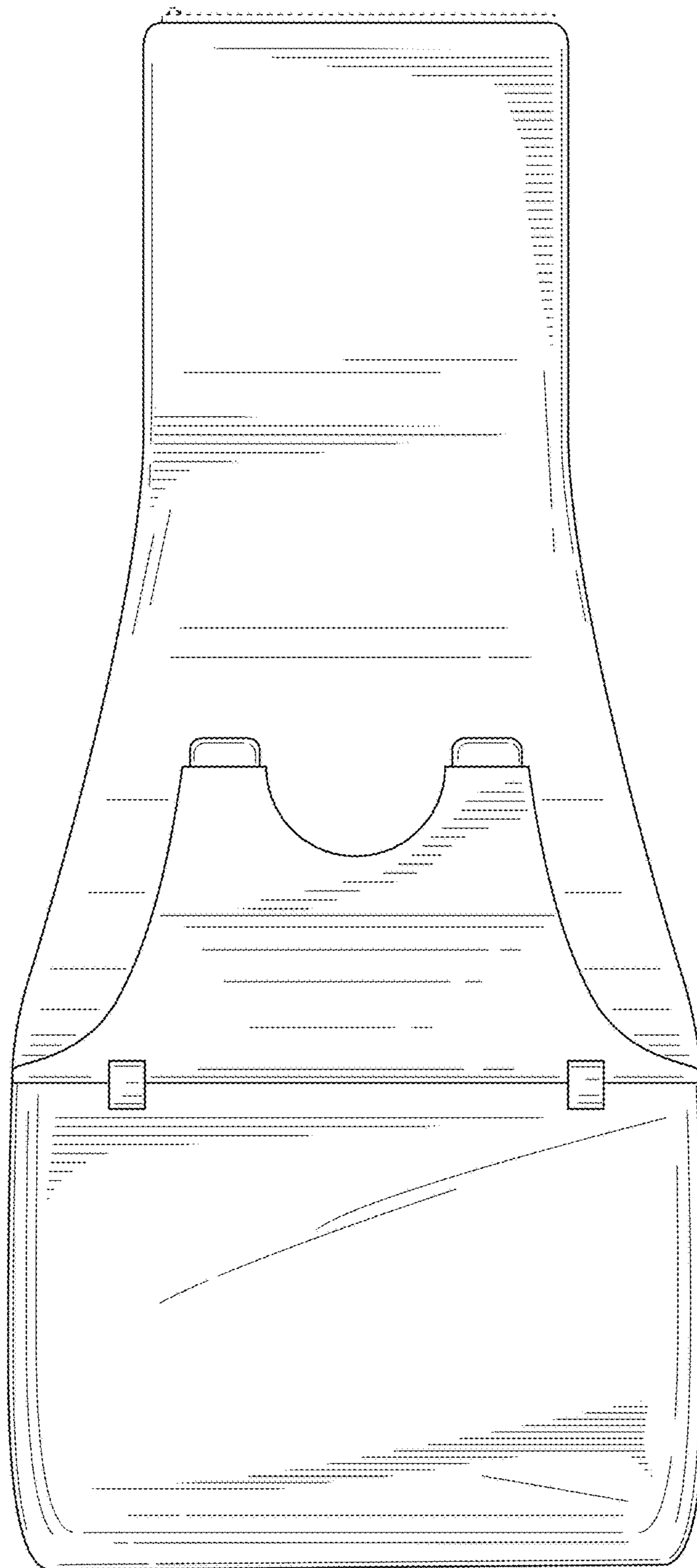


FIG. 3

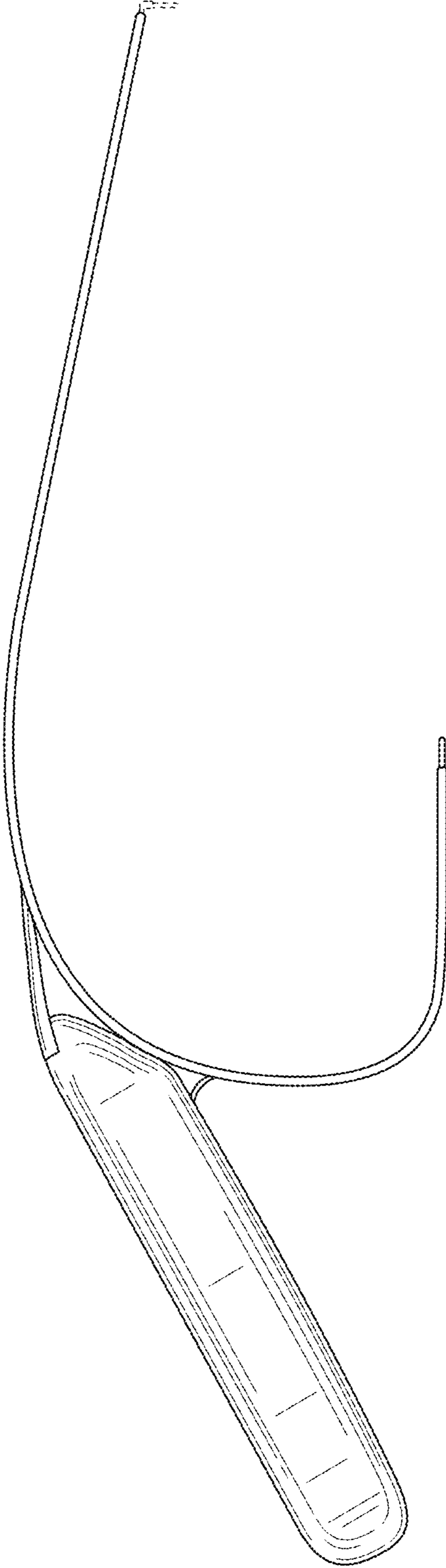


FIG. 4

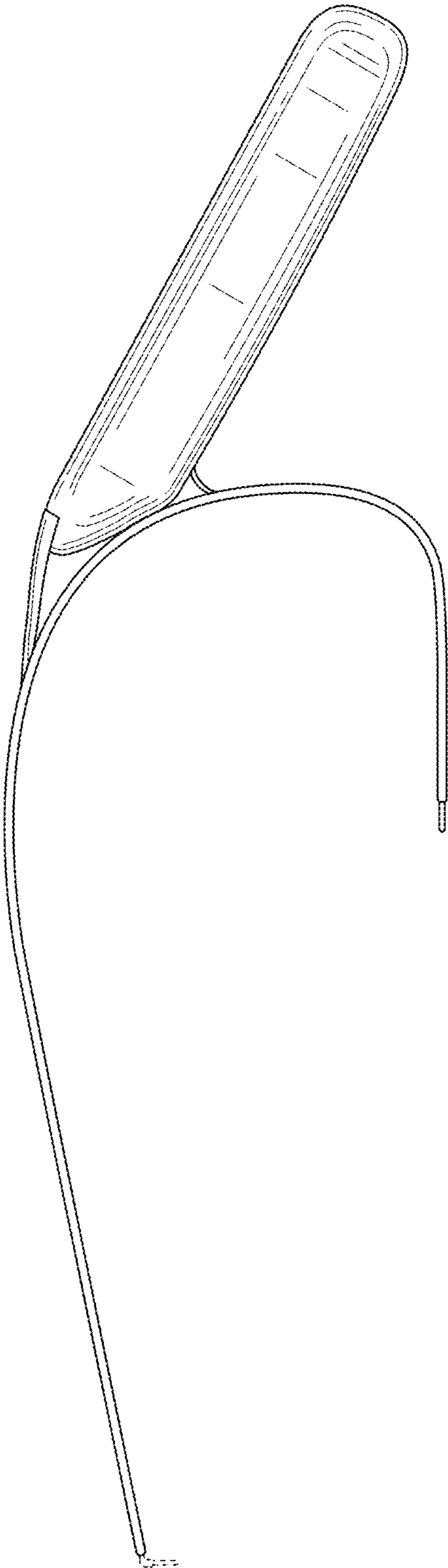


FIG. 5

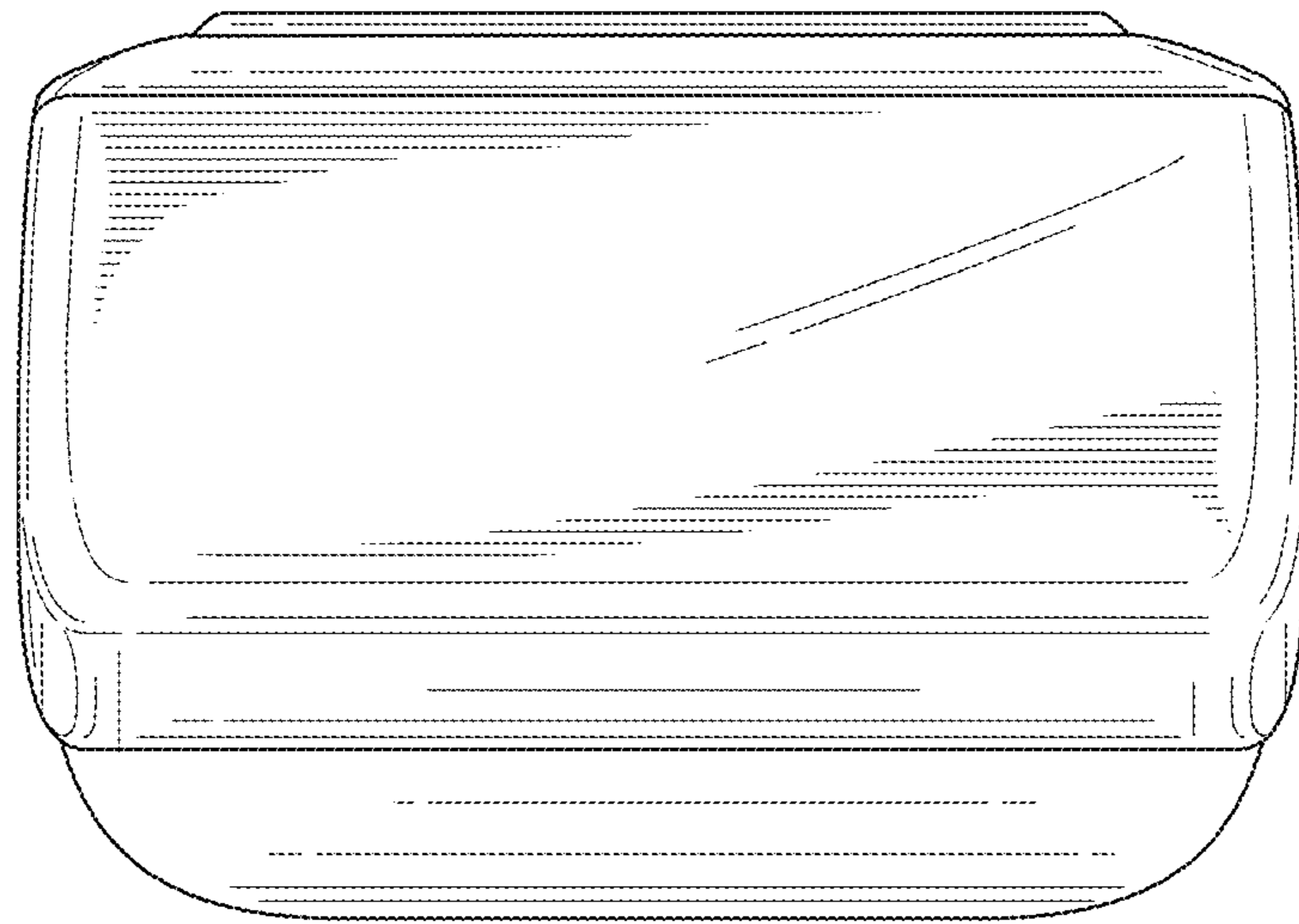


FIG. 6

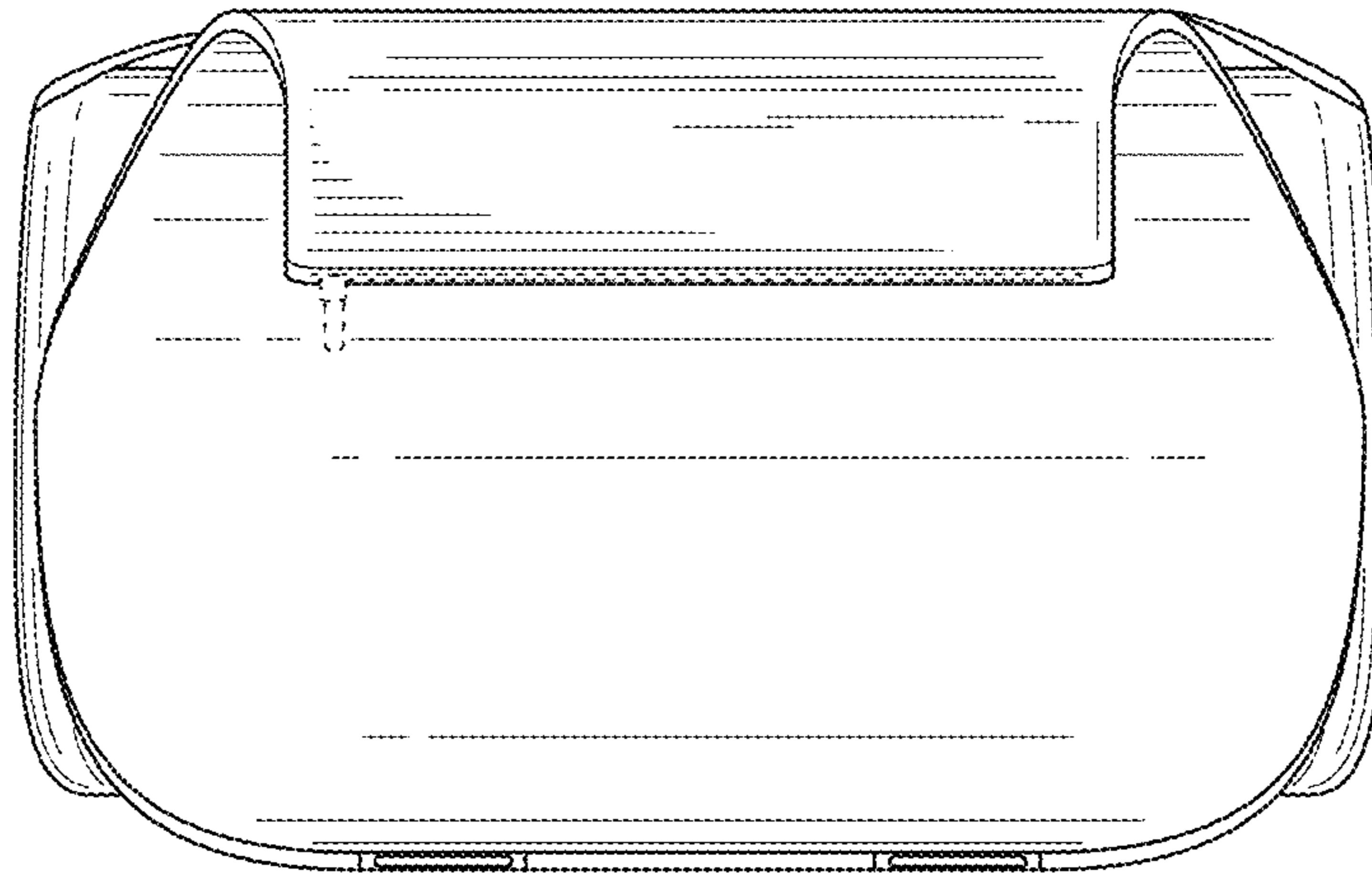


FIG. 7

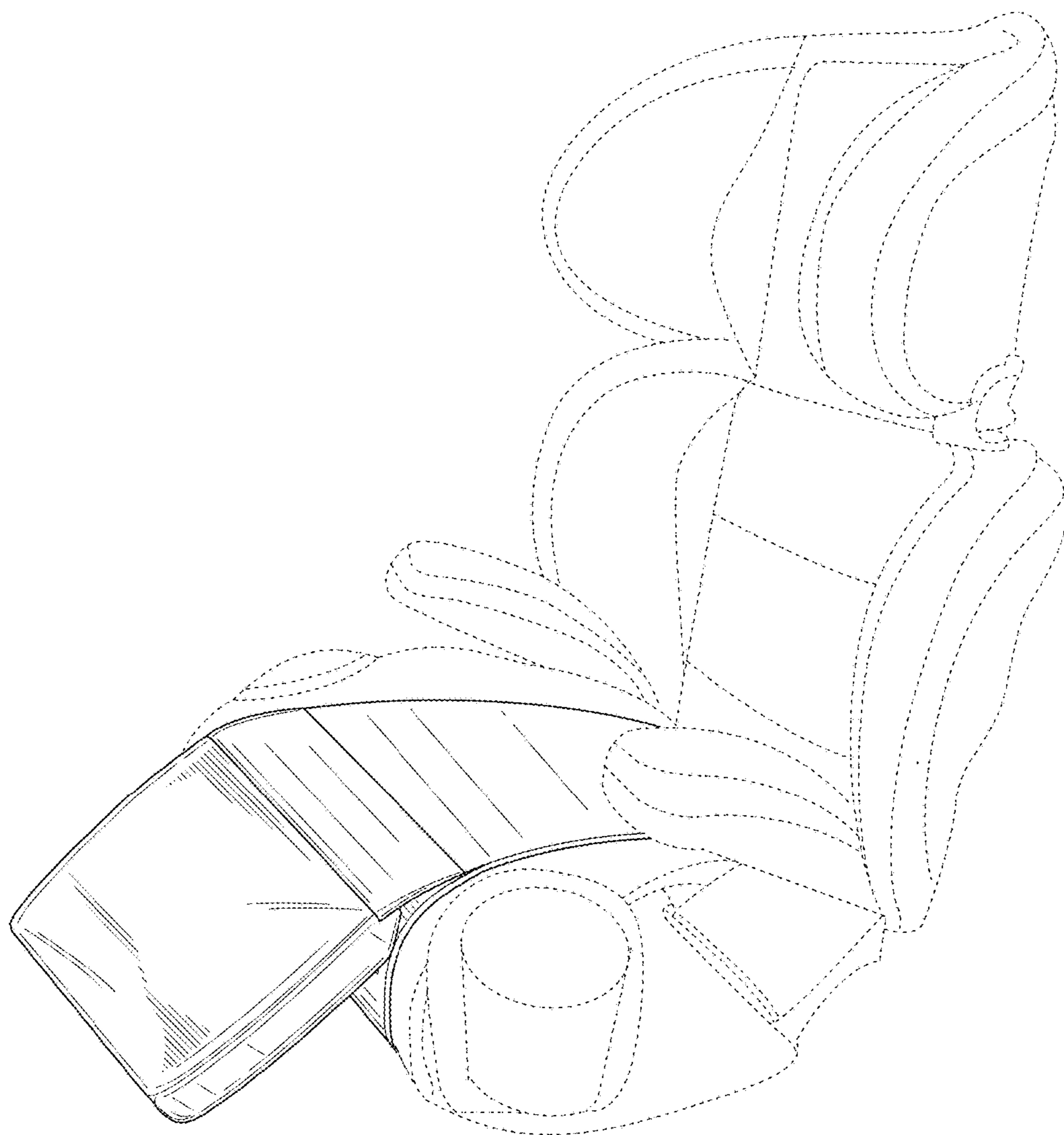


FIG. 8