



US00D819984S

(12) **United States Design Patent** (10) **Patent No.:** **US D819,984 S**
Muller (45) **Date of Patent:** **** *Jun. 12, 2018**

(54) **D-SHAPED HANGER WITH COLLAR SUPPORT**

(71) Applicant: **Rick Muller**, New York, NY (US)

(72) Inventor: **Rick Muller**, New York, NY (US)

(*) Notice: This patent is subject to a terminal disclaimer.

(**) Term: **15 Years**

(21) Appl. No.: **29/585,700**

(22) Filed: **Nov. 28, 2016**

(51) **LOC (11) Cl.** **06-08**

(52) **U.S. Cl.**
USPC **D6/319**

(58) **Field of Classification Search**
USPC D6/315-328; 223/85-98; 211/10, 13.1, 211/85.2, 86.01, 87.01, 113
CPC A47G 25/26; A47G 25/28; A47G 25/14; A47G 25/442; A47G 25/743; A47G 25/4023; A47F 5/0006
See application file for complete search history.

(56) **References Cited**

U.S. PATENT DOCUMENTS

- 2,158,539 A * 5/1939 Grotte A47G 25/60
223/86
- 3,243,088 A * 3/1966 Palmer A47G 25/28
223/88
- 4,187,967 A * 2/1980 Garrison A47G 25/32
223/92
- D441,203 S * 5/2001 Giustini D6/318
- D443,424 S * 6/2001 Eiley D6/318
- 7,287,674 B1 * 10/2007 Sutton A47G 25/1428
223/85
- D582,687 S * 12/2008 Muller D6/317

- D727,635 S * 4/2015 Atkinson D6/318
- D738,119 S * 9/2015 Buzruk D6/319
- 9,498,075 B2 * 11/2016 Jones A47G 25/1407
- D780,465 S * 3/2017 Muller D6/319
- 2004/0182891 A1 * 9/2004 Mainetti A47G 25/486
223/85
- 2006/0065682 A1 * 3/2006 Keller A47G 25/1407
223/88
- 2006/0175364 A1 * 8/2006 Simpson A47G 25/30
223/98

OTHER PUBLICATIONS

Amazon.com, "Home-it (24 Pack) Natural wood hangers—Solid Wood Clothes Hangers—Coat Hanger Wooden Hangers", Feb. 14, 2015 online, <https://www.amazon.com/Home-Pack-Natural-wood-hangers/dp/B00QPFORNK/ref=cm_cr_arp_d_product_sims?ie=UTF8>.*

* cited by examiner

Primary Examiner — Lauren R Calve
(74) *Attorney, Agent, or Firm* — J. Curtis Edmondson; Law Offices of J. Curtis Edmondson

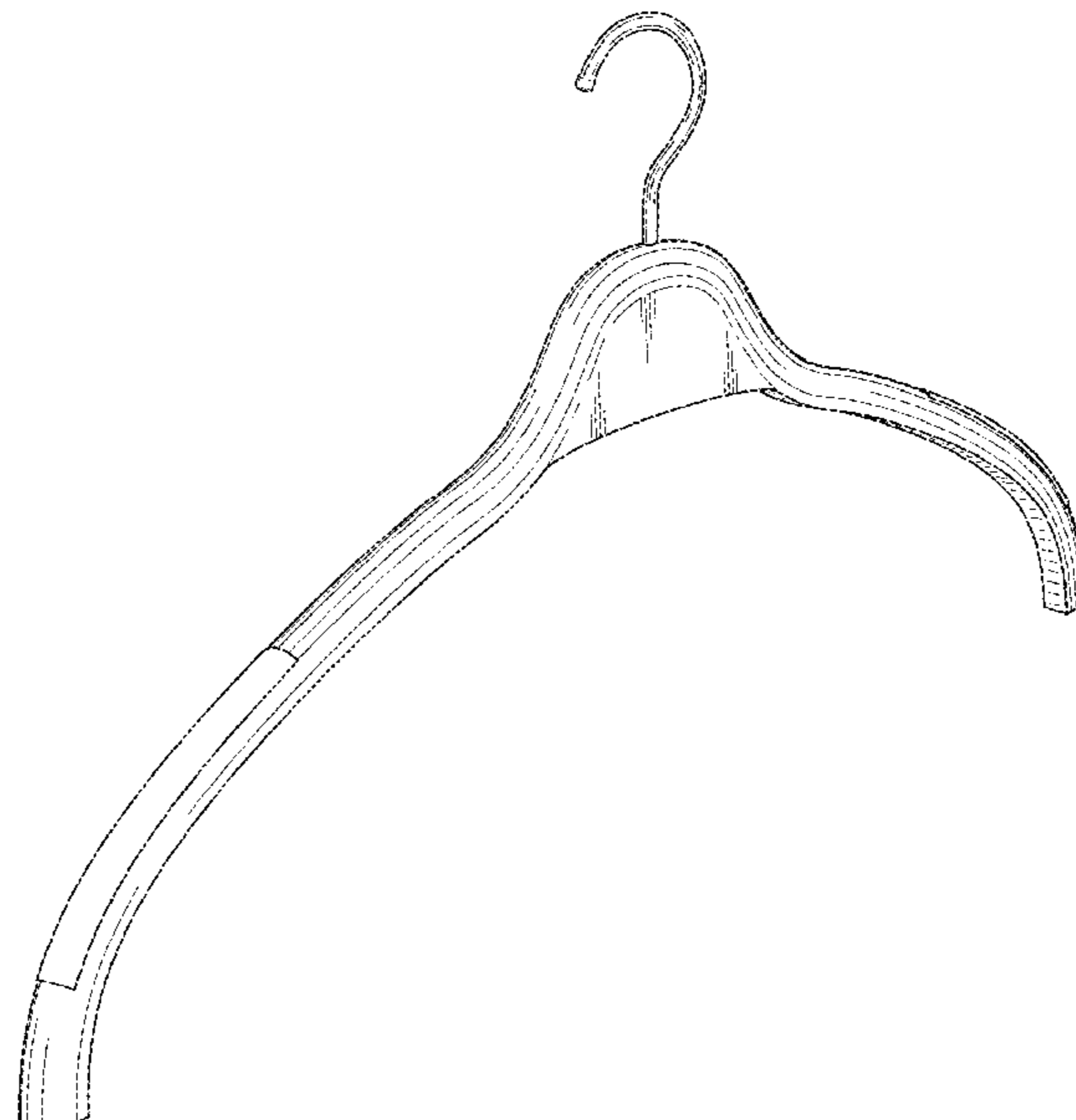
(57) **CLAIM**

I claim the ornamental design for a D-shaped hanger with collar support, as shown and described.

DESCRIPTION

FIG. 1 is a perspective view of a D-shaped hanger with collar support;
FIG. 2 is a front side view thereof;
FIG. 3 is a back-side view thereof;
FIG. 4 is a left-side view thereof;
FIG. 5 is a right-side view thereof;
FIG. 6 is top view thereof; and,
FIG. 7 is a bottom view thereof.

1 Claim, 6 Drawing Sheets



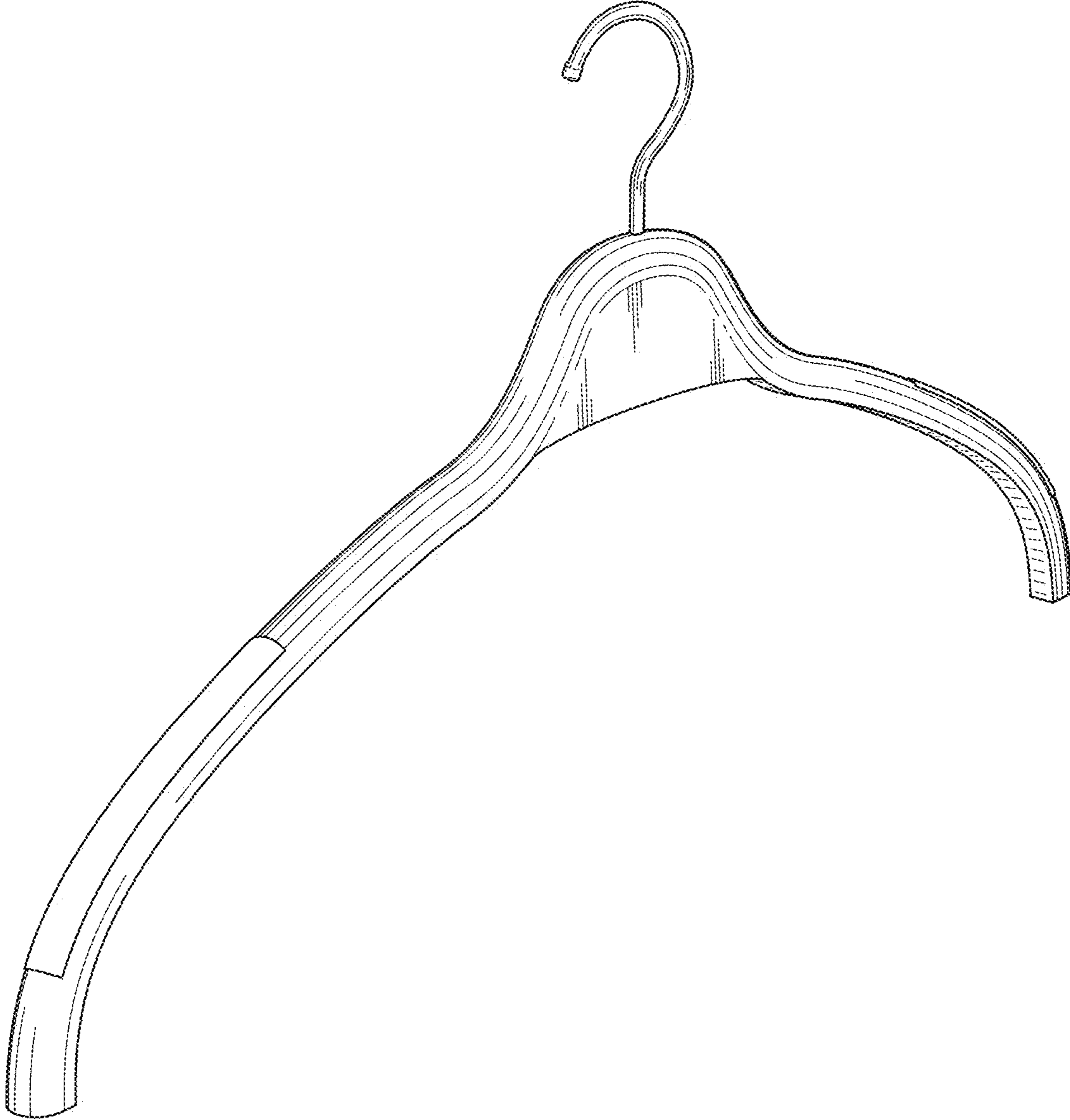


FIG. 1

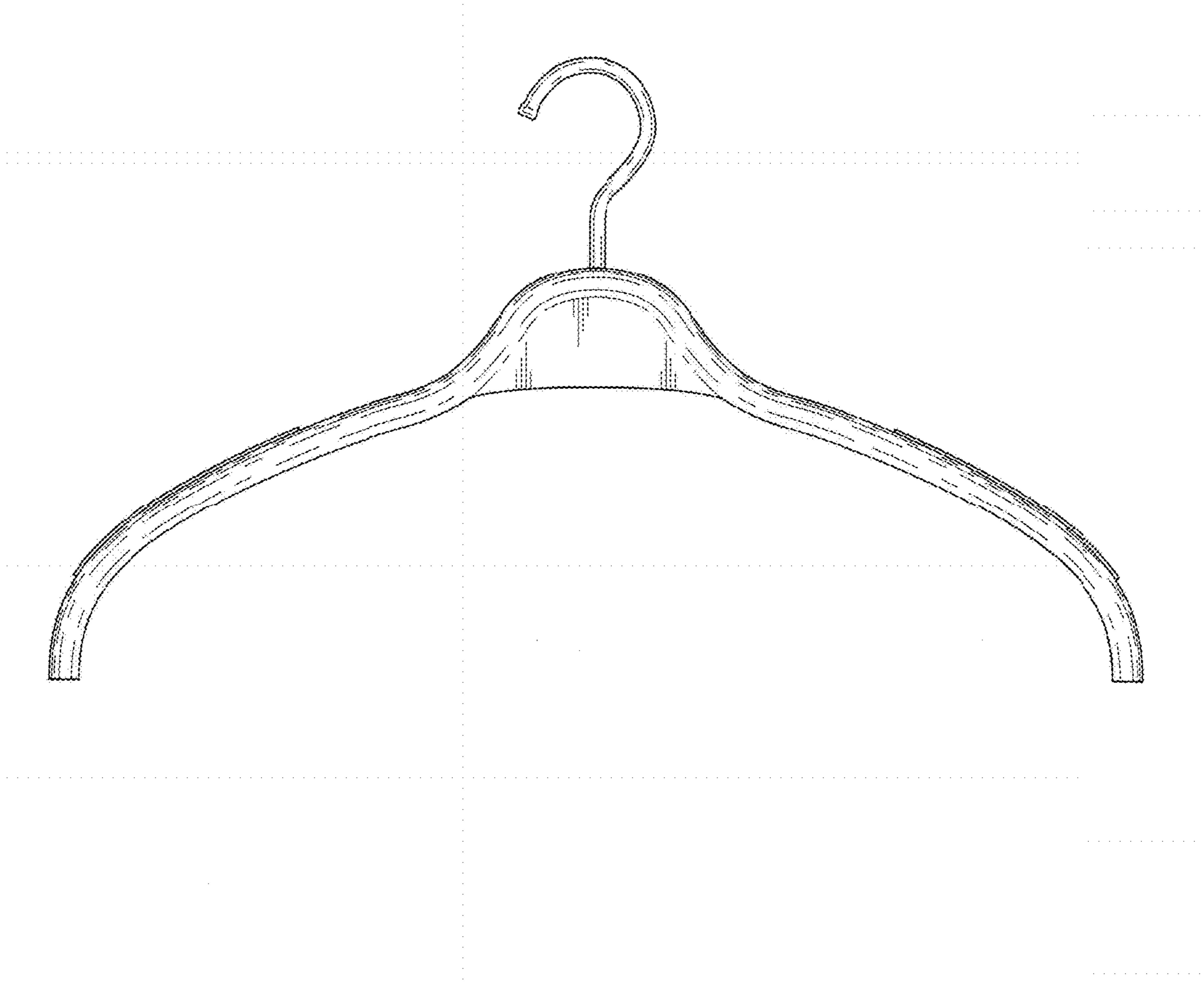


FIG. 2

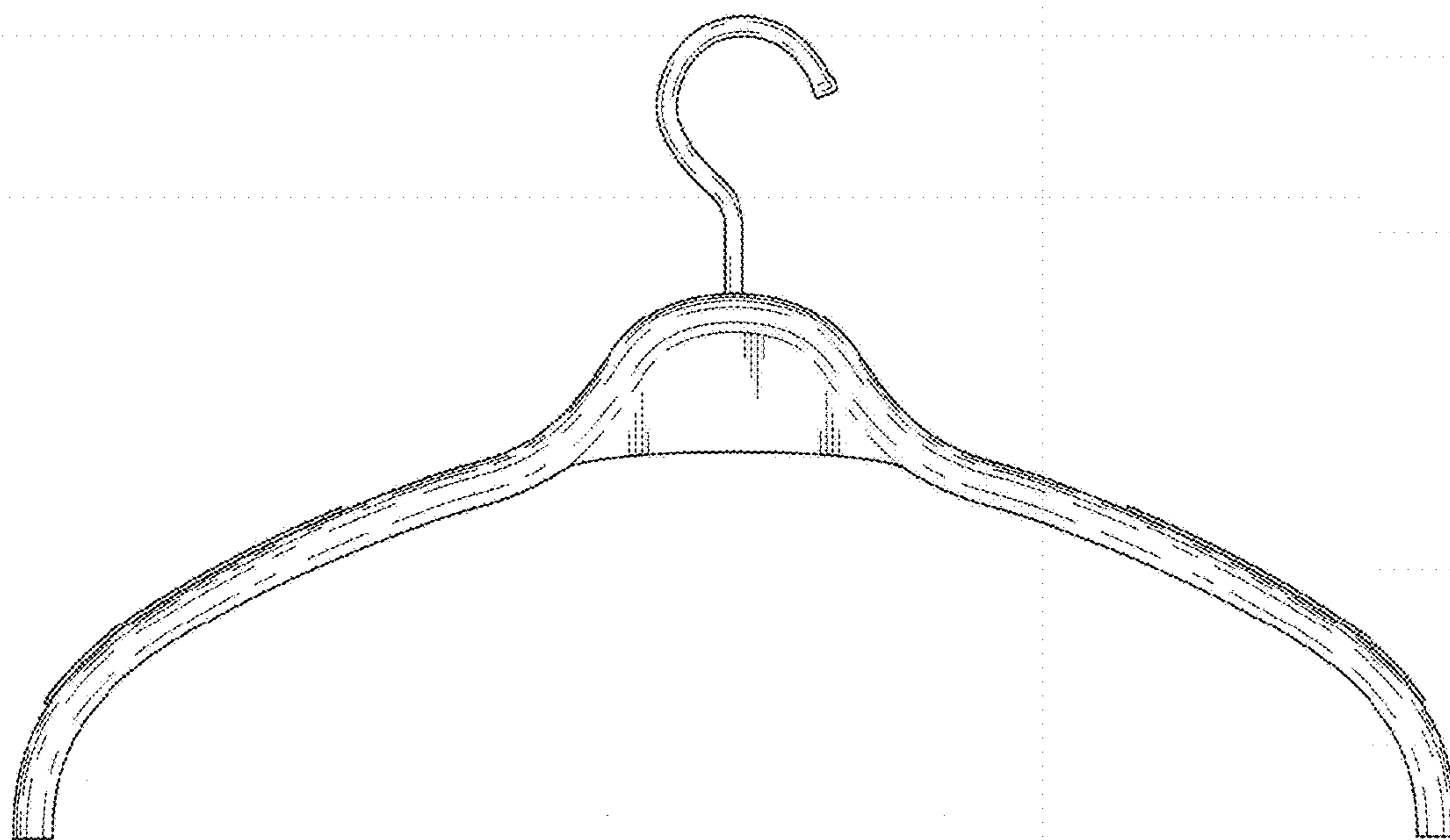


FIG. 3

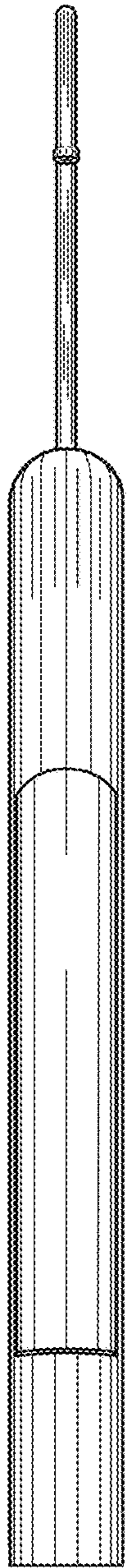


FIG. 4




FIG. 5



FIG. 6

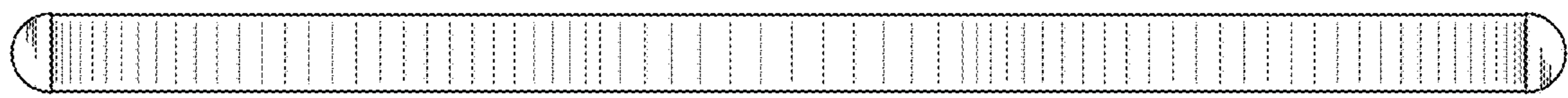


FIG. 7