



US00D819975S

(12) **United States Design Patent**
Wong

(10) **Patent No.:** **US D819,975 S**
(45) **Date of Patent:** **** Jun. 12, 2018**

- (54) **TOOTHBRUSH**
- (71) Applicant: **Sinorita Sendirian Berhad**, Selangor (MY)
- (72) Inventor: **Peng Soon Wong**, Selangor (MY)
- (73) Assignee: **SINORITA SENDIRIAN BERHAD**, Selangor (MY)
- (**) Term: **15 Years**
- (21) Appl. No.: **29/598,265**
- (22) Filed: **Mar. 24, 2017**
- (51) **LOC (11) Cl.** **04-02**
- (52) **U.S. Cl.**
USPC **D4/110**
- (58) **Field of Classification Search**
USPC D4/101, 104, 105, 108, 110, 111;
D24/111, 152, 176
CPC A46B 5/00; A46B 5/021; A46B 5/023;
A46B 5/026; A46B 5/028; A46B 5/0016;
A46B 5/0095; A46B 13/00; A46B 13/02;
A46B 2200/10; A46B 2200/30; A46B
2200/108; A46B 2200/302; A46B
2200/304; A46B 2200/1066; A46B
2200/1073; A46B 2200/1086; A46B
2200/3026; A46B 2200/3033; A46B
2200/3046; A61C 15/00; A61C 15/047;
A61C 15/048; A61C 17/16; A61C 17/22;
A61C 17/26
See application file for complete search history.

- D643,219 S * 8/2011 Xi D4/108
- D645,253 S * 9/2011 Xi D4/108
- D672,149 S * 12/2012 Stebila D4/108
- D678,681 S * 3/2013 Xi D4/108

(Continued)

FOREIGN PATENT DOCUMENTS

- CA 2904755 A1 * 10/2014 A46B 5/026
- EP 1927454 A1 * 6/2008 A46B 5/02

Primary Examiner — Wan Laymon
Assistant Examiner — Clint A Samuel

(74) *Attorney, Agent, or Firm* — Withrow & Terranova, P.L.L.C.; Vincent K. Gustafson

(57) **CLAIM**

The ornamental design for a toothbrush, as shown and described.

DESCRIPTION

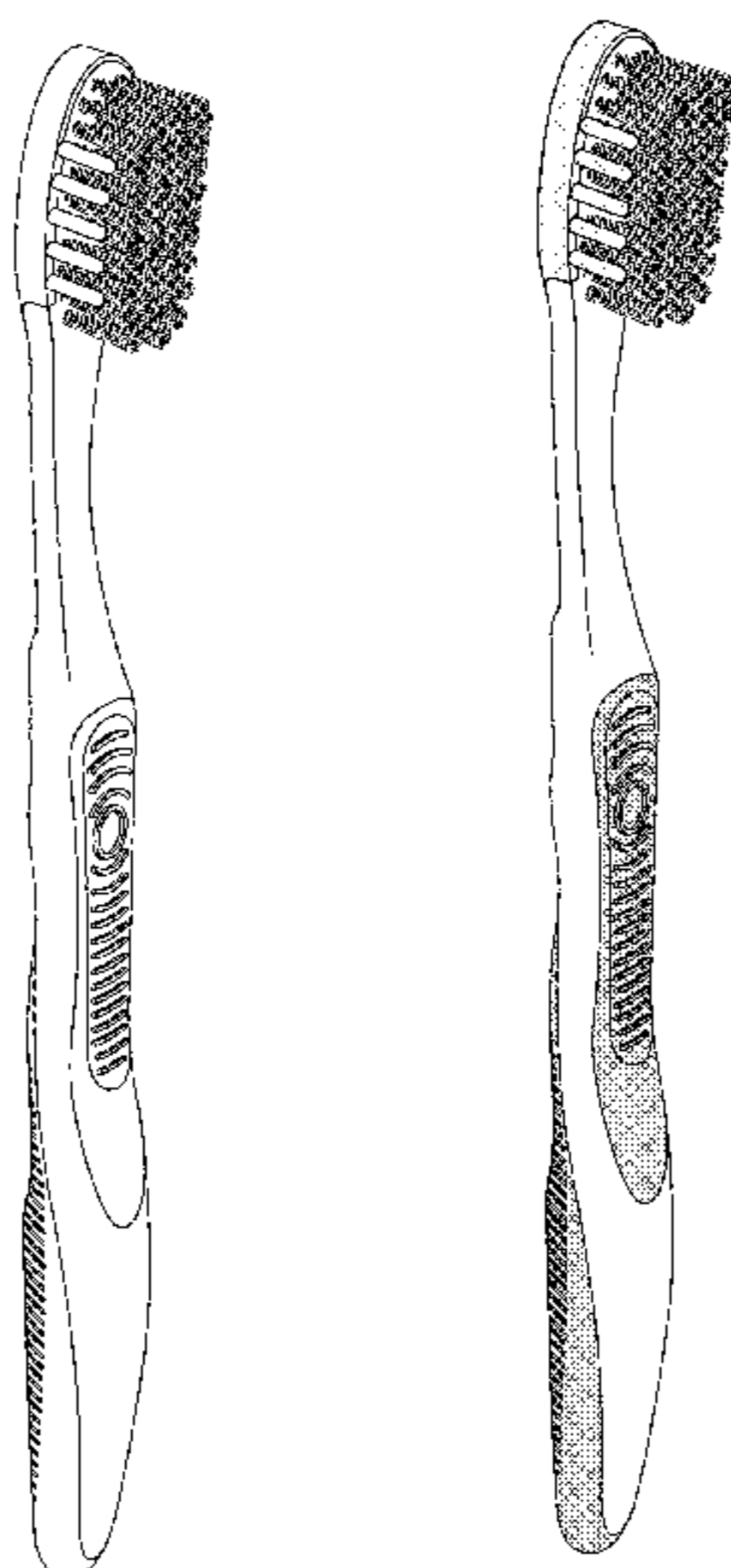
FIG. 1 is a perspective view of a toothbrush according to a first embodiment showing my new design;
 FIG. 2 is a top plan view of the toothbrush according to the first embodiment;
 FIG. 3 is a bottom plan view of the toothbrush according to the first embodiment;
 FIG. 4 is a right side elevational view of the toothbrush according to the first embodiment;
 FIG. 5 is a left side elevational view of the toothbrush according to the first embodiment;
 FIG. 6 is a perspective view of a toothbrush according to a second embodiment showing my new design;
 FIG. 7 is a top plan view of the toothbrush according to the second embodiment;
 FIG. 8 is a bottom plan view of the toothbrush according to the second embodiment;
 FIG. 9 is a right side elevational view of the toothbrush according to the second embodiment; and,
 FIG. 10 is a left side elevational view of the toothbrush according to the second embodiment.

1 Claim, 6 Drawing Sheets

(56) **References Cited**

U.S. PATENT DOCUMENTS

- D376,261 S * 12/1996 Haddon D4/104
- D417,960 S * 12/1999 Moskovich D4/104
- D418,979 S * 1/2000 Moskovich D4/104
- D419,773 S * 2/2000 Beals D4/104
- D494,370 S * 8/2004 Wong D4/104
- D577,493 S * 9/2008 Wong D4/108



(56)

References Cited

U.S. PATENT DOCUMENTS

D679,096	S *	4/2013	Xi	D4/108
D687,229	S *	8/2013	Stabila	D4/108
D739,658	S *	9/2015	Xi	D4/108
D752,872	S *	4/2016	Montebelli	D4/104
D782,824	S *	4/2017	Xi	D4/104
D789,694	S *	6/2017	Xi	D4/104
D796,847	S *	9/2017	Xi	D4/104
D798,061	S *	9/2017	Jimenez	D4/104
D798,062	S *	9/2017	Bauernfeind	D4/104
D799,836	S *	10/2017	Bauernfeind	D4/104
D801,697	S *	11/2017	Zwimpfer	D4/104
D801,698	S *	11/2017	LaFortune	D4/104
2012/0036663	A1 *	2/2012	Chen	A46B 5/00 15/145
2017/0135461	A1 *	5/2017	Xi	A46B 5/026
2017/0150808	A1 *	6/2017	Xi	A46B 5/026
2017/0347783	A1 *	12/2017	Jimenez	A46B 5/026

* cited by examiner

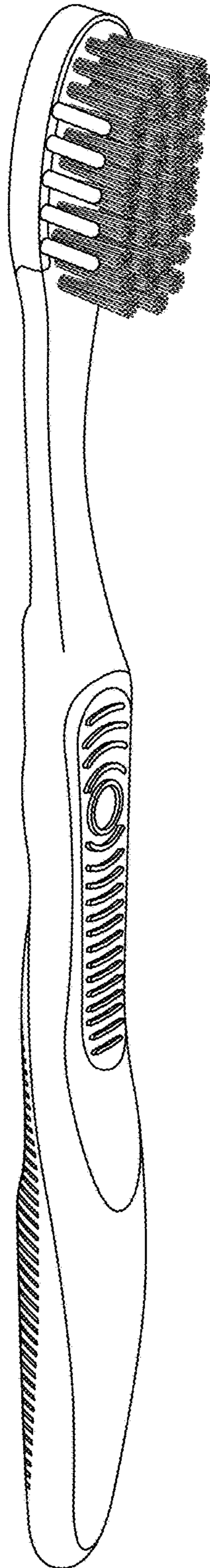


FIG. 1

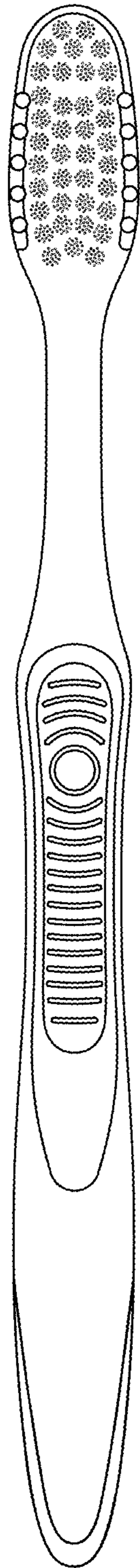


FIG. 2

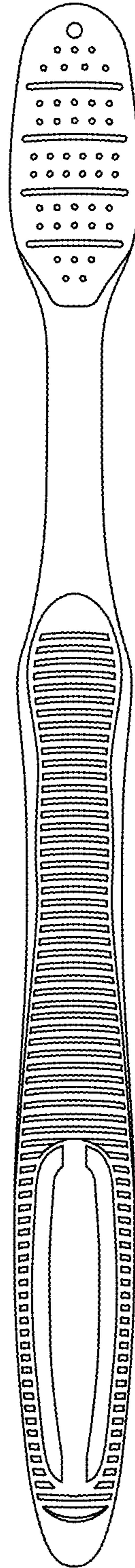


FIG. 3

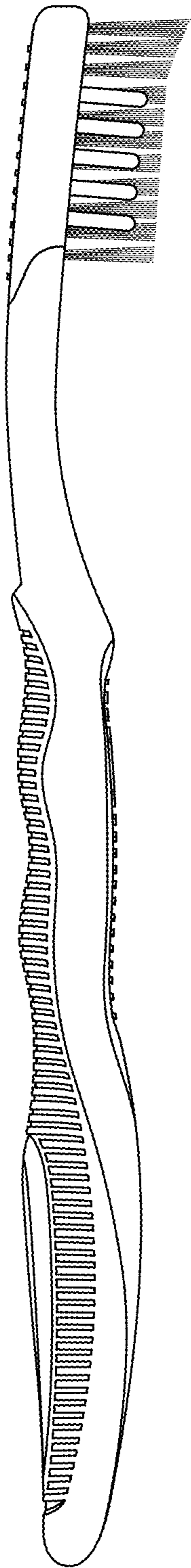


FIG. 4

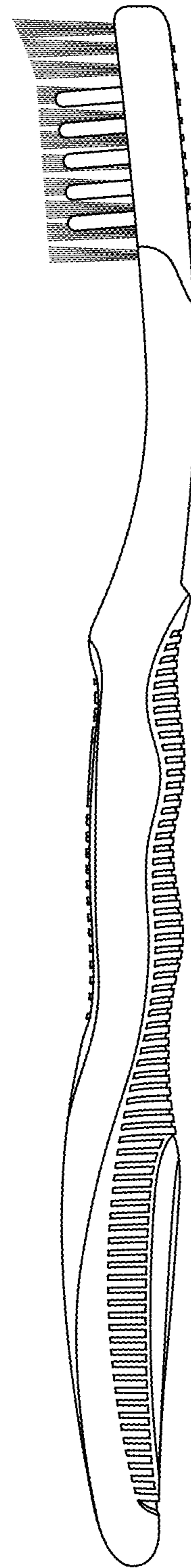


FIG. 5

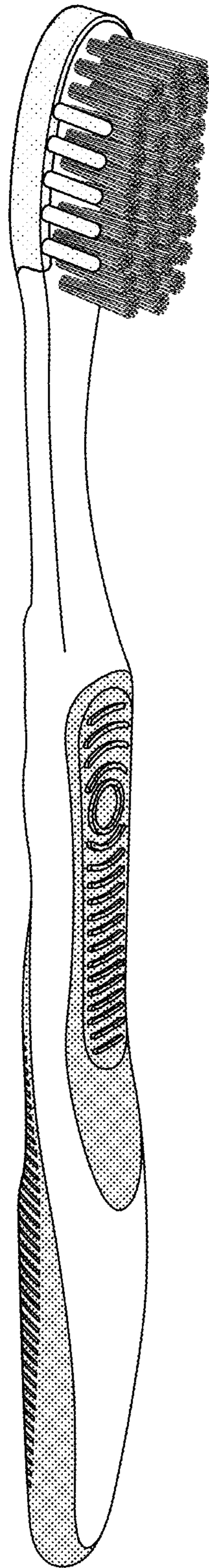


FIG. 6

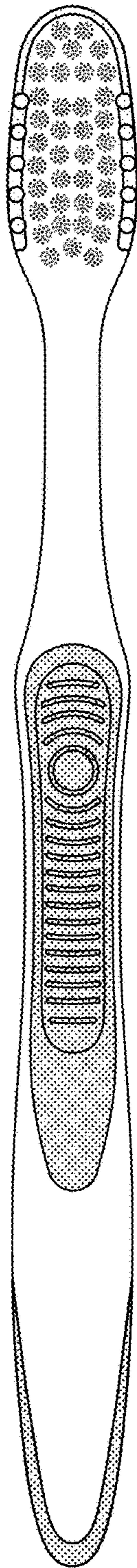


FIG. 7

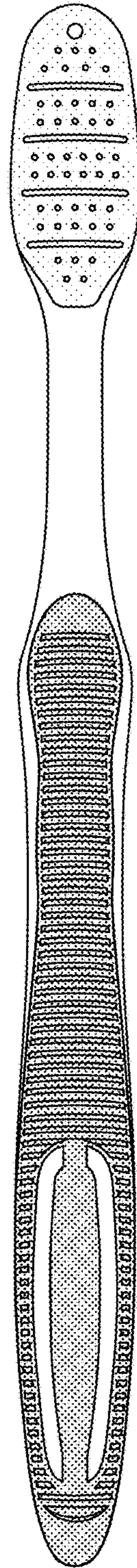


FIG. 8

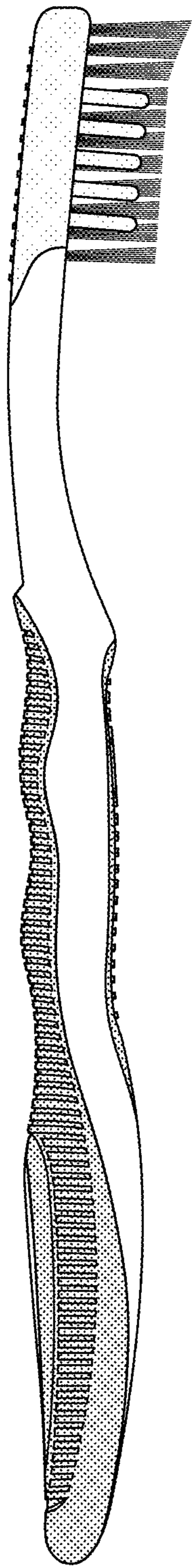


FIG. 9

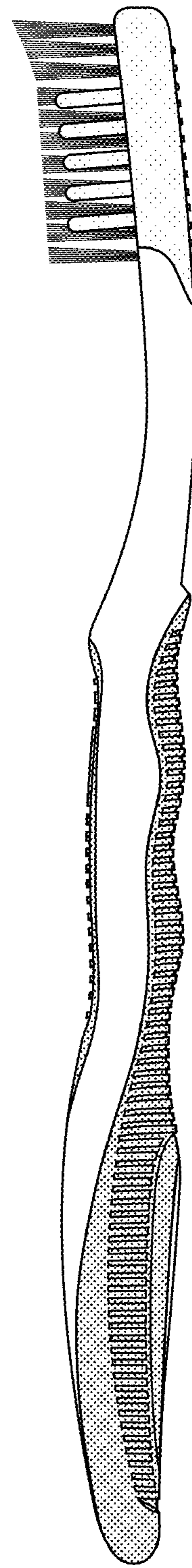


FIG. 10