



US00D819973S

(12) **United States Design Patent**
Greve et al.

(10) **Patent No.:** **US D819,973 S**
(45) **Date of Patent:** **** Jun. 12, 2018**

(54) **ELECTRIC-TOOTHBRUSH HANDLE**

(71) Applicant: **Braun GmbH**, Kronberg (DE)

(72) Inventors: **Oliver Greve**, Kelkheim (DE); **Ansgar Hübner**, Bad Soden (DE); **Peter Charles Mason, Jr.**, Oberursel (DE); **Jonas Michels**, Frankfurt (DE); **Bianka Becker-Salzsäuler**, Liederbach (DE); **Fritz Schubert**, Bad Camberg (DE); **Andrea Schüring**, Eschborn (DE); **Sören Wasow**, Langenselbold (DE)

(73) Assignee: **BRAUN GMBH**, Kronberg (DE)

(**) Term: **15 Years**

(21) Appl. No.: **29/553,895**

(22) Filed: **Feb. 5, 2016**

(30) **Foreign Application Priority Data**

Aug. 7, 2015 (WO) 913333501

(51) **LOC (11) Cl.** **04-02**

(52) **U.S. Cl.**
USPC **D4/101**

(58) **Field of Classification Search**
USPC D4/100, 104, 110, 116, 119, 121, 127, D4/129, 130, 136, 137, 138, 103, 101; D5/4, 56, 57, 58, 60, 61; D7/387, 391, D7/393, 394, 395, 533, 647; D8/80, 83, D8/94, 107, 300, 303, 307, 313, 321, D8/322; D24/121, 136, 152, 176, 180, D24/224; D28/18, 30, 48, 64.7, 65, 68; D30/158, 159
CPC A46B 15/0081; A46B 2200/1026; A46B 3/22; A46B 9/005; A46B 9/026; A46B 9/06

See application file for complete search history.

(56) **References Cited**

U.S. PATENT DOCUMENTS

D187,362 S *	3/1960	Ellefson	D5/53
D425,113 S *	5/2000	Kleman	D19/1
D457,322 S *	5/2002	Ferber	D4/101
D489,183 S *	5/2004	Akahori	D4/101
D532,974 S *	12/2006	Zhuan	D4/101
D533,720 S *	12/2006	Vu	D4/101
D534,725 S *	1/2007	Vu	D4/101
D636,604 S *	4/2011	Zhuan	D4/101
D658,382 S *	5/2012	Heil	D4/101
D658,883 S *	5/2012	Winkler	D4/101
D688,464 S *	8/2013	Hara	D4/101

(Continued)

Primary Examiner — Caron D Veynar

Assistant Examiner — Katrina N Gonzalez

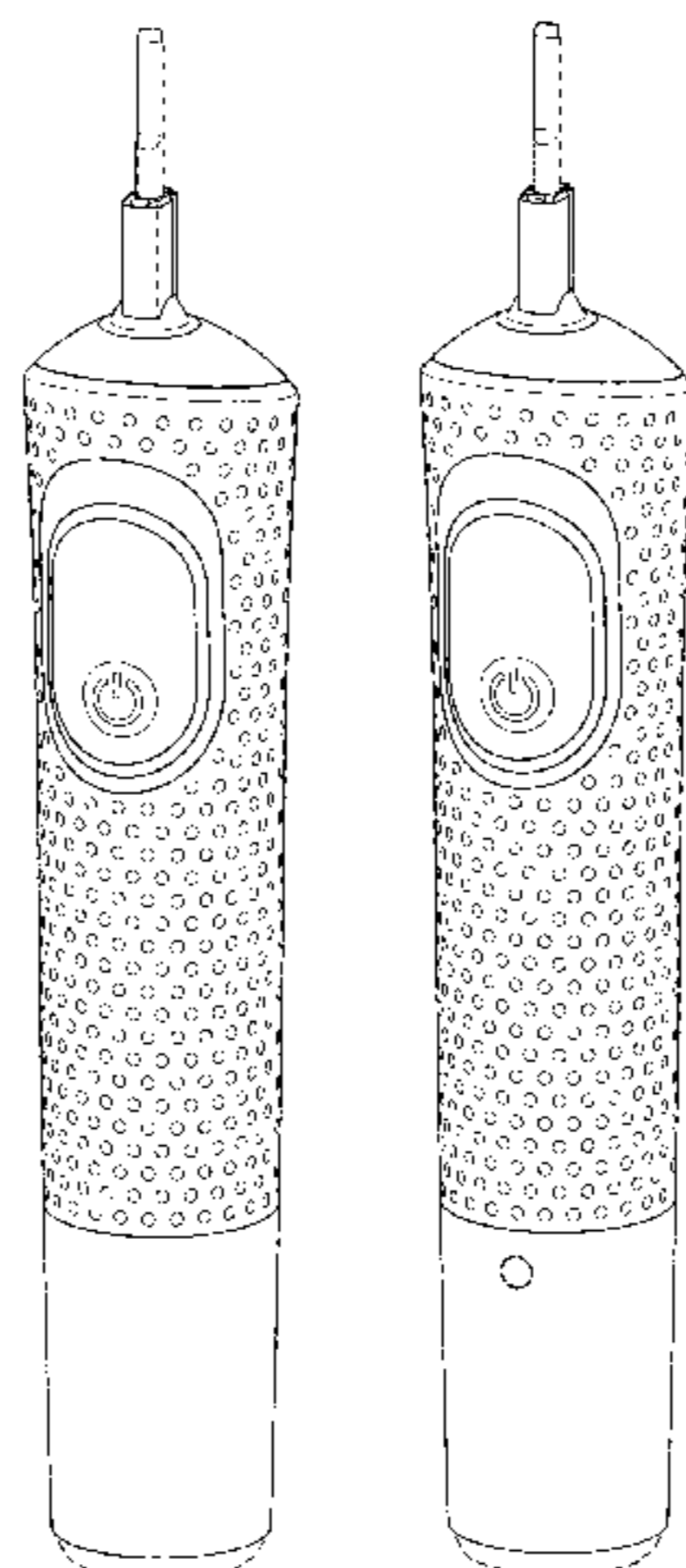
(57) **CLAIM**

The ornamental design for an electric-toothbrush handle, as shown and described.

DESCRIPTION

FIG. 1 is a perspective view of a first embodiment of an electric-toothbrush handle;
FIG. 2 is a front view thereof;
FIG. 3 is a left side view thereof;
FIG. 4 is a rear view thereof;
FIG. 5 is a right side view thereof;
FIG. 6 is a top plan view thereof;
FIG. 7 is a bottom view thereof.
FIG. 8 is a perspective view of a second embodiment of an electric-toothbrush handle;
FIG. 9 is a front view thereof;
FIG. 10 is a left side view thereof;
FIG. 11 is a rear view thereof;
FIG. 12 is a right side view thereof;
FIG. 13 is a top plan view thereof; and,
FIG. 14 is a bottom view thereof.

(Continued)



The broken lines are shown for the purpose of illustrating parts of the article that from no part of the claim.

1 Claim, 4 Drawing Sheets

(56)

References Cited

U.S. PATENT DOCUMENTS

D691,375	S	*	10/2013	Heil	D4/101
D696,023	S	*	12/2013	Gebski	D4/101
D696,517	S	*	12/2013	Gebski	D4/101
D699,908	S	*	2/2014	Fang	D32/40
D717,547	S	*	11/2014	Adriaenssen	D4/101
D740,035	S	*	10/2015	Teherani	D5/58
D749,324	S	*	2/2016	Cessot	D4/101
D752,868	S	*	4/2016	McGarry	D4/101
D758,080	S	*	6/2016	Since	D4/101
D759,382	S	*	6/2016	Watkins	D4/101
D761,567	S	*	7/2016	Uchida	D4/101
D764,184	S	*	8/2016	Paetzel	D5/2
D765,414	S	*	9/2016	Sosa	D4/101
D766,580	S	*	9/2016	Kollar	D4/101
D766,581	S	*	9/2016	Bloch	D4/101
D767,895	S	*	10/2016	Stabila	D4/101
D767,896	S	*	10/2016	Shigeno	D4/101
D773,192	S	*	12/2016	Nabavi	D4/101
D773,822	S	*	12/2016	Sikora	D4/101
2013/0134062	A1	*	5/2013	Sauer	A61C 17/222 206/362.3

* cited by examiner

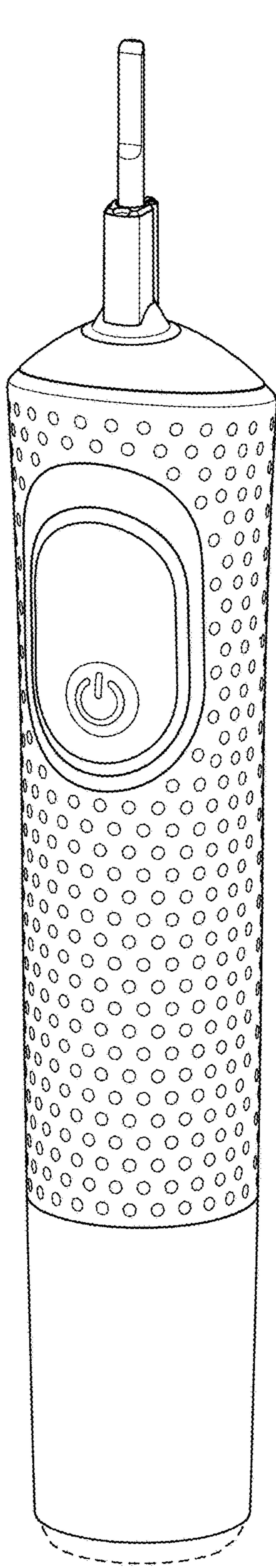


FIG. 1

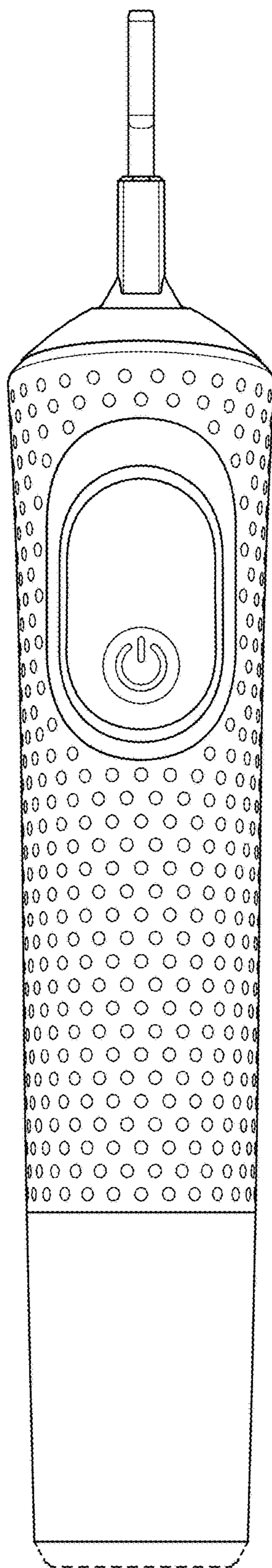


FIG. 2

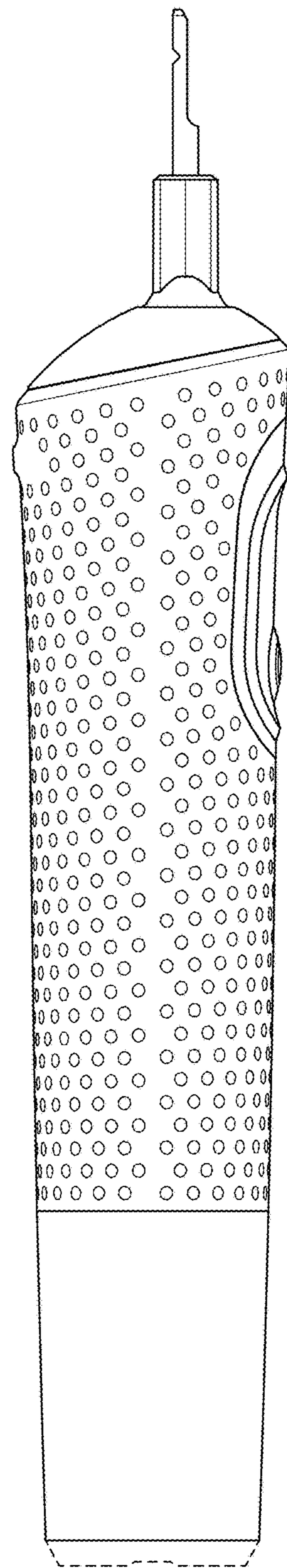


FIG. 3

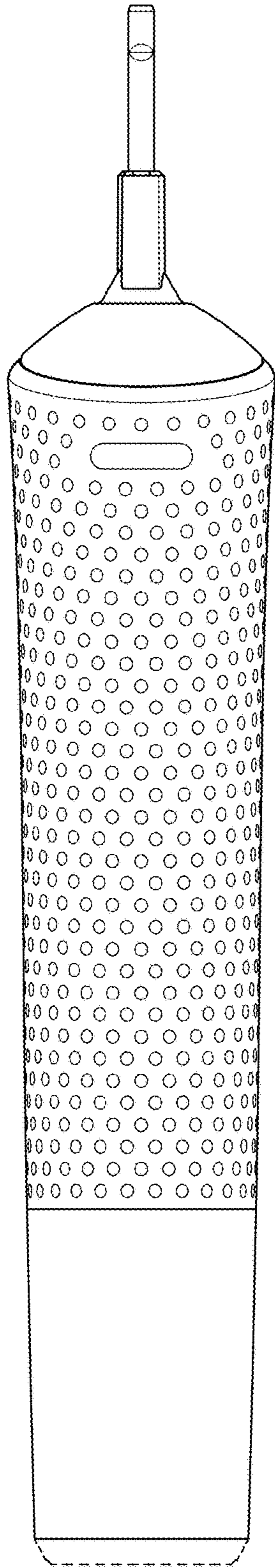


FIG. 4

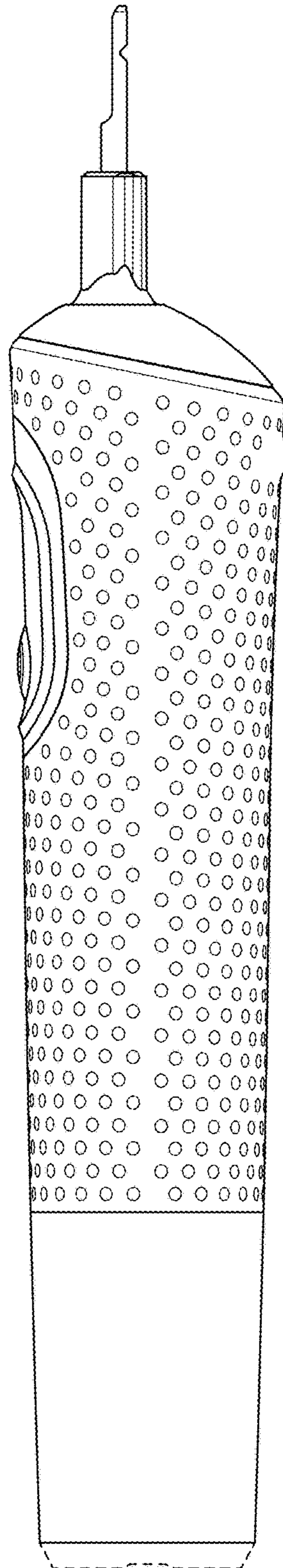


FIG. 5

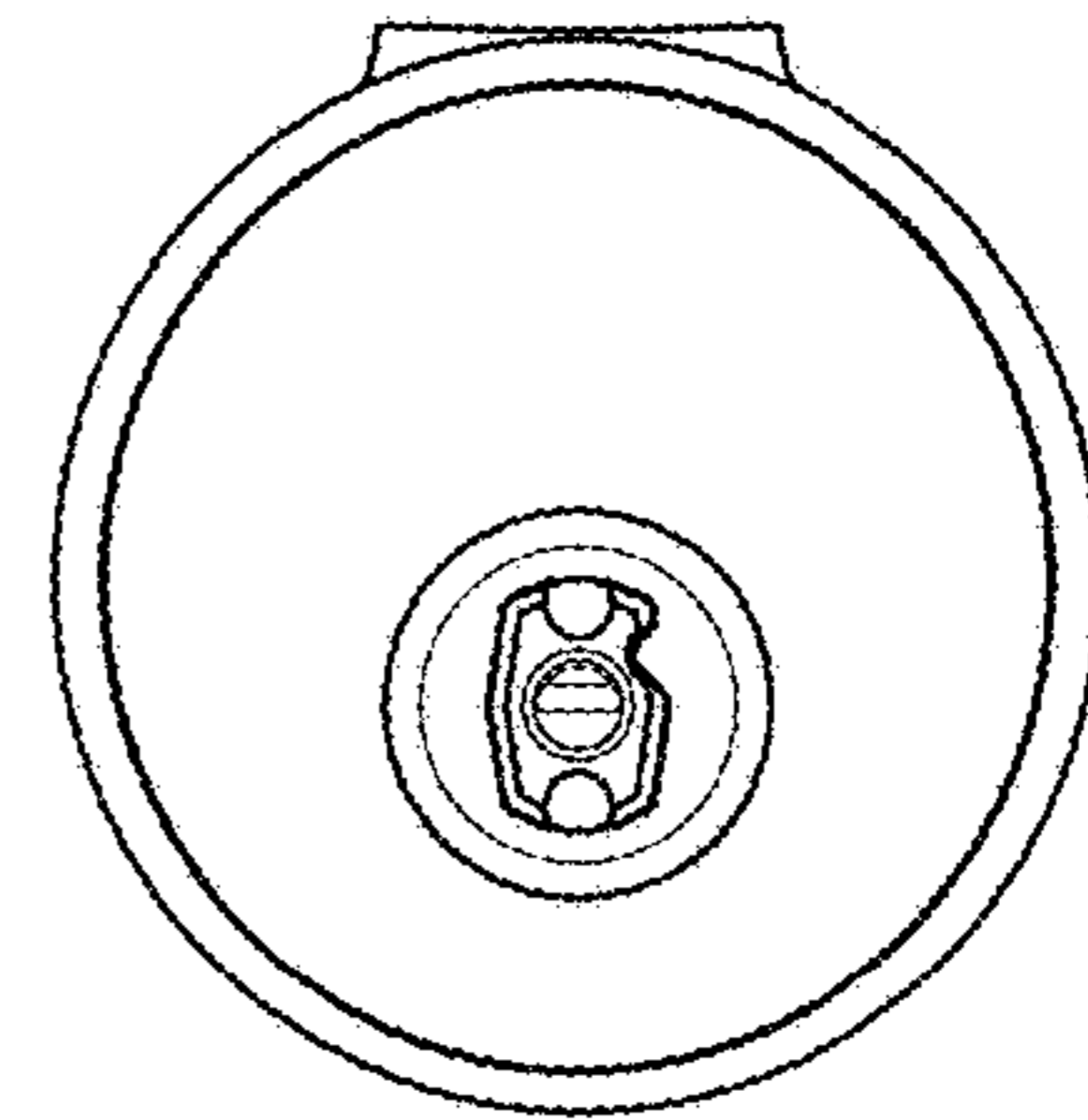


FIG. 6

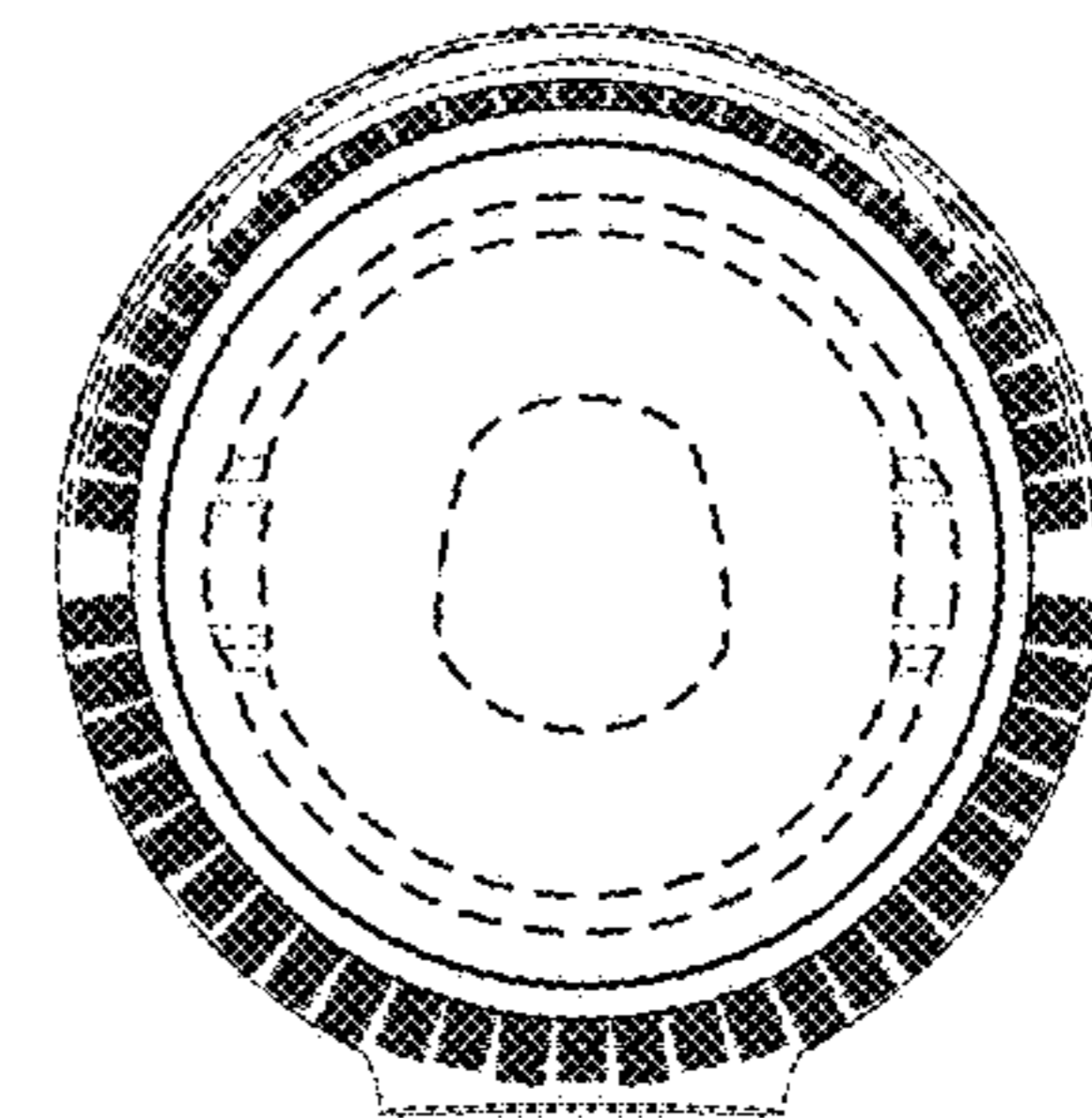


FIG. 7

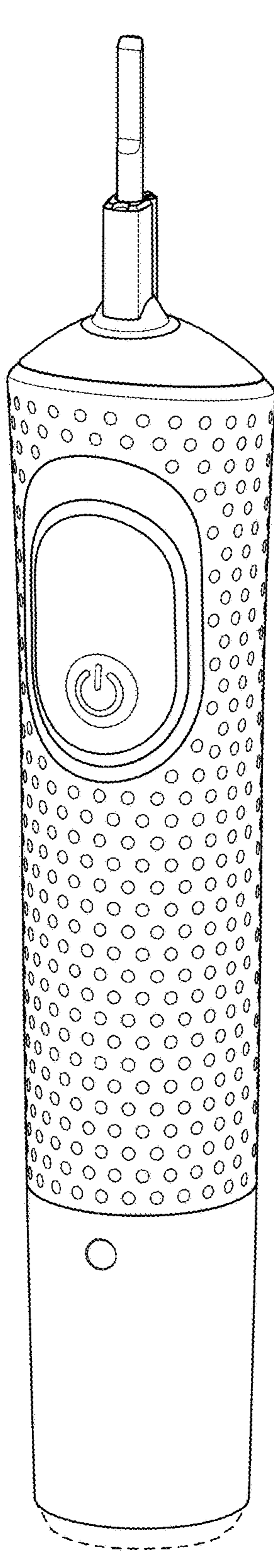


FIG. 8

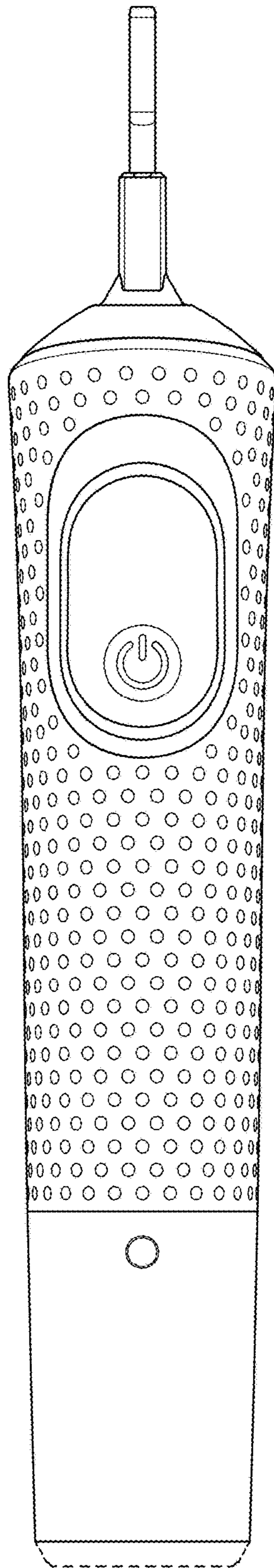


FIG. 9

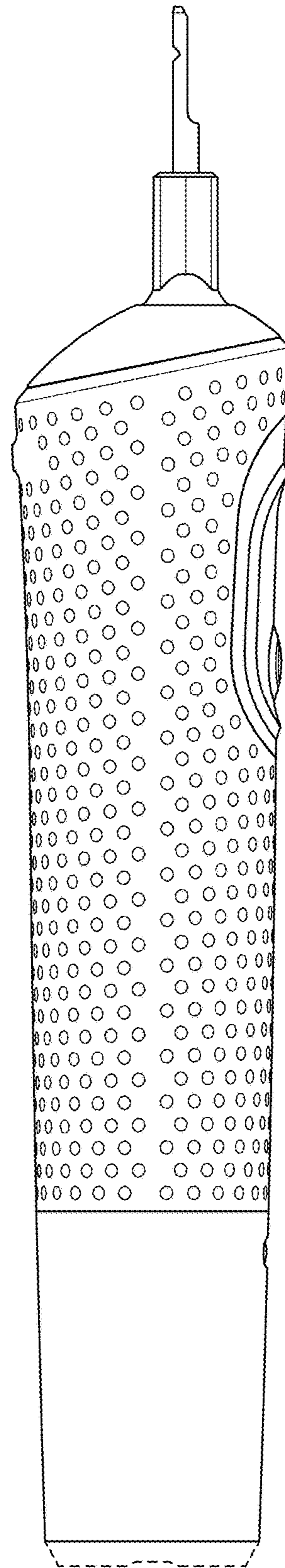


FIG. 10

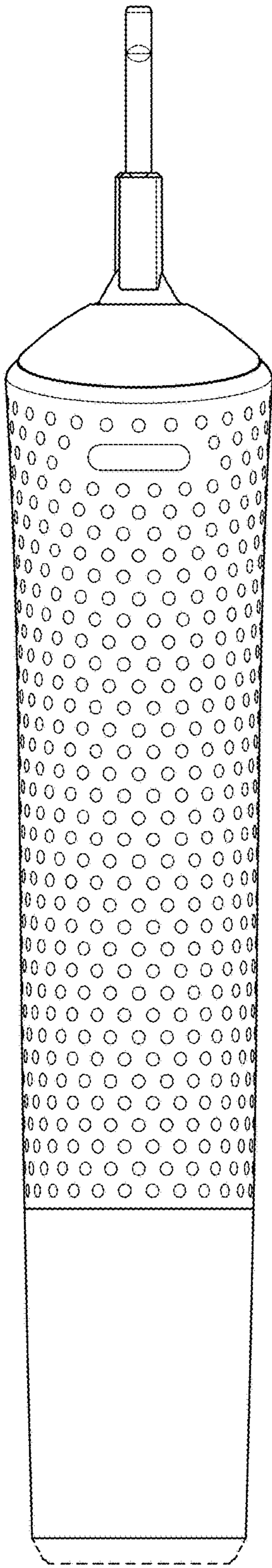


FIG. 11

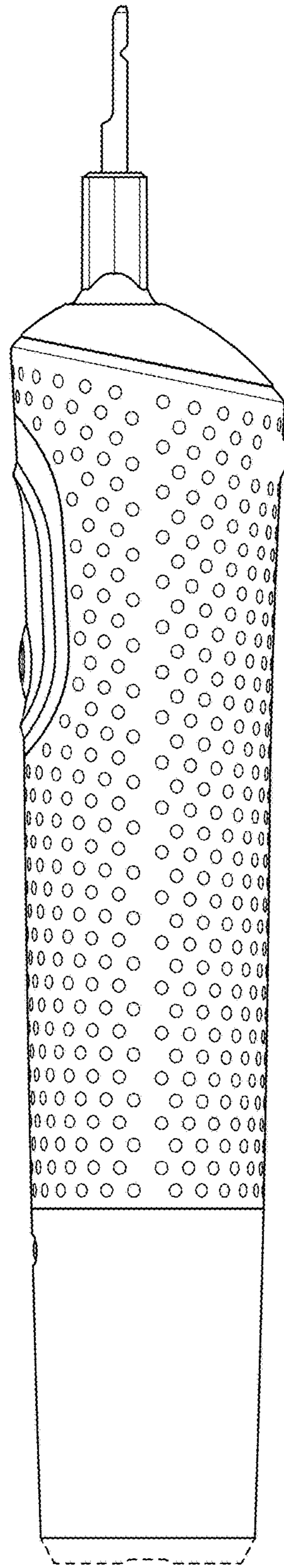


FIG. 12

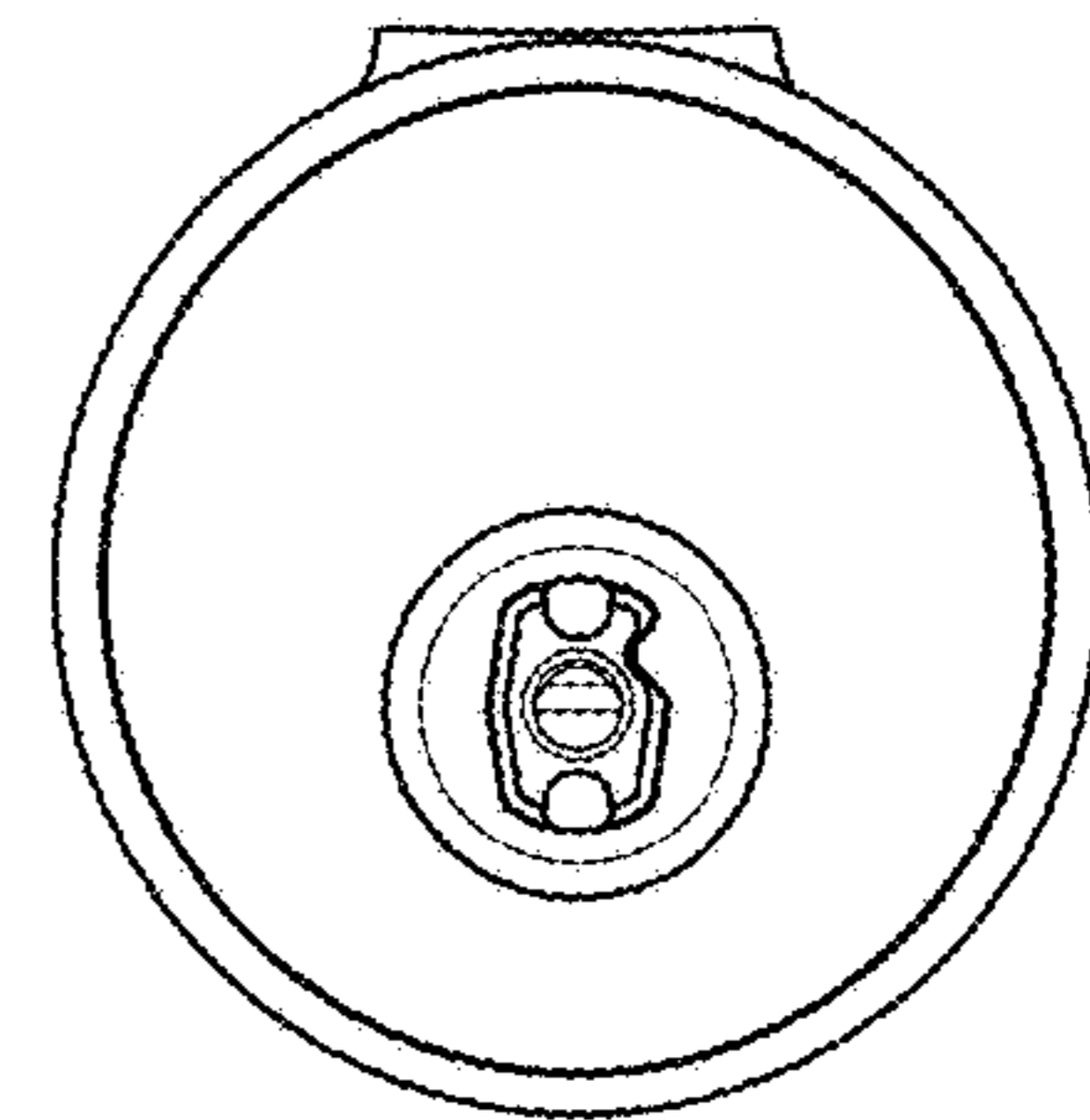


FIG. 13

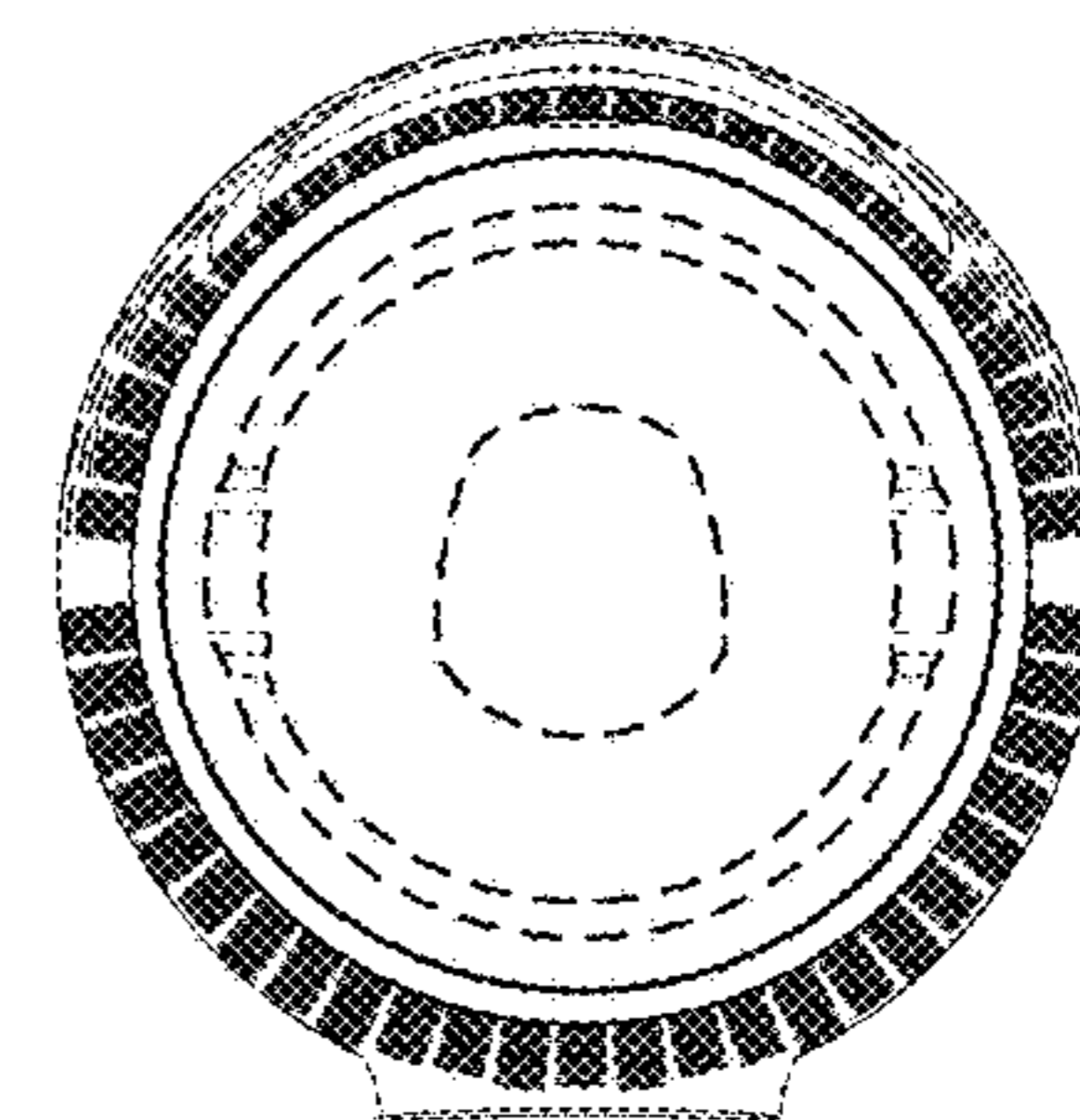


FIG. 14