



US00D819955S

(12) **United States Design Patent** (10) **Patent No.:** **US D819,955 S**
Butler (45) **Date of Patent:** **** Jun. 12, 2018**

(54) **FLUID CONTAINER**
(71) Applicant: **Robert Butler**, Benson, VT (US)
(72) Inventor: **Robert Butler**, Benson, VT (US)
(73) Assignee: **Sinergy, LLC**, Benson, VT (US)
(**) Term: **15 Years**
(21) Appl. No.: **29/568,199**
(22) Filed: **Jun. 16, 2016**
(51) **LOC (11) Cl.** **03-01**
(52) **U.S. Cl.**
USPC **D3/202**
(58) **Field of Classification Search**
USPC D3/201, 202, 215, 269; D7/619.1, 624.2;
224/148.1, 148.4, 148.5, 164, 165, 175,
224/219, 267; 222/175
CPC A45F 3/20; A45F 2003/006; A45F
2005/008; A45F 5/00; A45F 3/16; A44C
5/14; A44C 5/003; A44C 5/0069; A44C
5/145
See application file for complete search history.

D538,030 S * 3/2007 Karl D3/202
D539,028 S * 3/2007 Robins D3/202
D655,496 S * 3/2012 Lamey D3/215
8,167,177 B1 * 5/2012 Galgano A45F 3/16
222/175
8,387,831 B2 3/2013 McInerney
D691,367 S * 10/2013 Chappell D3/218
D708,846 S * 7/2014 Waldon D3/218
9,113,699 B2 * 8/2015 Radosta A45F 3/20
D744,662 S * 12/2015 Stevens D2/614
D744,746 S * 12/2015 Ballesteros D3/215

(Continued)

Primary Examiner — John Windmuller
Assistant Examiner — Steven J Czyz
(74) *Attorney, Agent, or Firm* — Justin W. McCabe;
Dunkiel Saunders Elliott Raubvogel & Hand PLLC

(57) **CLAIM**

The ornamental design for a fluid container, as shown and described.

DESCRIPTION

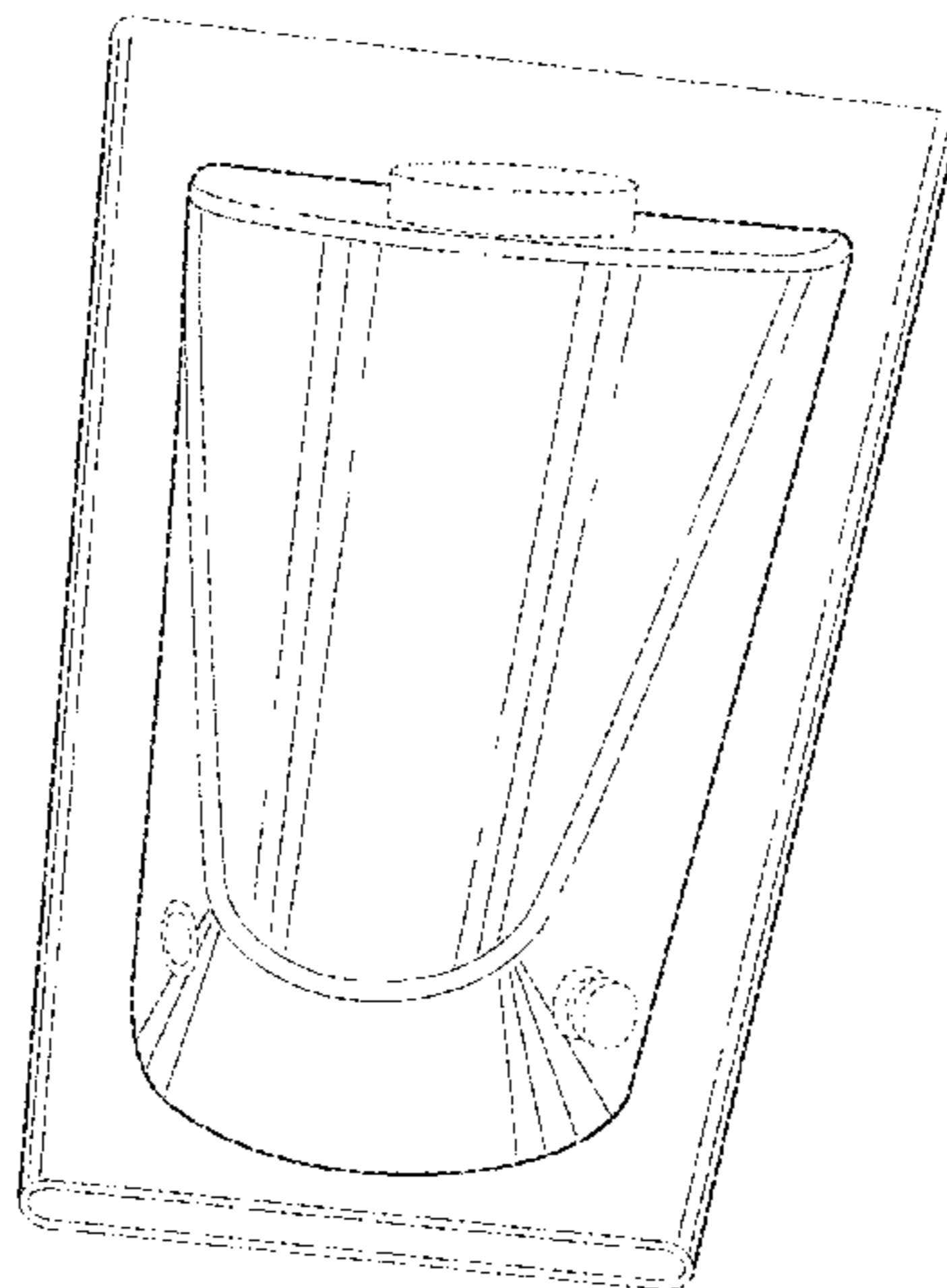
FIG. 1 is a perspective view of a fluid container;
FIG. 2 is a perspective view of the fluid container of FIG. 1,
and shown in use;
FIG. 3 is a front plan view thereof;
FIG. 4 is a rear plan view thereof;
FIG. 5 is a right side plan view thereof;
FIG. 6 is a left side plan view thereof;
FIG. 7 is a top plan view thereof;
FIG. 8 is a bottom plan view thereof;
FIG. 9 is a perspective view of the fluid container with the
internal bladder removed; and,
FIG. 10 is a perspective view of the fluid container with the
unclaimed bladder port on the opposite side for ease of
disclosure.
The broken lines depict portions of the article and environ-
ment that form no part of the claimed design.

1 Claim, 10 Drawing Sheets

(56) **References Cited**

U.S. PATENT DOCUMENTS

4,788,631 A * 11/1988 Fuller F21V 9/083
362/103
4,988,097 A * 1/1991 Smith A45C 1/04
224/148.2
D315,245 S * 3/1991 Envall D3/202
D323,430 S * 1/1992 Niederkorn 224/221
D373,240 S * 9/1996 Parnell D3/202
5,566,869 A * 10/1996 Katz A45F 3/16
137/516.11
D404,908 S * 2/1999 Lollis D3/215
D408,988 S * 5/1999 Barber D3/215
5,938,089 A 8/1999 Abreu-Marston
6,173,866 B1 * 1/2001 Taylor, Jr. A45F 3/20
222/175
D515,805 S * 2/2006 Jones D3/215



(56)

References Cited

U.S. PATENT DOCUMENTS

| | | | | | |
|--------------|------|--------|-----------|-------|--------------|
| 9,238,539 | B2 * | 1/2016 | Lynch | | B65D 75/5877 |
| D749,315 | S * | 2/2016 | Ross | | D3/215 |
| 2010/0001022 | A1 * | 1/2010 | McInerney | | A45F 3/16 |
| | | | | | 222/175 |
| 2010/0019006 | A1 * | 1/2010 | Van Art | | A45F 3/20 |
| | | | | | 224/148.2 |
| 2012/0048898 | A1 * | 3/2012 | Franklin | | A45F 3/20 |
| | | | | | 224/148.2 |
| 2012/0152986 | A1 * | 6/2012 | Van Art | | A45F 3/20 |
| | | | | | 224/148.2 |
| 2013/0026248 | A1 * | 1/2013 | Paulsen | | A45F 5/00 |
| | | | | | 239/1 |

* cited by examiner

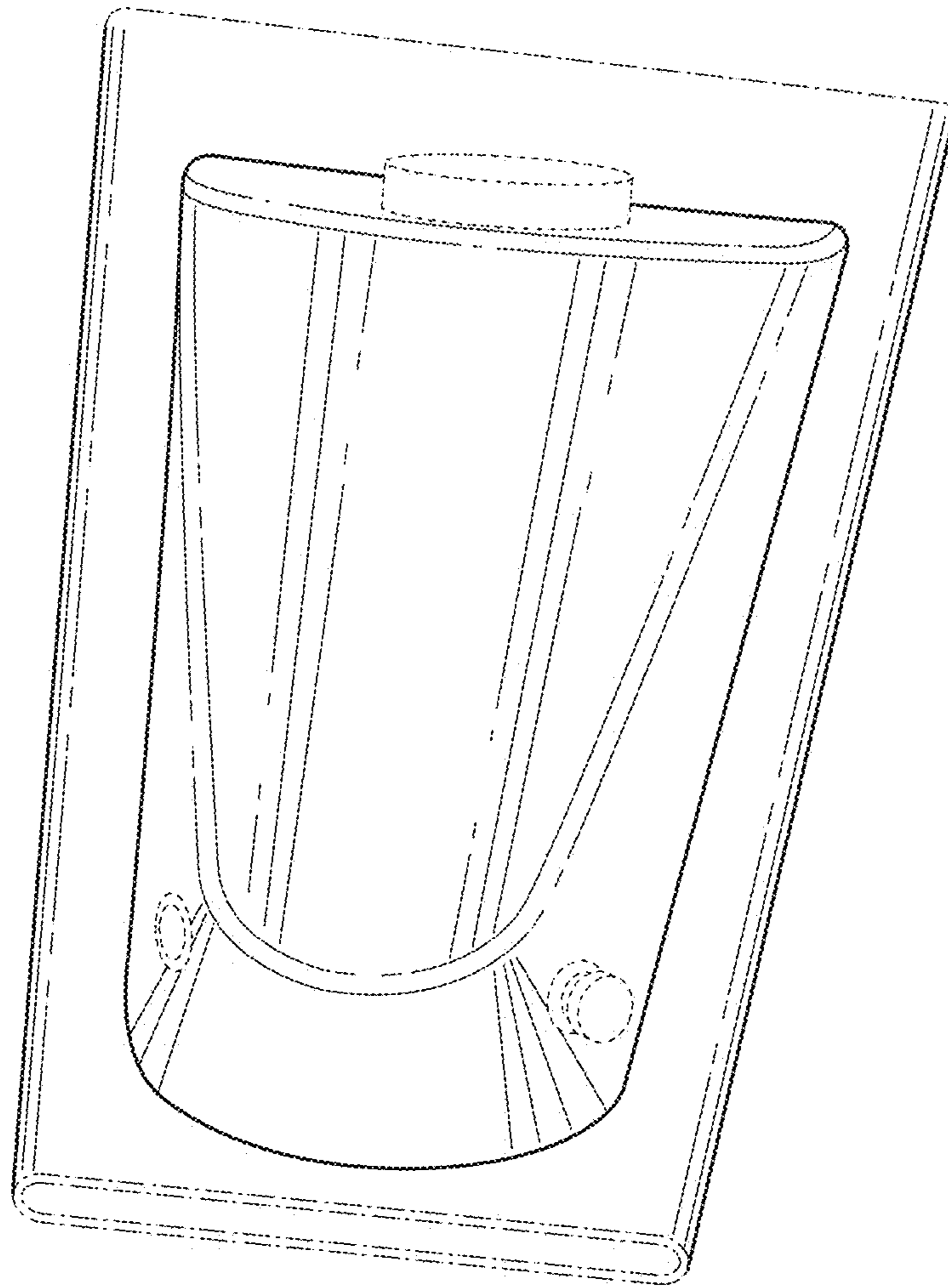


FIG. 1

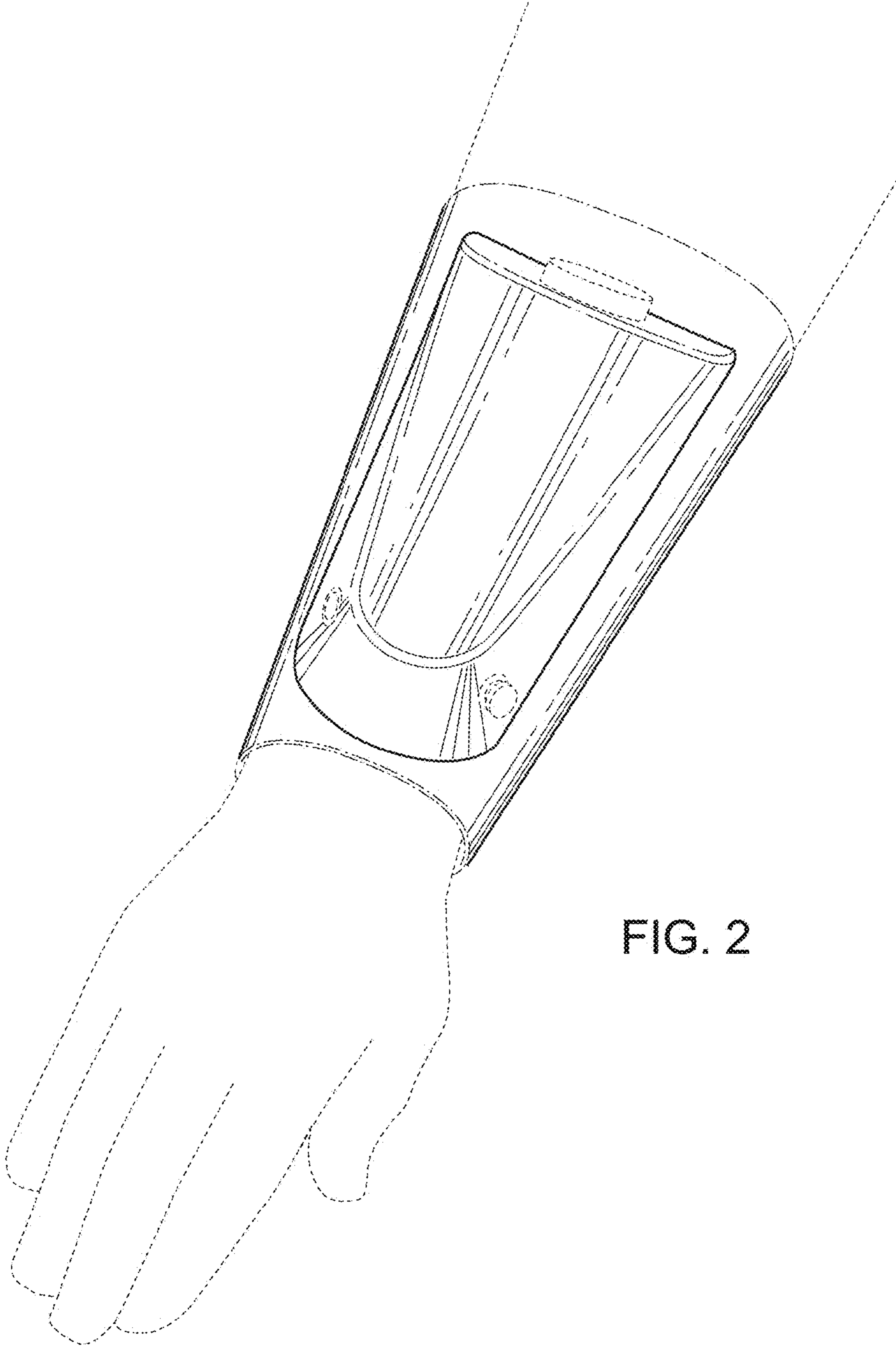


FIG. 2

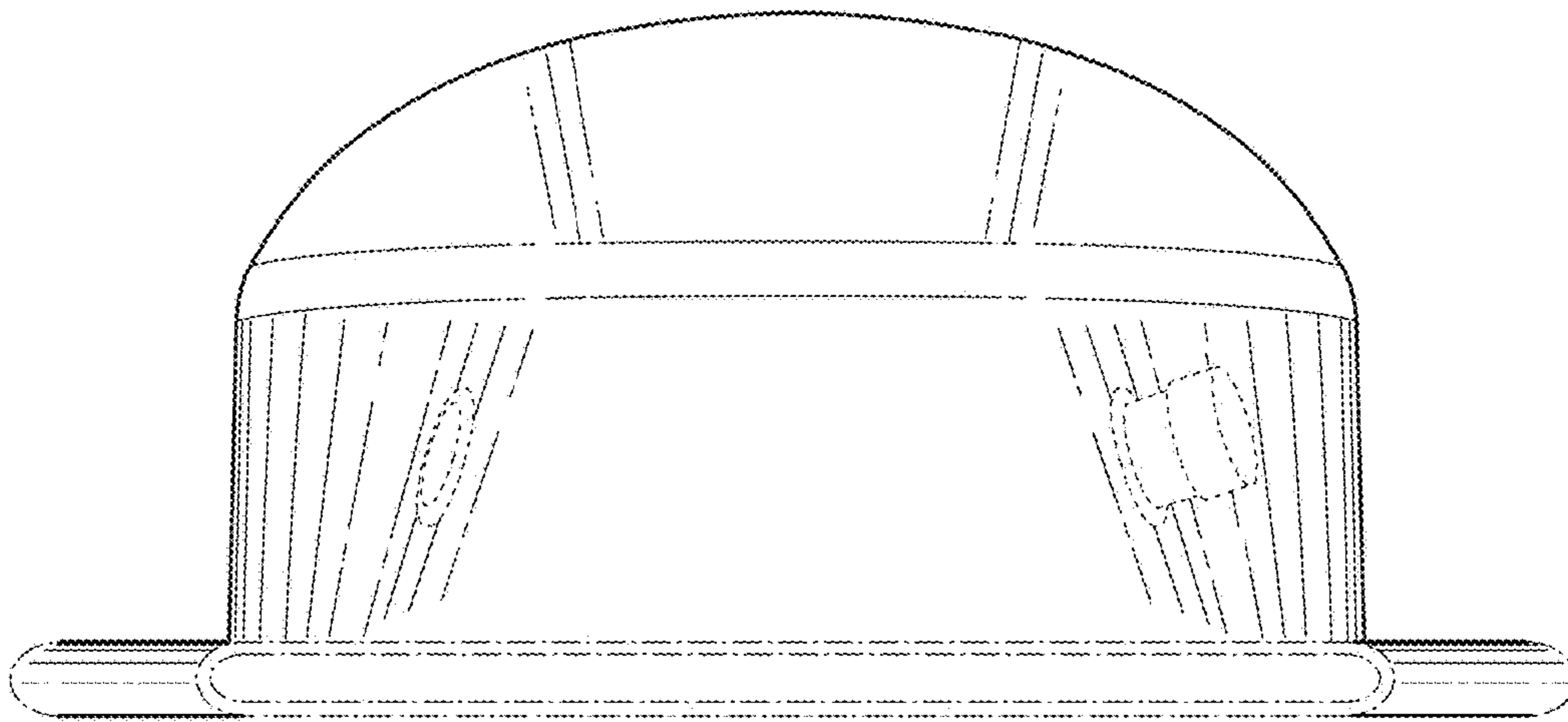


FIG. 3

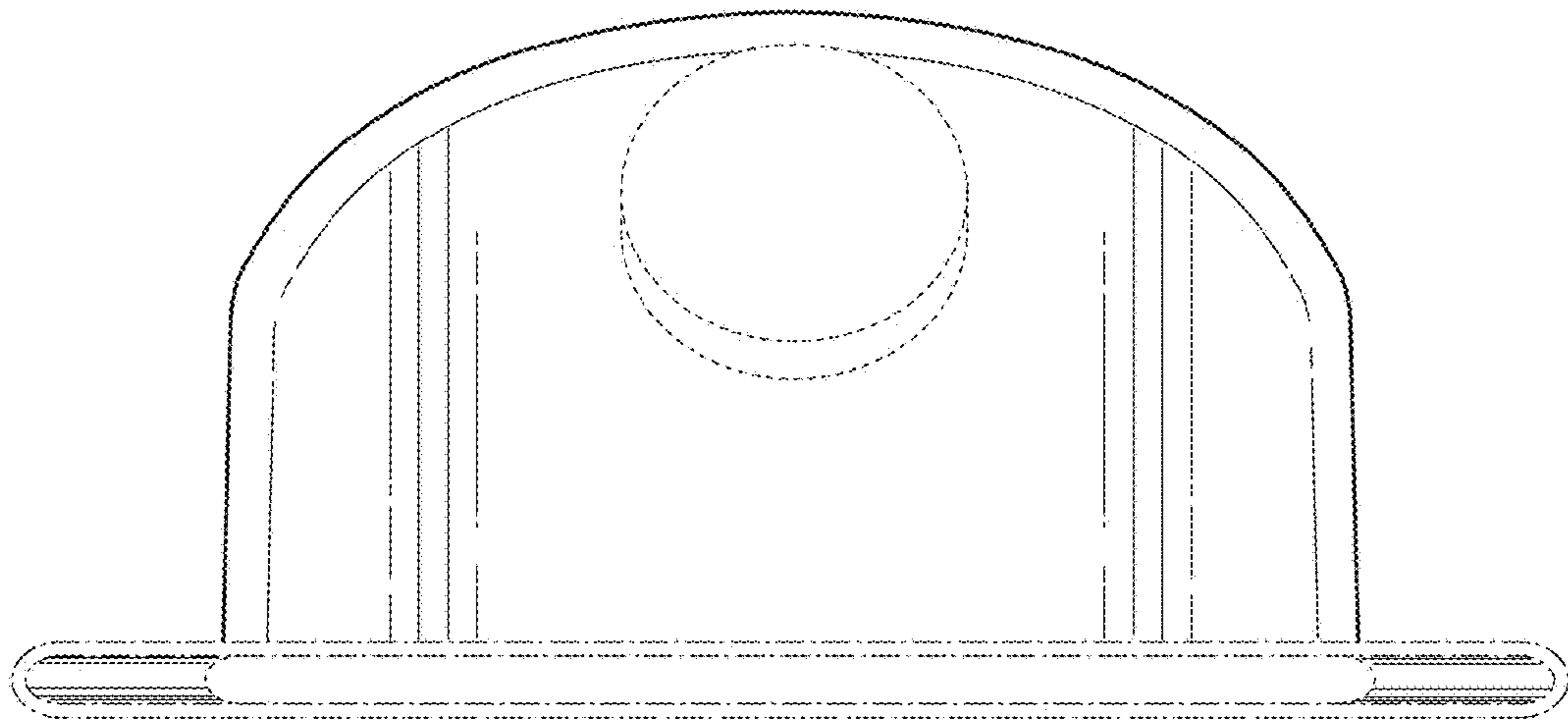


FIG. 4

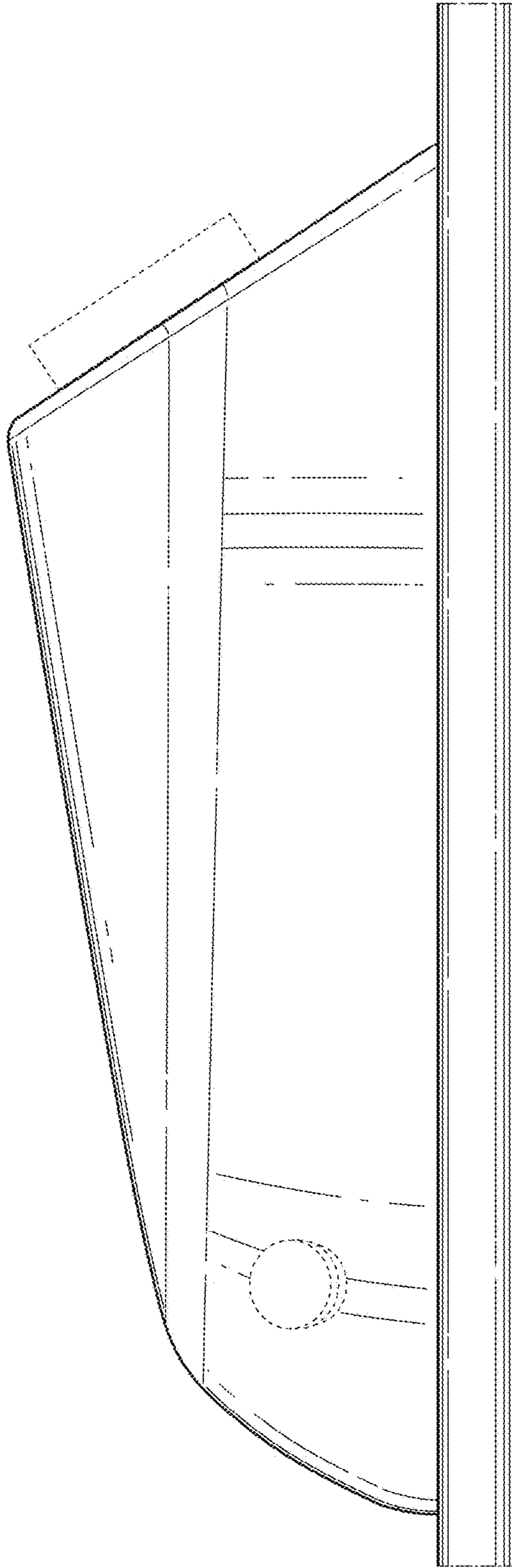


FIG. 5

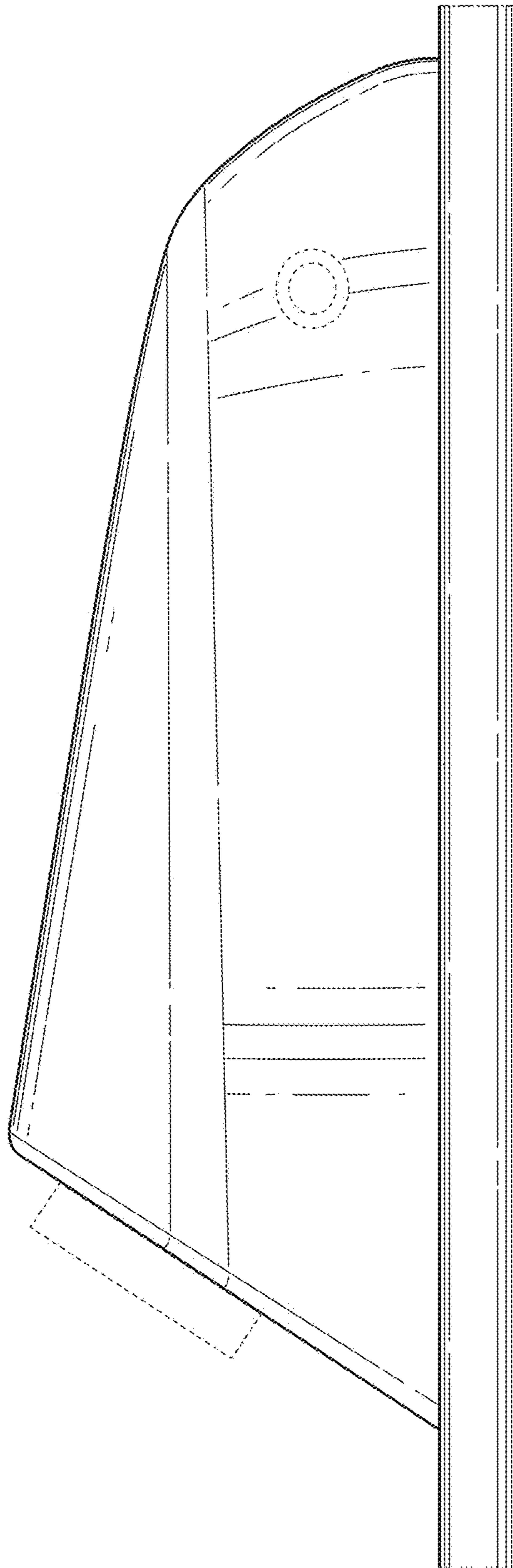


FIG. 6

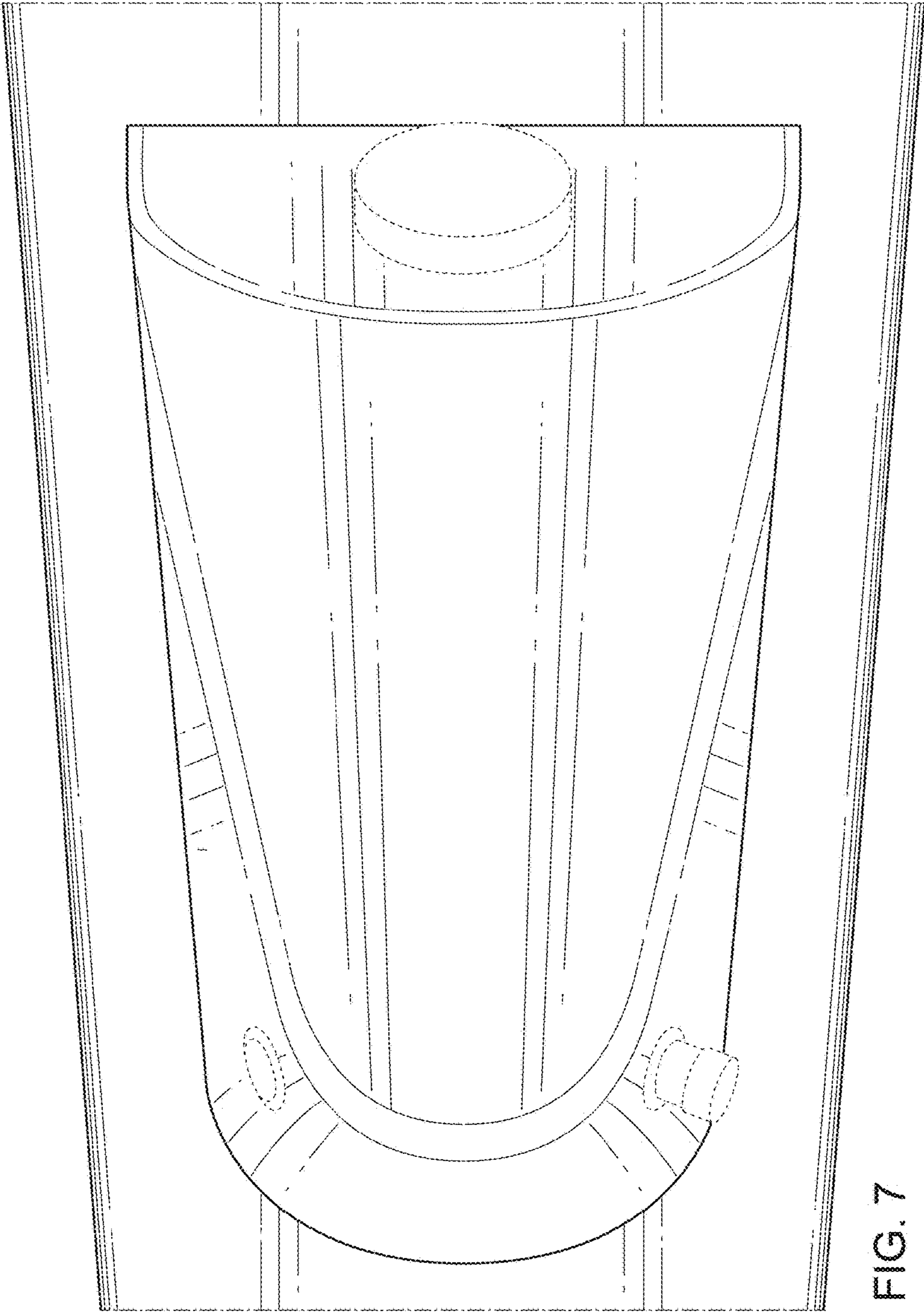


FIG. 7

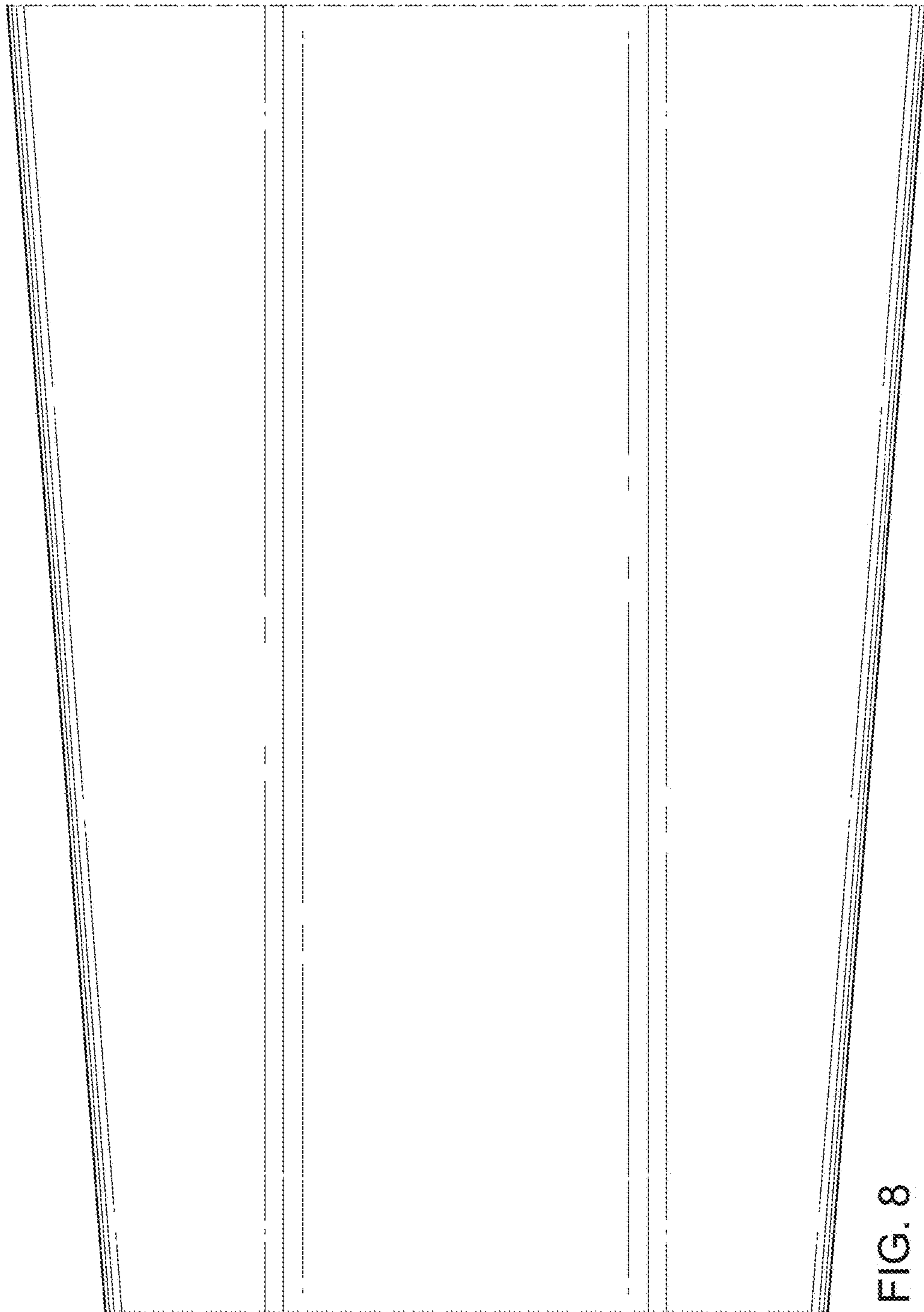


FIG. 8

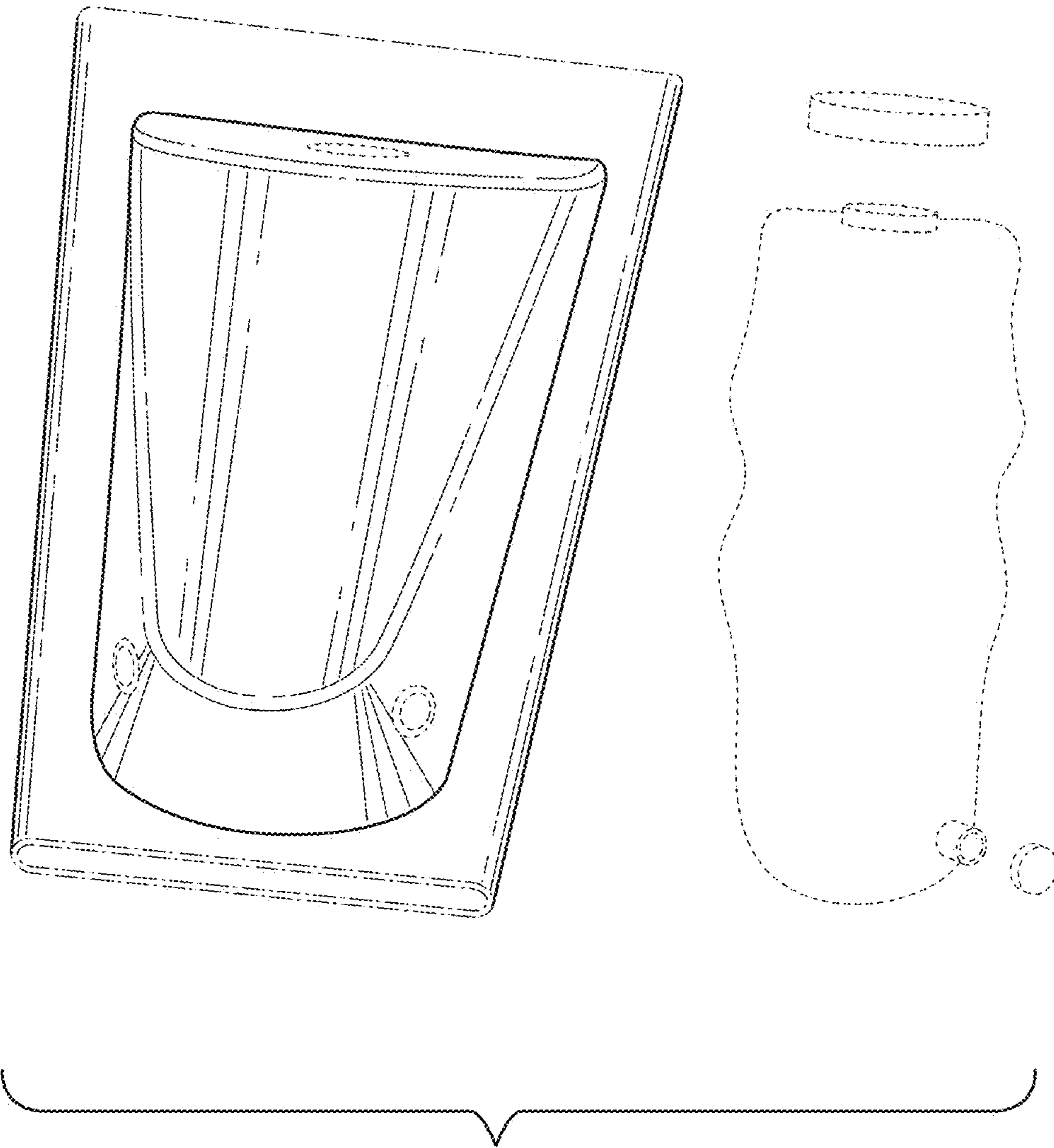


FIG. 9

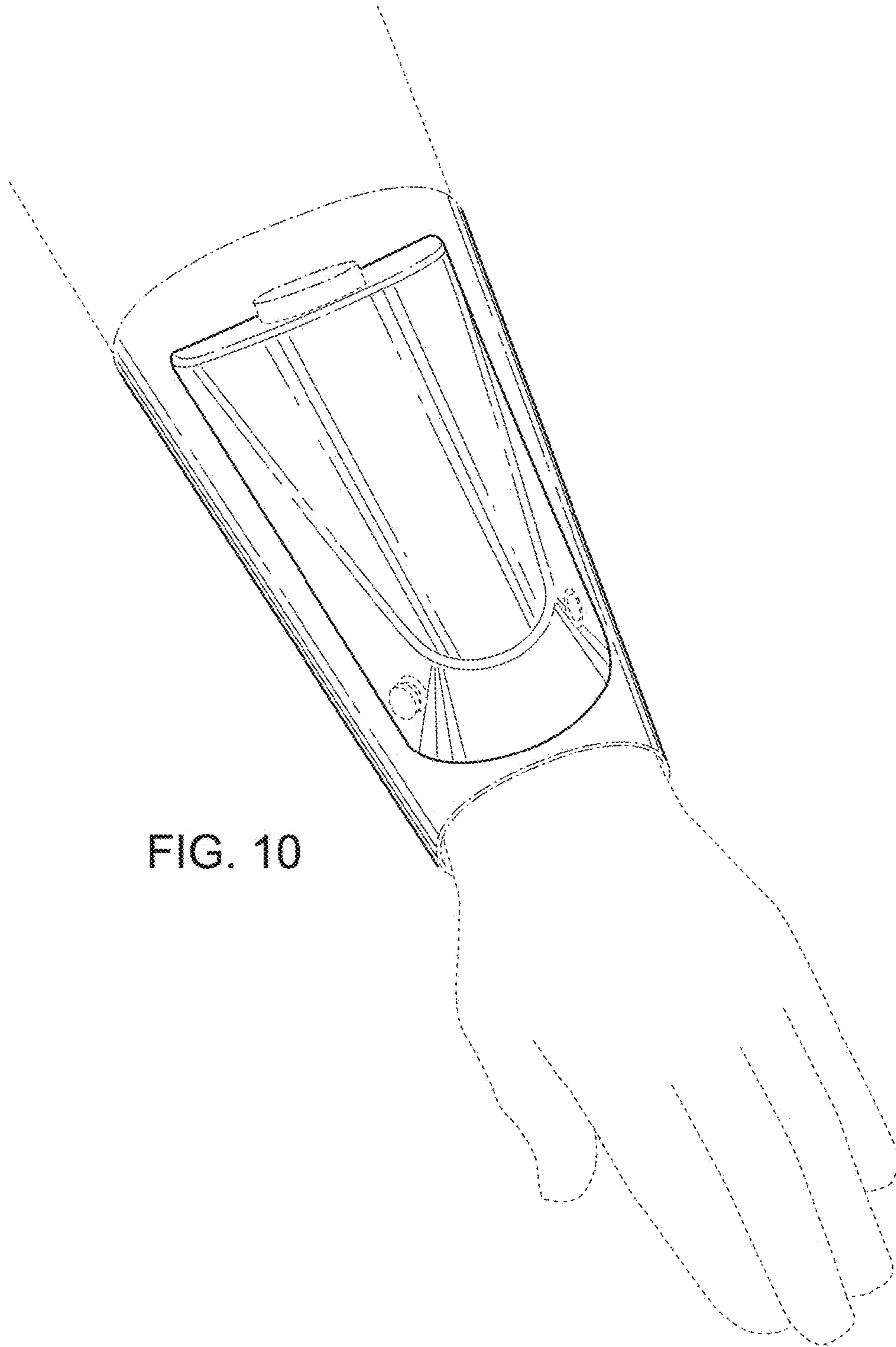


FIG. 10