



US00D819954S

(12) **United States Design Patent**
Thomas

(10) **Patent No.:** **US D819,954 S**
(45) **Date of Patent:** **** Jun. 12, 2018**

(54) **SHOE FASTENER**

(71) Applicant: **STARTING BLOCKS**, Paris (FR)

(72) Inventor: **Céline Thomas**, Paris (FR)

(**) Term: **15 Years**

(21) Appl. No.: **35/502,740**

(22) Filed: **Mar. 16, 2017**

(80) **Hague Agreement Data**
 Int. Filing Date: **Mar. 16, 2017**
 Int. Reg. No.: **DM/095380**
 Int. Reg. Date: **Mar. 16, 2017**
 Int. Reg. Pub. Date: **Mar. 31, 2017**

(51) **LOC (11) Cl.** **02-07**

(52) **U.S. Cl.**
 USPC **D2/978**

(58) **Field of Classification Search**
 USPC D8/382, 388, 389, 394; D11/116, 200,
 D11/201, 206, 209, 213, 214, 221, 226,
 D11/229, 230, 231, 232
 CPC A43C 11/00; A43C 11/004; A43C 11/02;
 A43C 11/04; A43C 11/06; A43C 11/14;
 A43C 11/22
 See application file for complete search history.

(56) **References Cited**
U.S. PATENT DOCUMENTS

D28,443 S * 4/1898 Palmer 24/43
 D49,517 S * 8/1916 Heidelheimer D11/213
 1,361,796 A * 12/1920 Moore A43C 11/22
 36/50.1
 1,530,314 A * 3/1925 Ford A43C 11/22
 24/575.1
 1,772,238 A * 8/1930 Bonne A43C 11/22
 12/21
 D110,715 S * 8/1938 Bernard D11/213

3,509,642 A * 5/1970 Brumlik G09B 23/26
 434/278
 4,094,029 A * 6/1978 Carlile A43C 11/18
 12/113
 4,777,705 A * 10/1988 Ingram A43C 11/22
 24/453
 5,586,353 A * 12/1996 Merser A43D 11/10
 12/113
 D468,494 S * 1/2003 Holloway D11/1
 6,830,055 B1 * 12/2004 Frame A45D 8/00
 132/275
 6,968,638 B2 * 11/2005 Gonzalez
 Palacio A43B 3/0078
 24/713.1
 D612,158 S * 3/2010 Lehr D6/328
 D641,278 S * 7/2011 Siedler D11/2
 D719,339 S * 12/2014 Lee D2/978
 D780,045 S * 2/2017 Duval D11/61
 D790,207 S * 6/2017 Park D2/976
 2010/0325849 A1 * 12/2010 Clayton A43C 11/22
 24/713.6
 2014/0082963 A1 * 3/2014 Beers A43C 11/00
 36/83

* cited by examiner

Primary Examiner — Elizabeth Albert

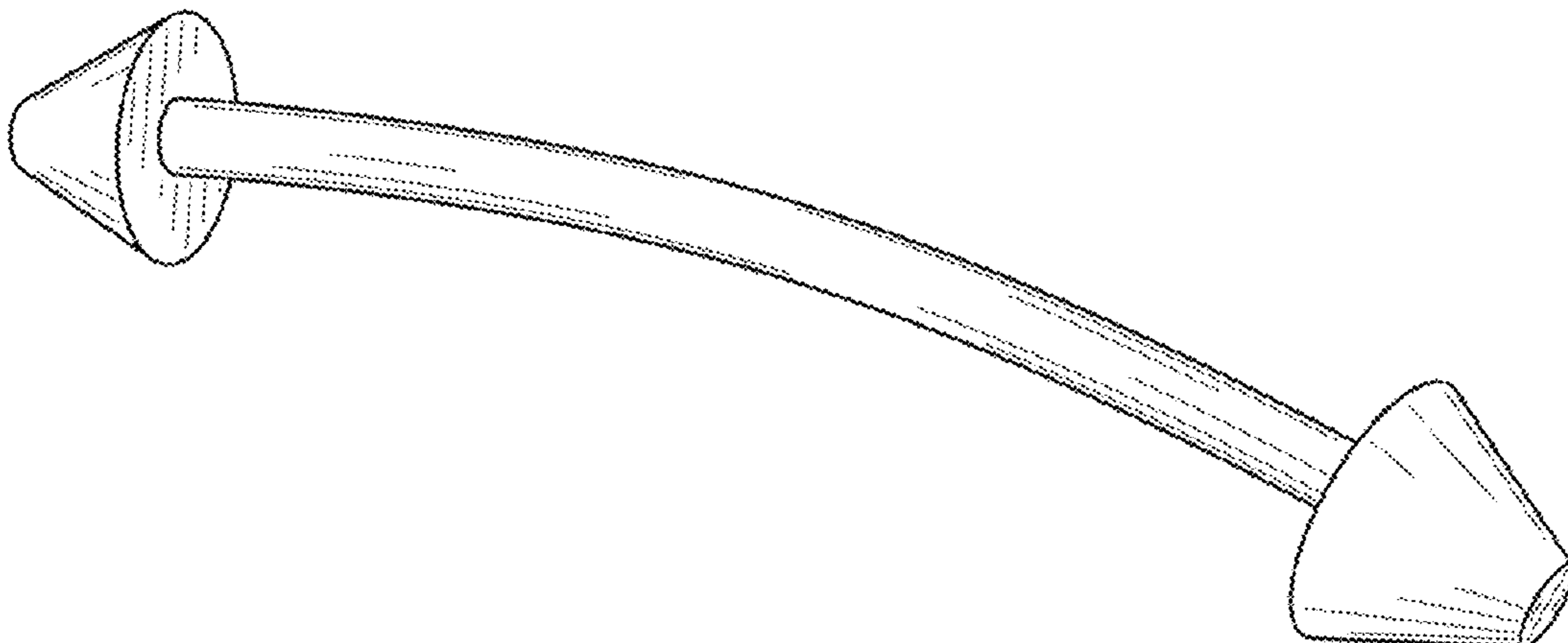
(57) **CLAIM**

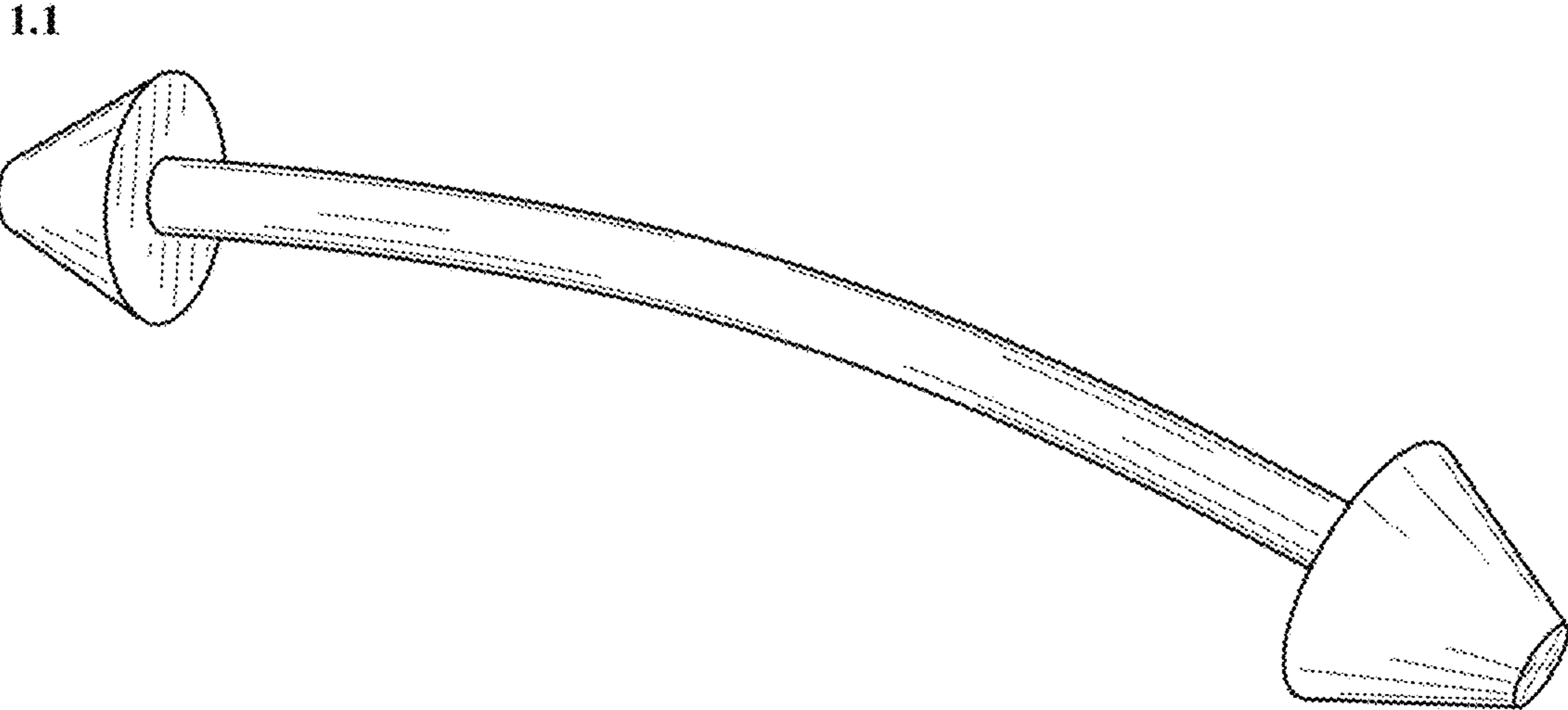
The ornamental design for a shoe fastener, as shown and described.

DESCRIPTION

- 1. Shoe fastener
- 1.1 is a perspective view of a shoe fastener showing my new design;
- 1.2 is a front view thereof;
- 1.3 is a rear view thereof;
- 1.4 is a right side view thereof;
- 1.5 is a left side view thereof;
- 1.6 is a top view thereof; and
- 1.7 is a bottom view thereof.

1 Claim, 7 Drawing Sheets






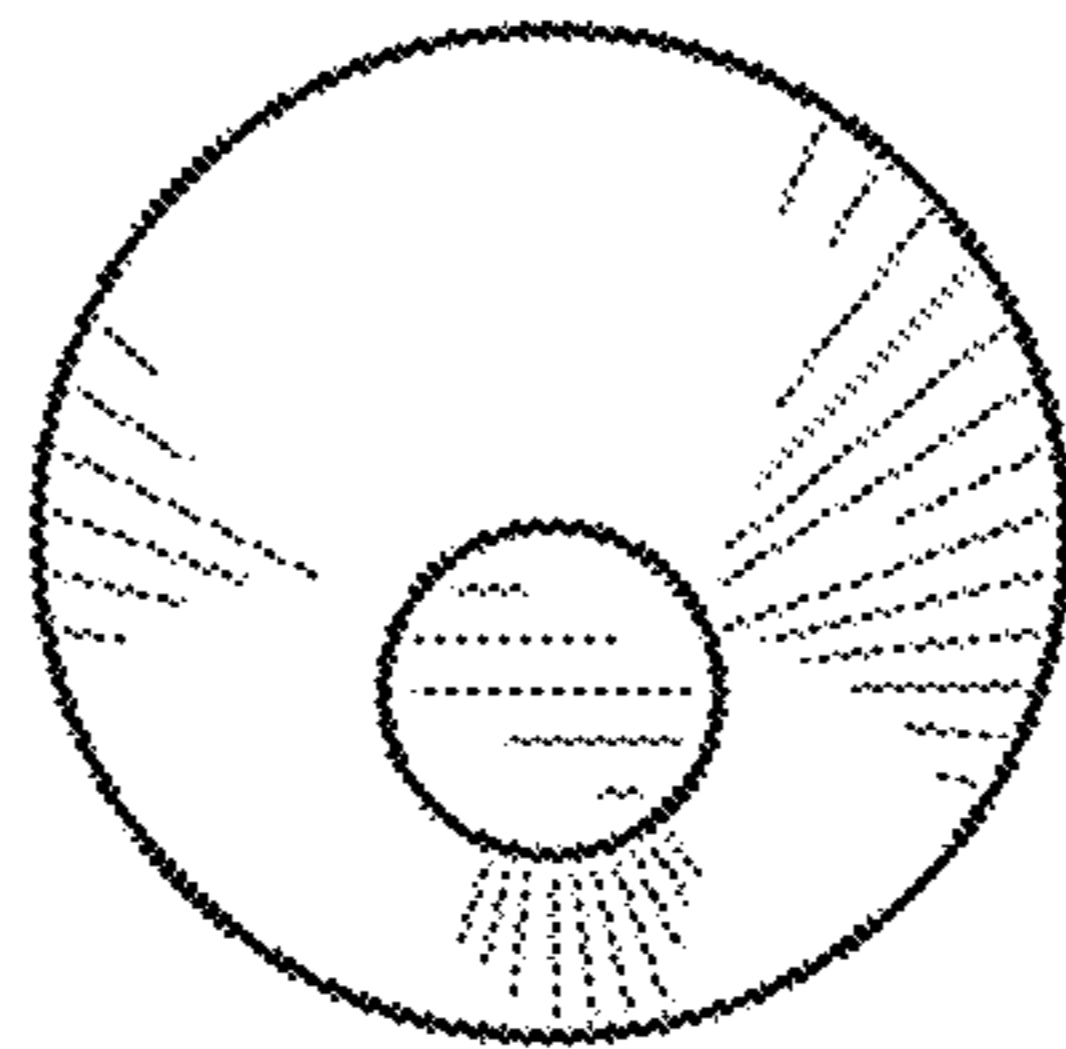
1.2



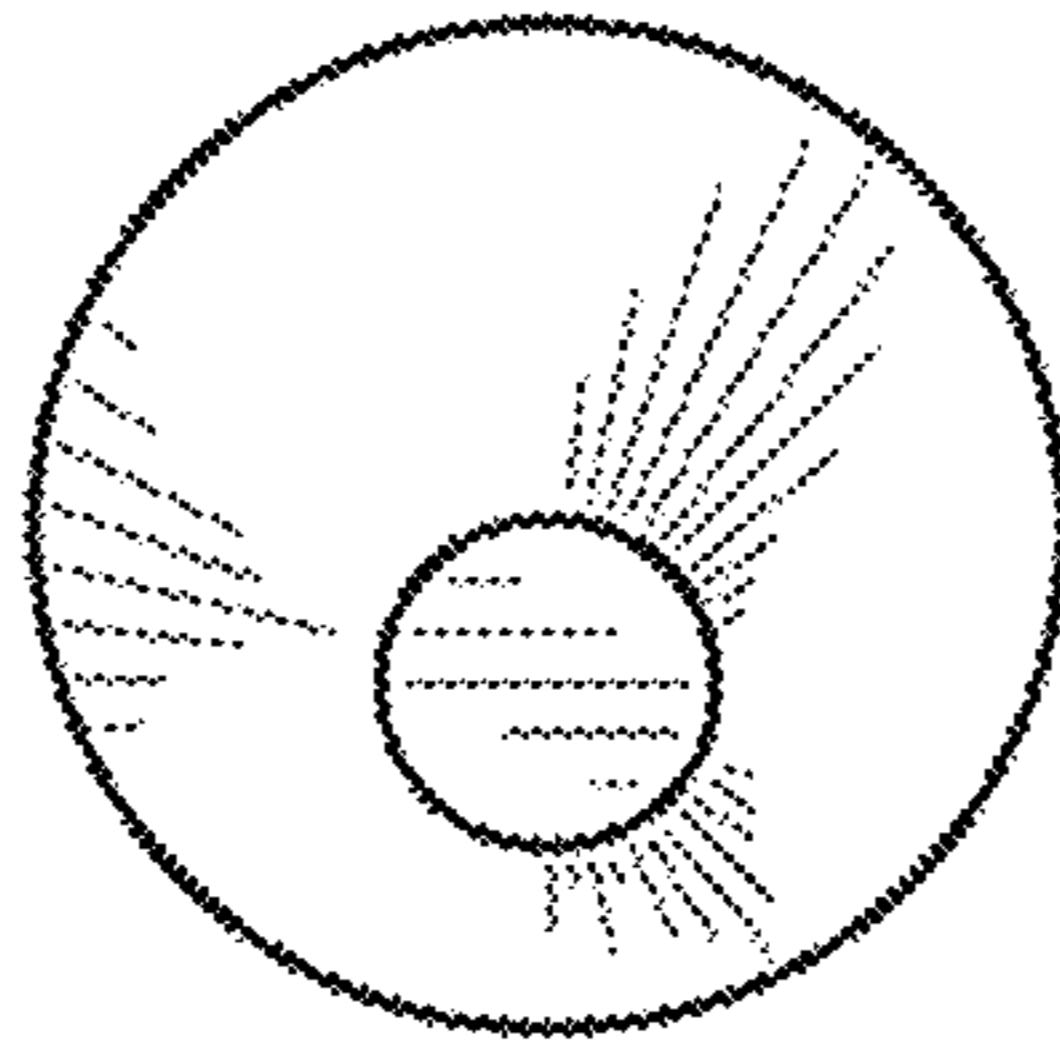
1.3



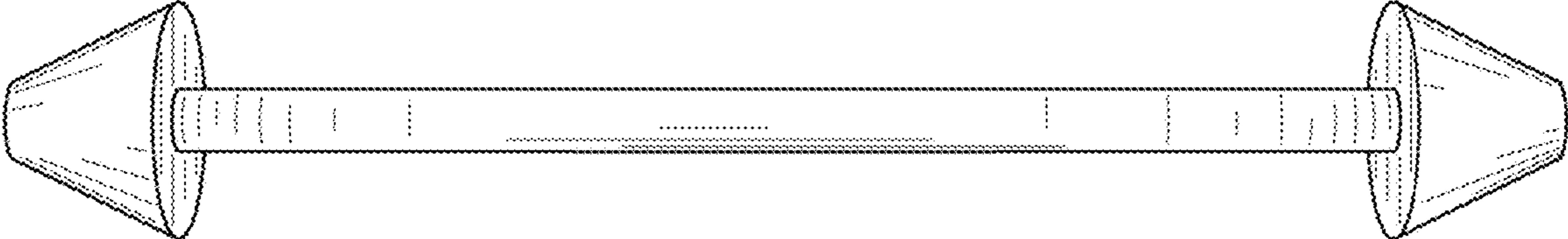
1.4



1.5



1.6



1.7

