



US00D819943S

(12) **United States Design Patent**
Cuini

(10) **Patent No.:** **US D819,943 S**
(45) **Date of Patent:** **** Jun. 12, 2018**

- (54) **SHOE EXTERIOR**
- (71) Applicant: **4UNION SRL (Limited Liability Company)**, Porto Sant'elpidio (FM) (IT)
- (72) Inventor: **Enrico Cuini**, Porto Sant'elpidio (IT)
- (73) Assignee: **4UNION SRL**, Porto Sant'elpidio (FM) (IT)
- (**) Term: **15 Years**
- (21) Appl. No.: **29/579,922**
- (22) Filed: **Oct. 4, 2016**

1,137,618 A *	4/1915	Heys	A43B 13/12 12/146 B
D428,549 S *	7/2000	Ruffin	D2/925
D462,158 S *	9/2002	White	D2/947
D550,435 S *	9/2007	Schoenborn	D2/947
D580,639 S *	11/2008	Wurzburg	D2/946
D584,887 S *	1/2009	Earle	D2/951
D588,793 S *	3/2009	Dillenbeck	D2/946
D594,198 S *	6/2009	Kosmas	D2/961
D595,491 S *	7/2009	Ma	D2/961
D670,483 S *	11/2012	Campbell	D2/951
D675,004 S *	1/2013	Singleton	D2/961
D688,856 S *	9/2013	Miner	D2/951
D693,101 S *	11/2013	Dombrow	D2/951
D699,026 S *	2/2014	Stark	D2/951
D752,325 S *	3/2016	Spieth	D2/951
D756,086 S *	5/2016	Bartel	D2/947

(Continued)

- (30) **Foreign Application Priority Data**
- May 27, 2016 (IT) 402016000055254
- (51) **LOC (11) Cl.** **02-04**
- (52) **U.S. Cl.**
- USPC **D2/950; D2/947; D2/951; D2/953**
- (58) **Field of Classification Search**
- USPC D2/902, 906, 908, 916, 918, 925,
D2/946-962, 977; 36/3 B, 22 R, 24.5,
36/25 R, 28, 32 R, 34 R, 59 C, 67 A, 103
- CPC A43B 13/00; A43B 13/02; A43B 13/023;
A43B 13/026; A43B 13/04; A43B 13/08;
A43B 13/10; A43B 13/12; A43B 13/14;
A43B 13/141; A43B 13/142; A43B
13/16; A43B 13/18; A43B 13/181; A43B
13/187; A43B 13/189; A43B 13/20; A43B
13/22; A43B 13/223; A43B 13/24; A43B
13/28; A43B 13/30; A43B 13/32; A43B
13/34; A43B 13/36
- See application file for complete search history.

Primary Examiner — T. Chase Nelson

(74) *Attorney, Agent, or Firm* — Dennemeyer & Associates, LLC

- (56) **References Cited**
- U.S. PATENT DOCUMENTS
- 576,232 A * 2/1897 Slomka A43B 7/081
36/3 B
- D35,569 S * 1/1902 Busky D2/947

(57) **CLAIM**


The ornamental design for shoe exterior, as shown and described.

DESCRIPTION

FIG. 1 is a rear perspective view of the shoe exterior in accordance with the present invention;
 FIG. 2 is a right side elevational view thereof;
 FIG. 3 is a left side elevational view thereof;
 FIG. 4 is a front elevational view thereof;
 FIG. 5 is a rear elevational view thereof;
 FIG. 6 is a bottom plan view thereof; and,
 FIG. 7 is a top plan view thereof.

The broken lines in the shoe are included for purposes of illustrating environment and form no part of the claimed design

1 Claim, 4 Drawing Sheets



(56)

References Cited

U.S. PATENT DOCUMENTS

D785,304 S * 5/2017 Seo D2/951
D795,543 S * 8/2017 Hui D2/951
9,730,485 B2 * 8/2017 Cuini A43B 7/141
2009/0193683 A1 * 8/2009 Igdari A43B 7/142
36/91
2016/0324256 A1 * 11/2016 Cuini A43B 7/141

* cited by examiner

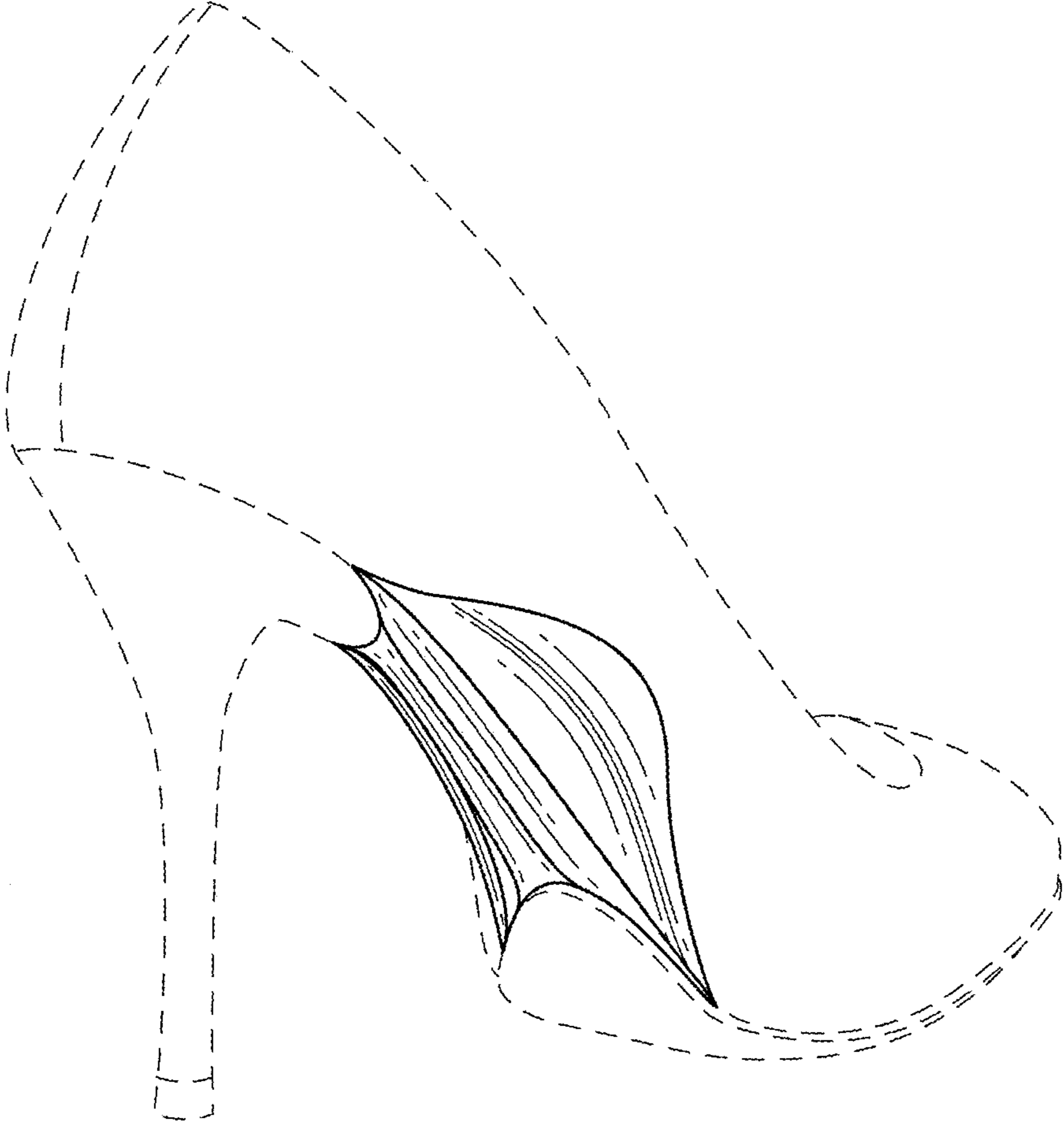


FIG. 1




FIG. 2




FIG. 3

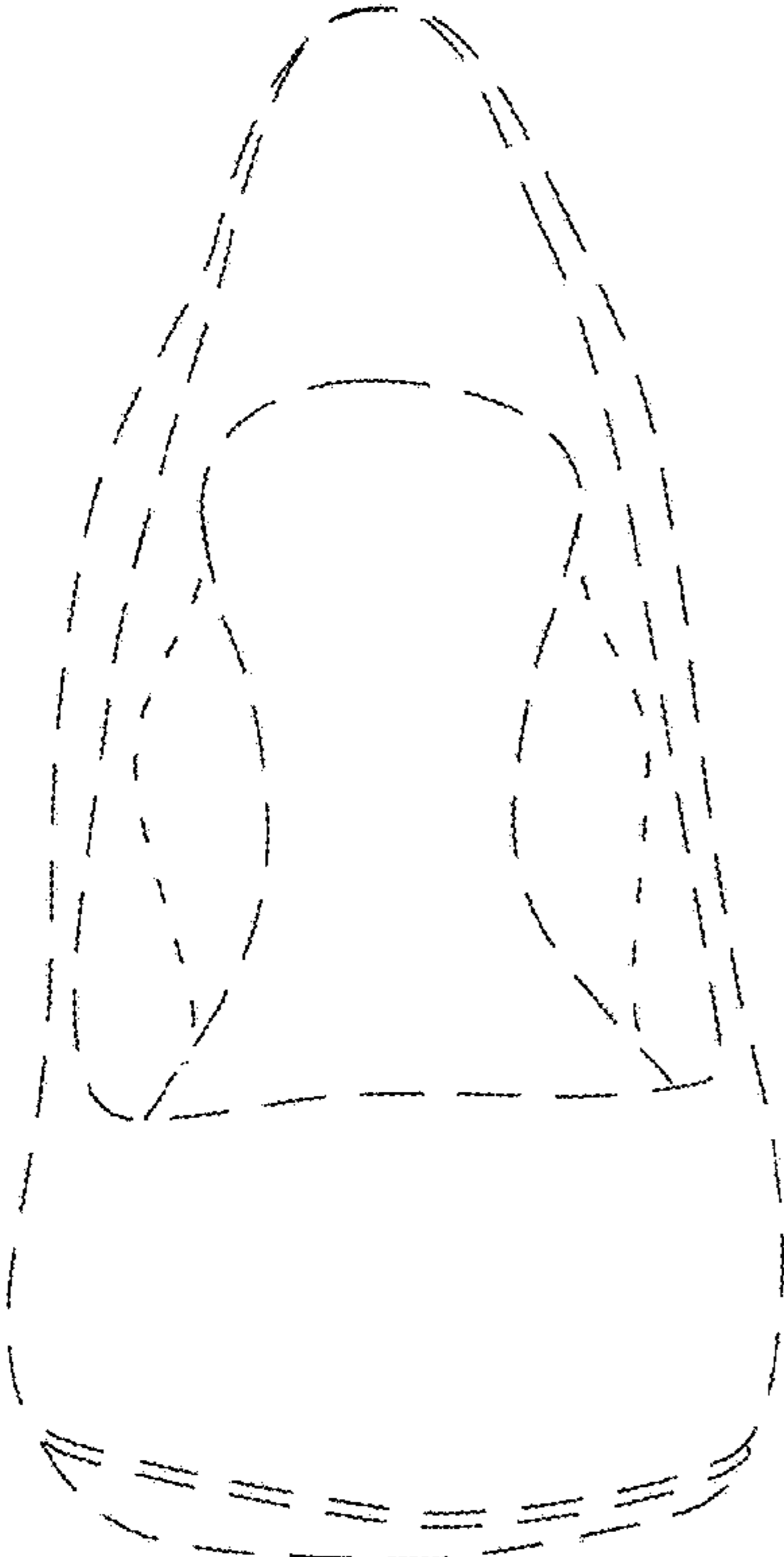


FIG. 4

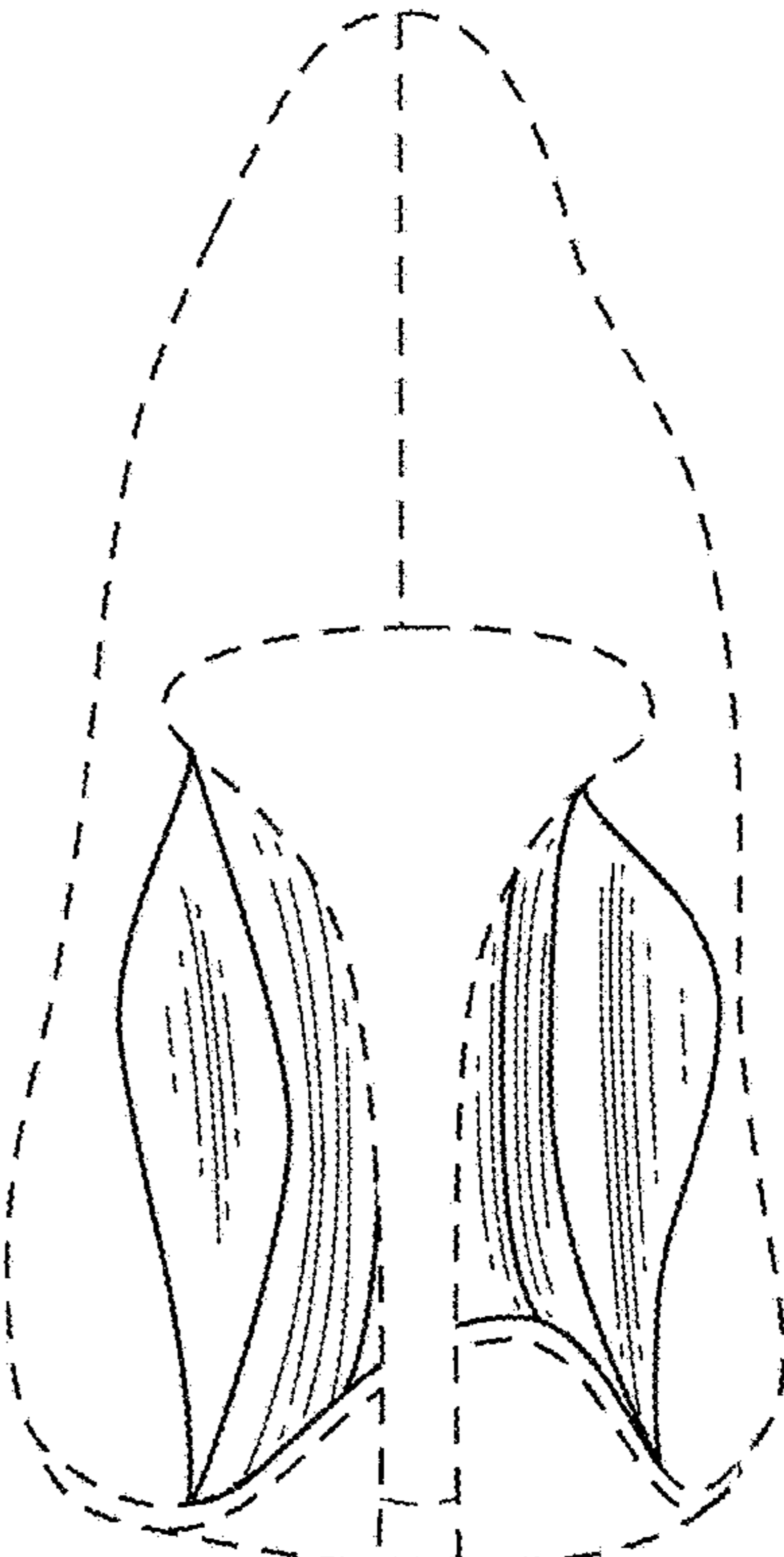


FIG. 5

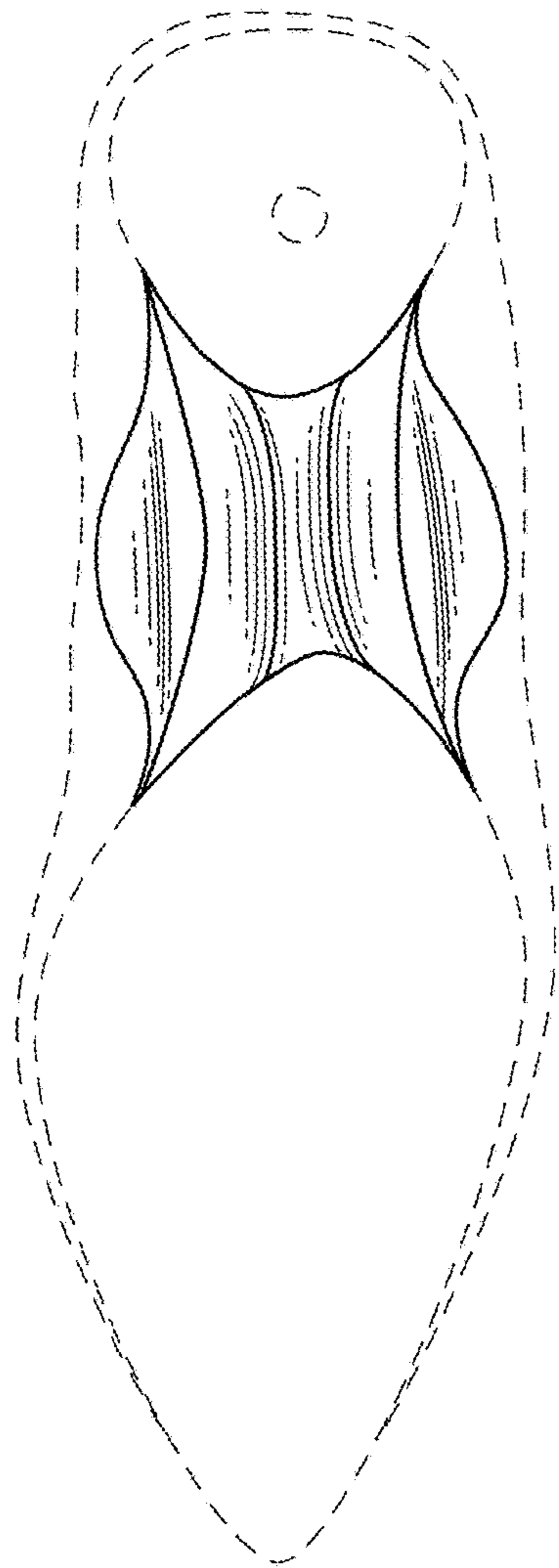


FIG. 6




FIG. 7