



US00D819941S

(12) **United States Design Patent**
Kirkwood

(10) **Patent No.:** **US D819,941 S**

(45) **Date of Patent:** **** Jun. 12, 2018**

- (54) **BOOT**
- (71) Applicant: **Nicholas Kirkwood Limited**, London (GB)
- (72) Inventor: **Nicholas Kirkwood**, London (GB)
- (73) Assignee: **NICHOLAS KIRKWOOD LIMITED**, London (GB)
- (**) Term: **15 Years**
- (21) Appl. No.: **29/578,143**
- (22) Filed: **Sep. 19, 2016**
- (51) **LOC (11) Cl.** **02-04**
- (52) **U.S. Cl.**
USPC **D2/939**
- (58) **Field of Classification Search**
USPC D2/923-942, 946, 965, 969, 971; 36/1, 36/83, 8.1-8.3, 9 R, 45-58, 104, 108, 36/76 R
CPC A43B 21/00; A43B 21/02; A43B 21/06; A43B 9/14; A43B 1/0045; A43B 13/10; A43B 13/12; A43B 23/06; A43B 23/07; A43B 1/0036; A43B 5/12
See application file for complete search history.

- (56) **References Cited**
U.S. PATENT DOCUMENTS
D11,152 S * 4/1879 Jones D2/965
D64,228 S * 3/1924 Smolen D2/939
D95,767 S * 5/1935 Marks 36/34 R
D113,018 S * 1/1939 Schwartz D2/965
D131,934 S * 4/1942 Elmore D2/939
D525,019 S * 7/2006 Kelsey D2/971

D564,202 S *	3/2008	Choi	D2/970
D609,447 S *	2/2010	Choi	D2/971
D636,982 S *	5/2011	Casadei	D2/964
D638,211 S *	5/2011	Casadei	D2/964
D657,942 S *	4/2012	Wolff	D2/910
D675,417 S *	2/2013	Cheifetz	D2/965
D679,491 S *	4/2013	Issler	D2/971
D718,029 S *	11/2014	Javits, Jr.	D2/965
D730,031 S *	5/2015	Javits, Jr.	D2/946
D740,010 S *	10/2015	Kirkwood	D2/965
D754,959 S *	5/2016	Spring	D2/970
D756,080 S *	5/2016	Slimane	D2/910
D765,955 S *	9/2016	McClaskie	D2/939
D770,738 S *	11/2016	Choi	D2/929
D773,157 S *	12/2016	Slimane	D2/925
D802,264 S *	11/2017	Kirkwood	D2/930
D802,265 S *	11/2017	Kirkwood	D2/930

* cited by examiner

Primary Examiner — Dominic V Simone
(74) *Attorney, Agent, or Firm* — Raymond R. Ferrera; Adams and Reese LLP

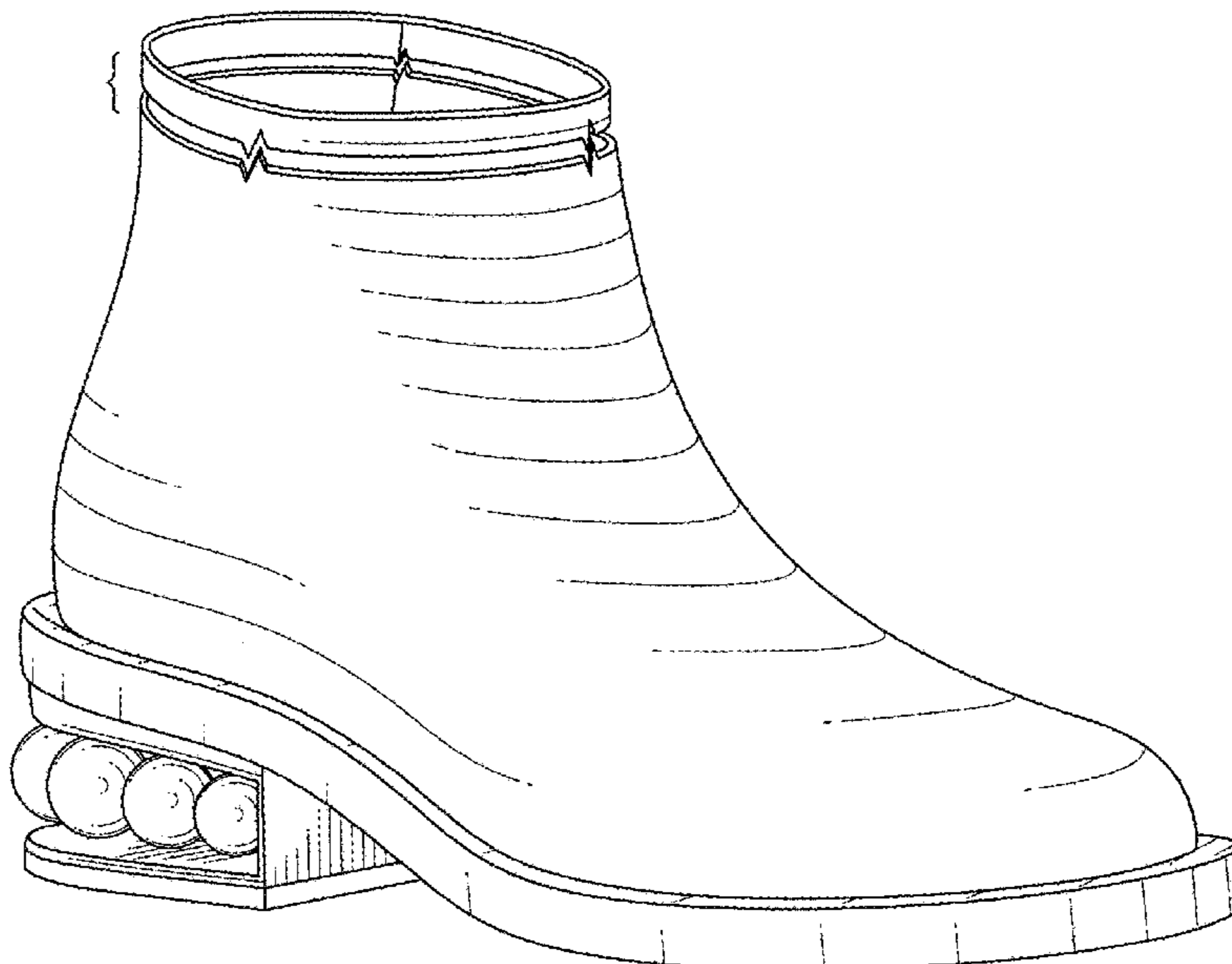
(57) **CLAIM**

The ornamental design for a boot, as shown and described.

DESCRIPTION

FIG. 1 is a perspective view showing the boot; FIG. 2 is a front view thereof; FIG. 3 is a rear view thereof; FIG. 4 is a left side view thereof; FIG. 5 is a right side view thereof; FIG. 6 is a top view thereof; and, FIG. 7 is a bottom view thereof. The appearance of any portion of the boot between the break lines forms no part of the claimed design.

1 Claim, 6 Drawing Sheets



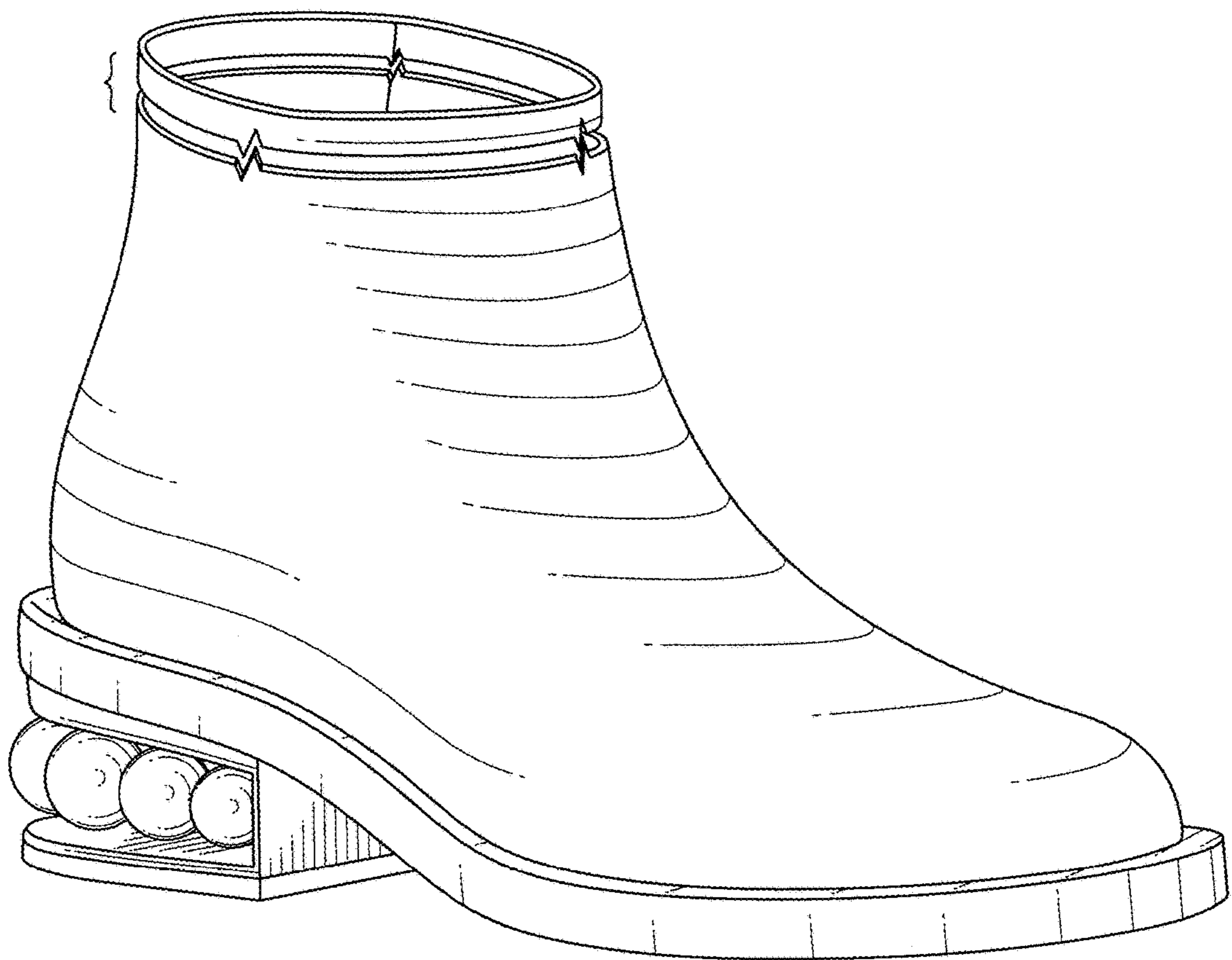


FIG. 1

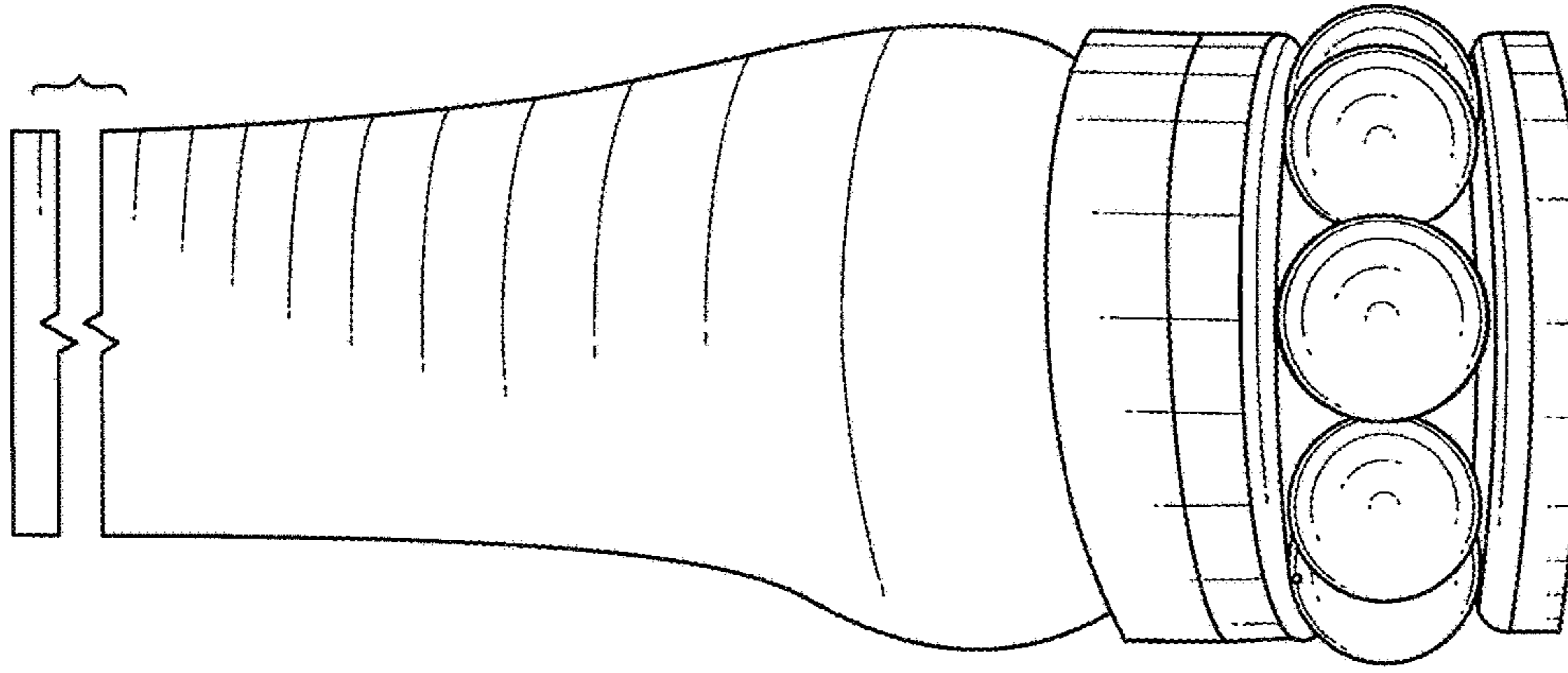


FIG. 3

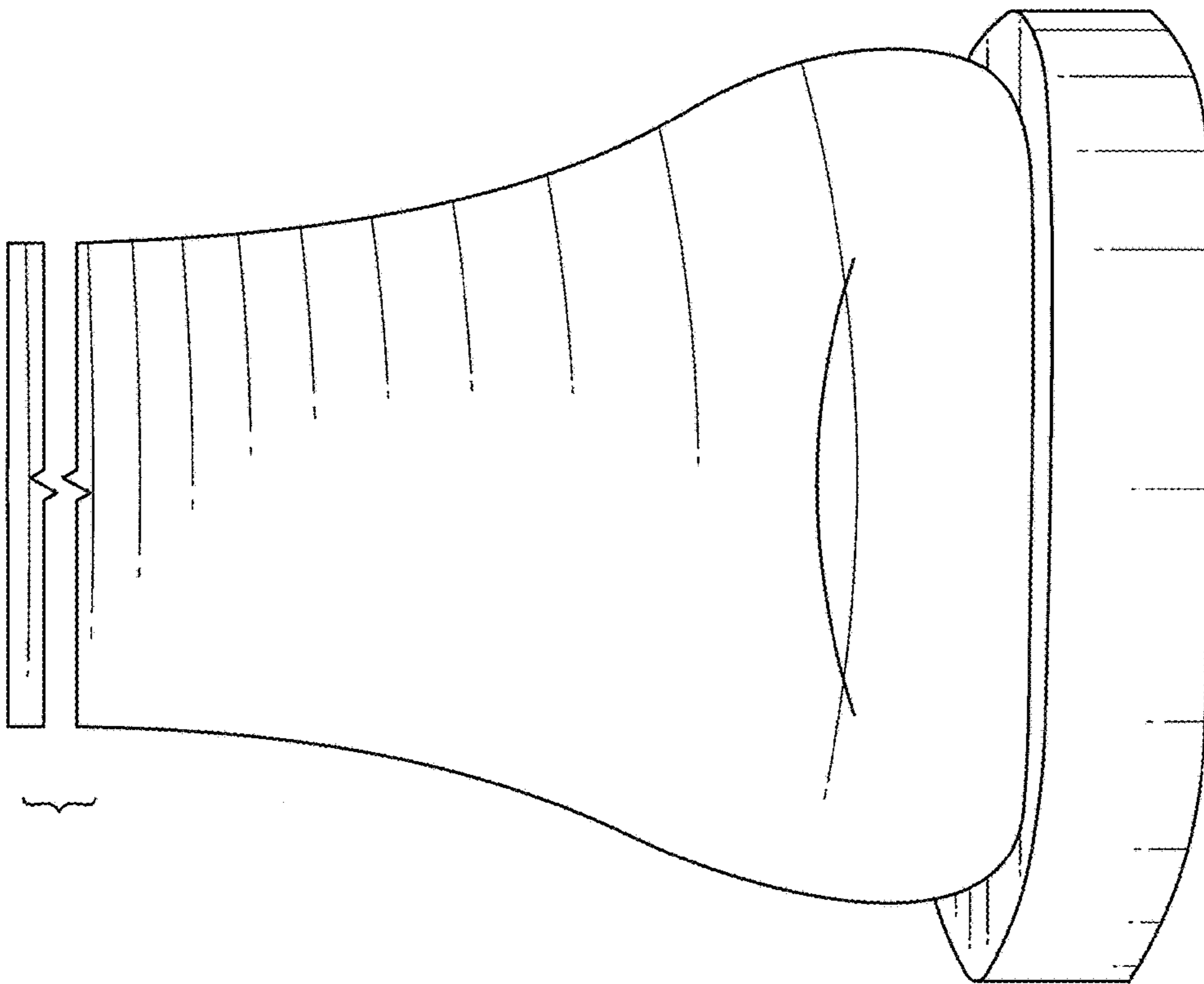


FIG. 2

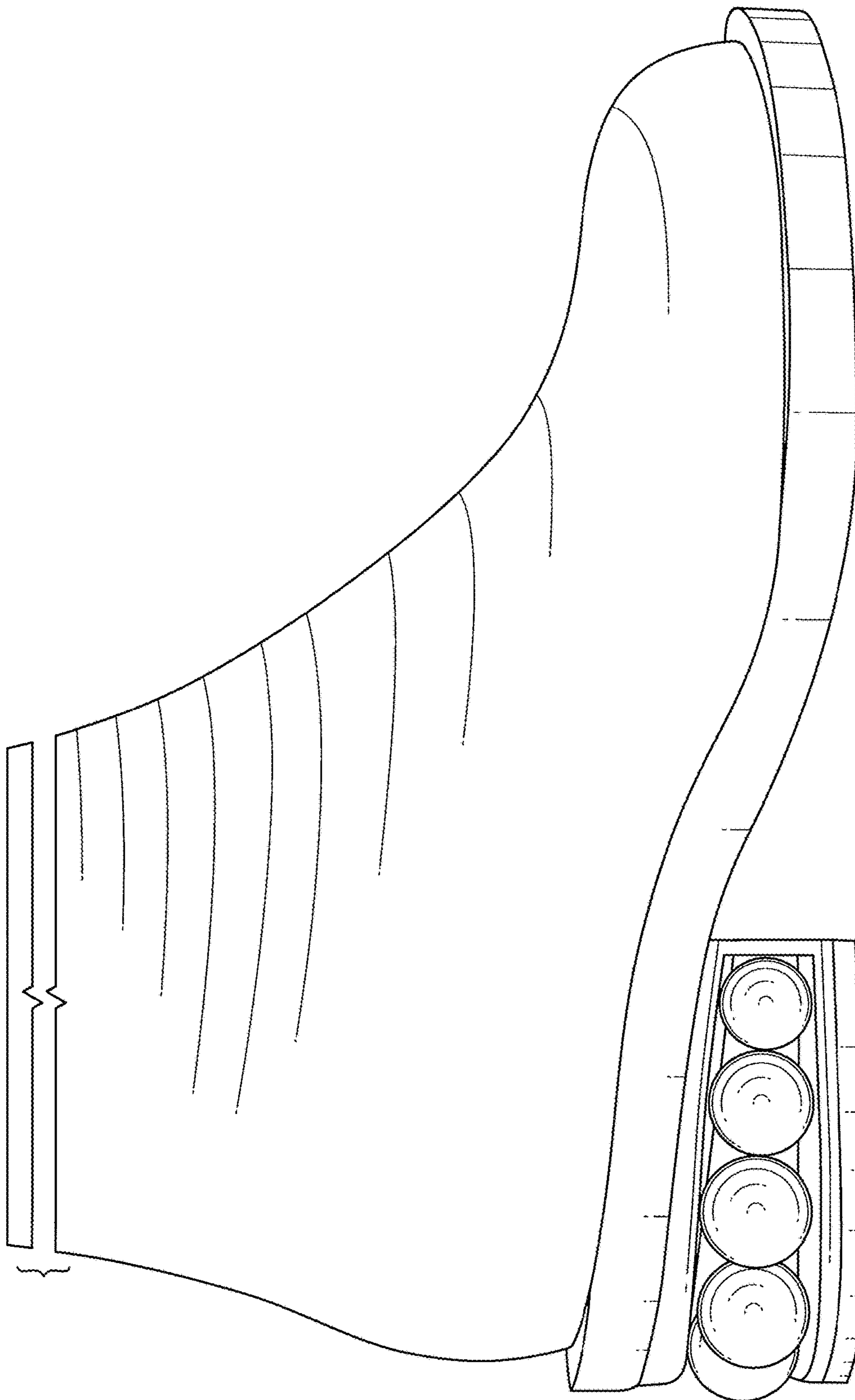


FIG. 4

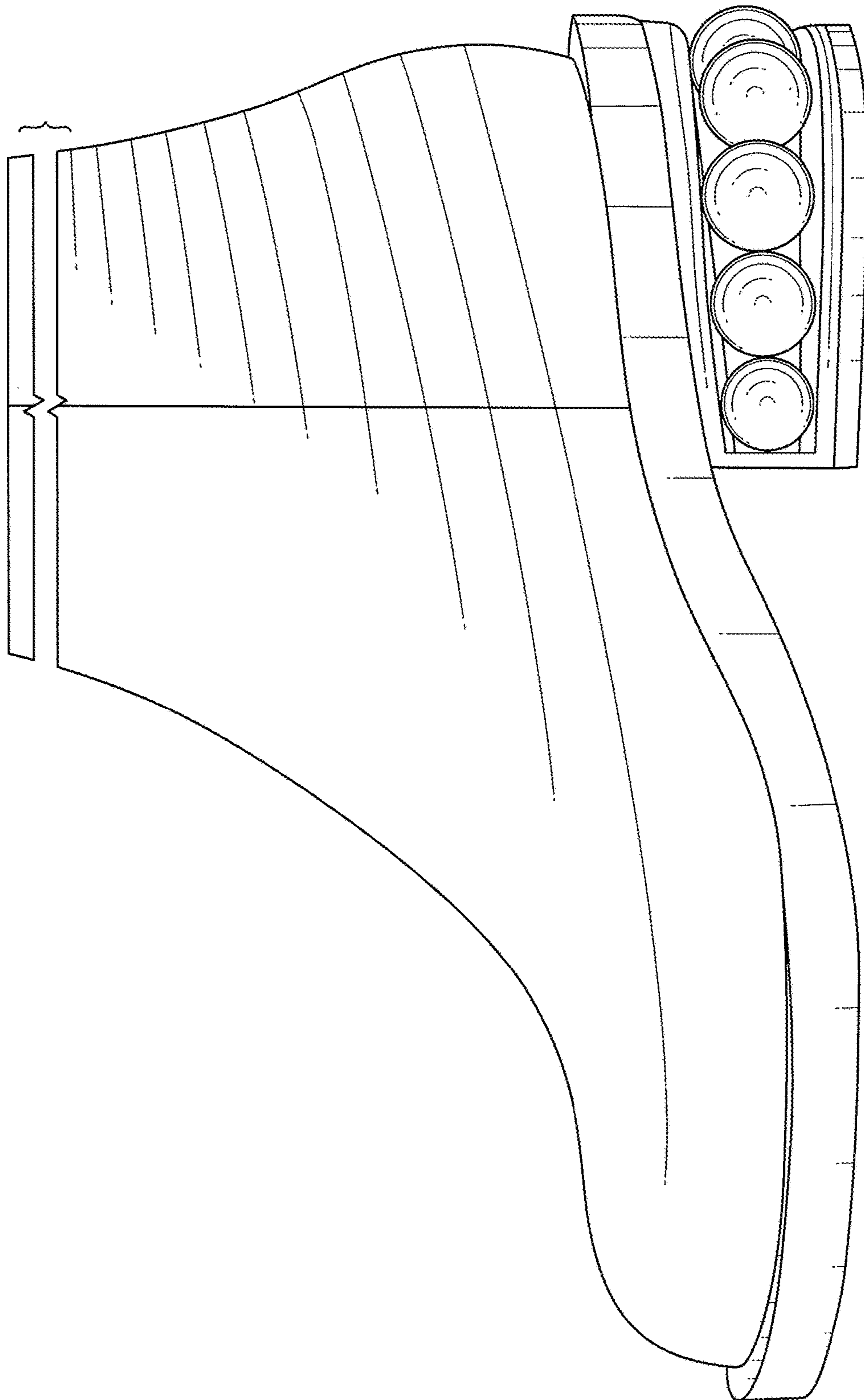


FIG. 5

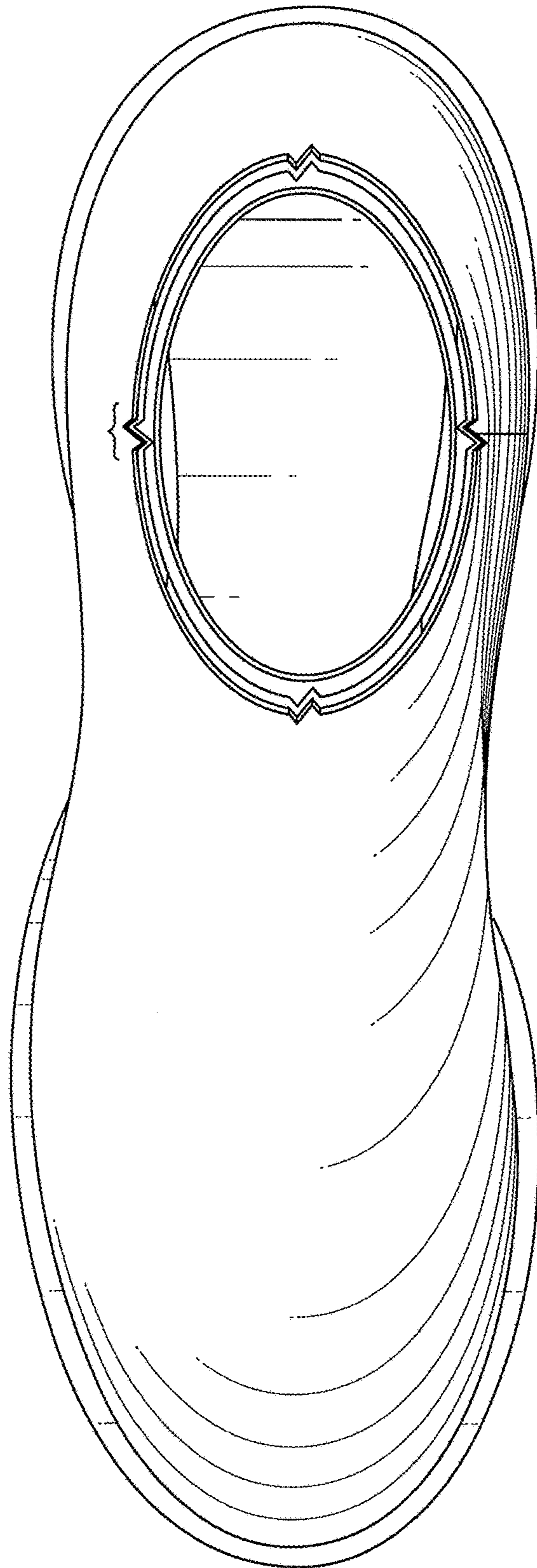


FIG. 6

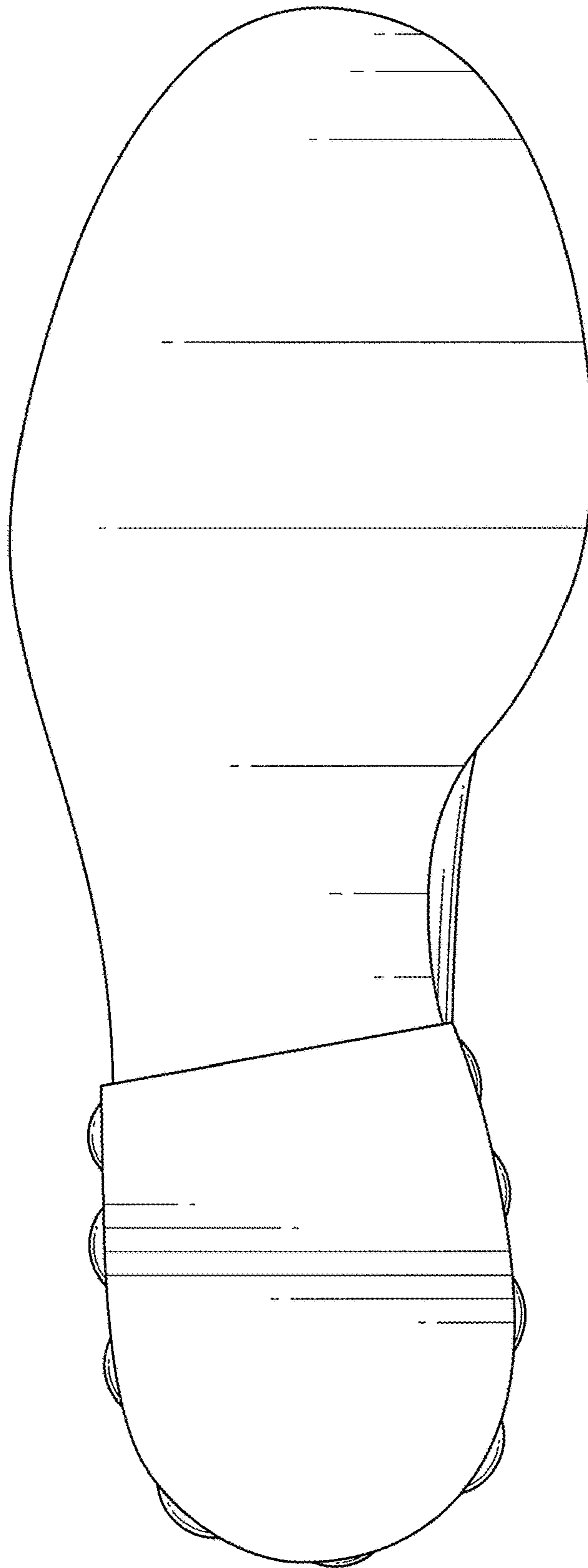


FIG. 7