



US00D819928S

(12) **United States Design Patent**
Sanford

(10) **Patent No.:** **US D819,928 S**

(45) **Date of Patent:** **** Jun. 12, 2018**

- (54) **INFANT AND TODDLER WRAP**
- (71) Applicant: **LaKrystle Sanford**, Baton Rouge, LA (US)
- (72) Inventor: **LaKrystle Sanford**, Baton Rouge, LA (US)
- (**) Term: **15 Years**
- (21) Appl. No.: **29/592,881**
- (22) Filed: **Feb. 3, 2017**
- (51) **LOC (11) Cl.** **02-01**
- (52) **U.S. Cl.**
USPC **D2/719**
- (58) **Field of Classification Search**
USPC D2/719, 718, 700, 728, 823, 824
CPC A41B 13/06; A41B 13/065
See application file for complete search history.

- 2007/0056098 A1* 3/2007 Schmid A41B 13/06
5/482
- 2010/0275932 A1 11/2010 Shackleton
- 2011/0179546 A1* 7/2011 Millette A41B 13/06
2/75
- 2011/0231993 A1* 9/2011 Schmid A41B 13/06
5/494
- 2013/0283527 A1* 10/2013 Houston A41B 13/06
5/494
- 2013/0333113 A1* 12/2013 Gotel A41B 13/065
5/494
- 2016/0113331 A1* 4/2016 Blacker A41B 13/06
2/80
- 2016/0228004 A1* 8/2016 Yu A61B 5/0024

* cited by examiner

Primary Examiner — George D. Kirschbaum
Assistant Examiner — Clese Moore, Jr.
 (74) *Attorney, Agent, or Firm* — John Edel; Edel Patents LLC

(56) **References Cited**

U.S. PATENT DOCUMENTS

- D492,091 S * 6/2004 Nakama-Mitsunaga D2/860
- 6,868,566 B2* 3/2005 Gatten A41B 13/06
2/69
- D539,585 S * 4/2007 VanGelder D6/603
- D603,137 S * 11/2009 Nilsson D2/719
- D603,139 S * 11/2009 Martin D2/823
- D613,106 S * 4/2010 Ward D2/719
- D641,540 S * 7/2011 Nilsson D2/719
- D646,466 S * 10/2011 Terry D2/826
- D664,327 S * 7/2012 Lauro D2/728
- D675,808 S * 2/2013 Sutton D2/719
- D690,904 S * 10/2013 Coates D2/719
- D691,781 S * 10/2013 Coates D2/719
- 2005/0150047 A1* 7/2005 Trani A41B 13/06
5/482

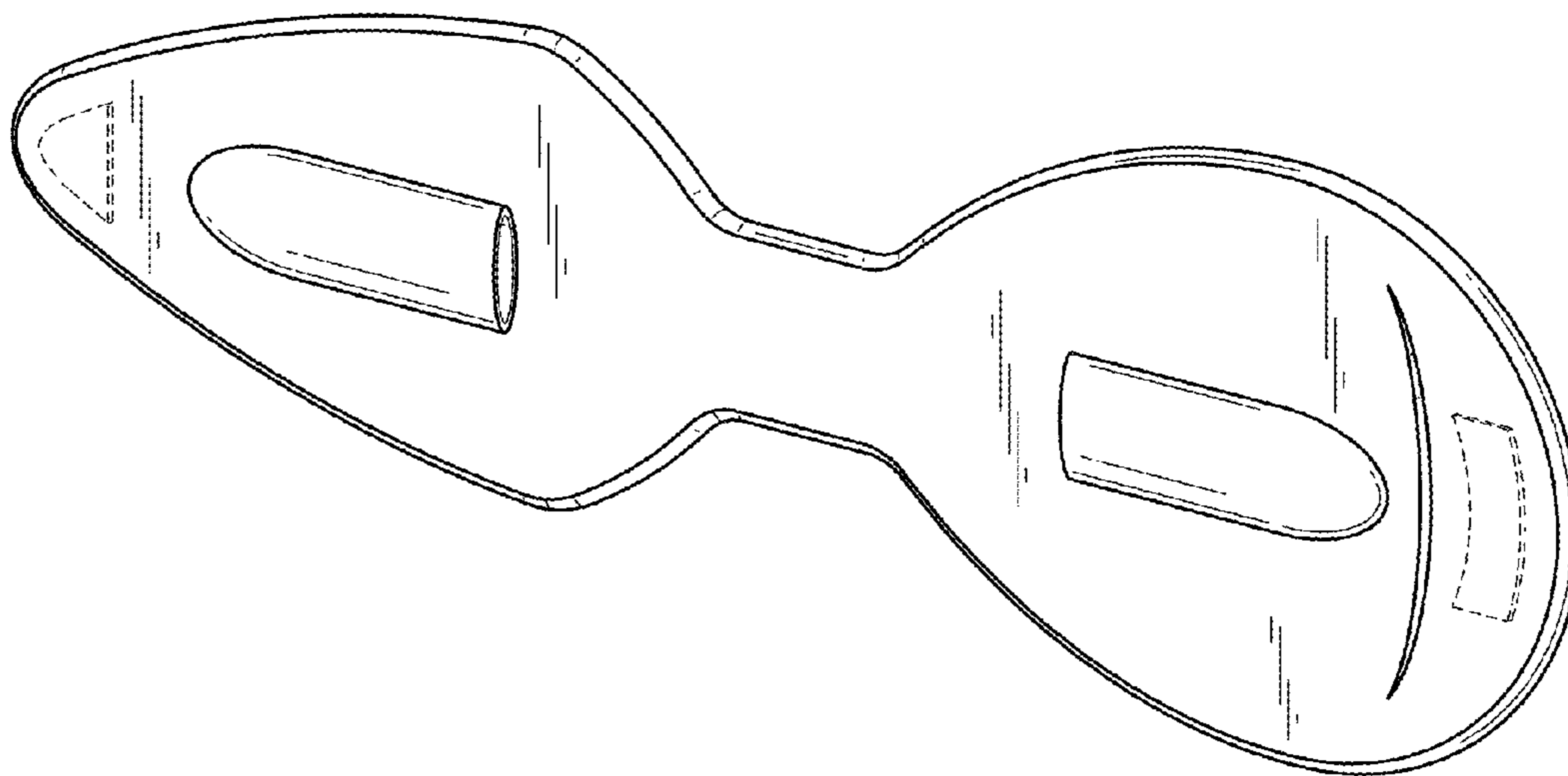
(57) **CLAIM**

The ornamental design for an infant and toddler wrap, as shown and described.

DESCRIPTION

FIG. 1 is a front perspective view of an infant and toddler wrap showing my new design; and
 FIG. 2 is a top plan view thereof.
 FIG. 3 is bottom plan view thereof.
 FIG. 4 is a left-side view thereof.
 FIG. 5 is a right-side view thereof; and,
 FIG. 6 is a front view thereof.
 The broken lines depict portions of the article that form no part of the claimed design.

1 Claim, 3 Drawing Sheets



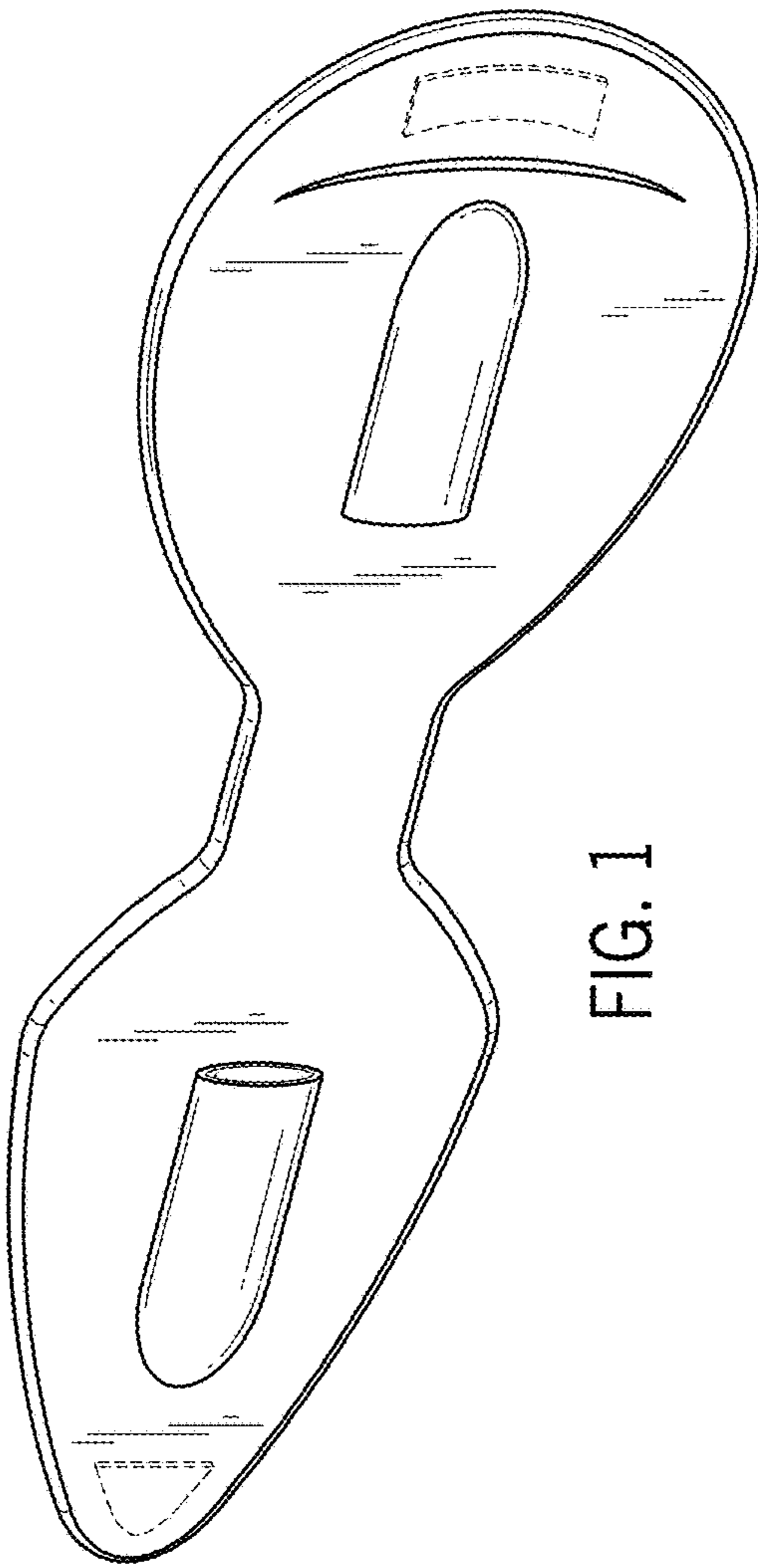


FIG. 1

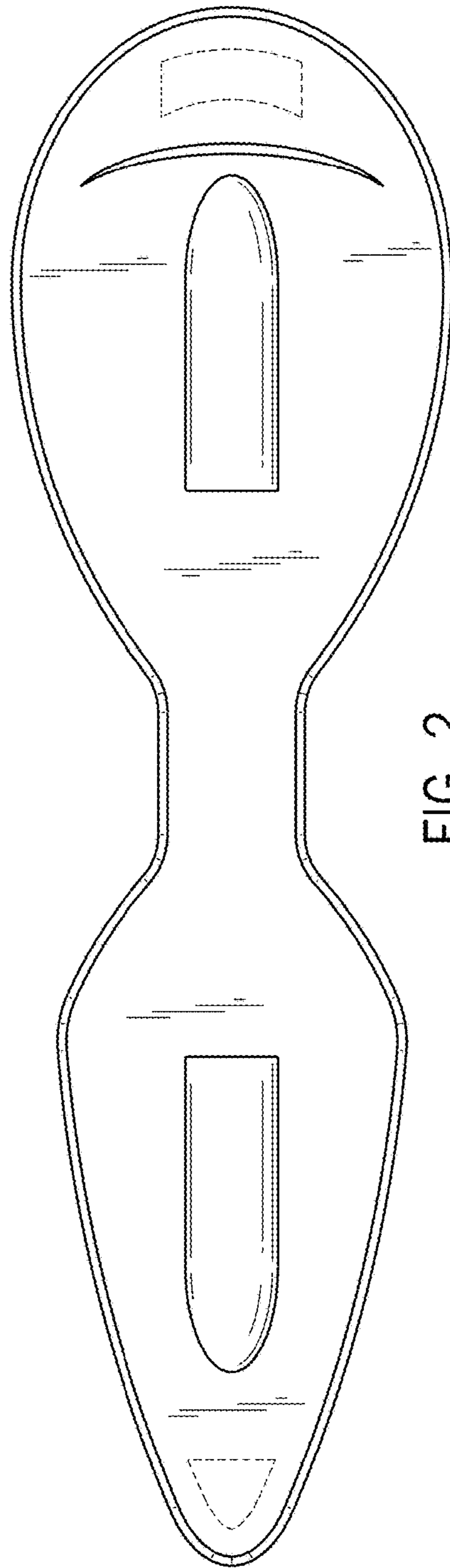


FIG. 2

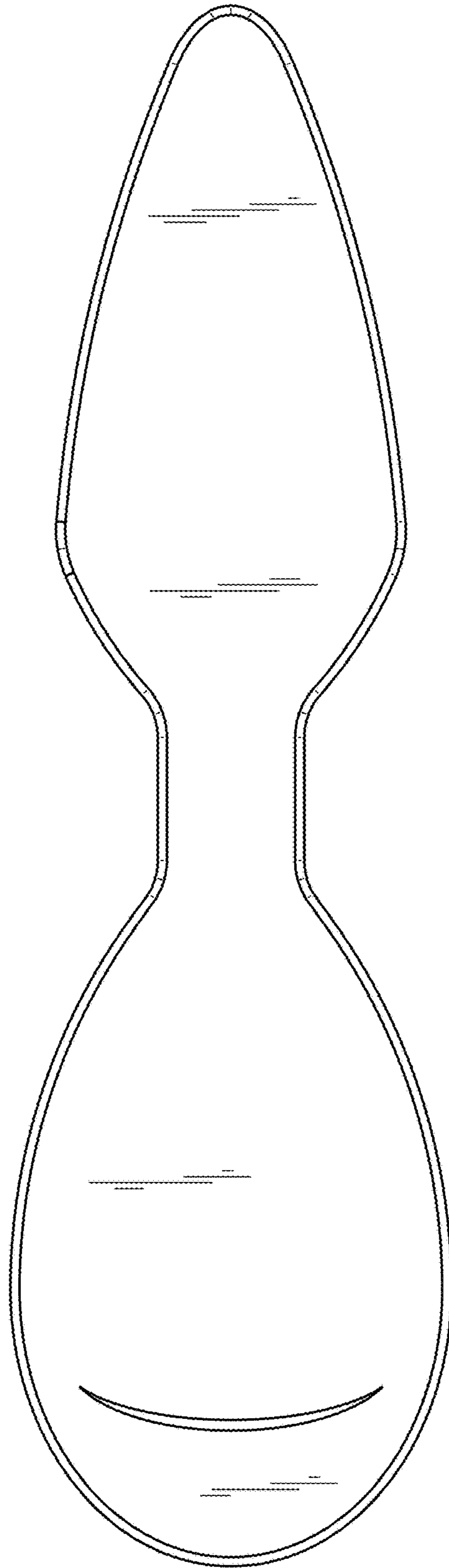


FIG. 3




FIG. 5

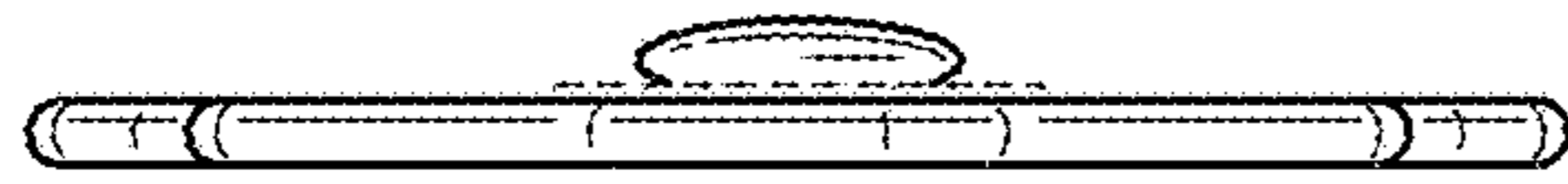


FIG. 4

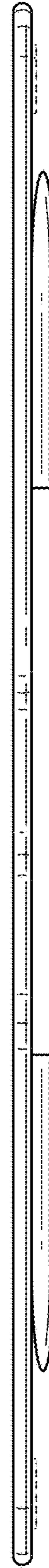


FIG. 6