



US00D819924S

(12) **United States Design Patent** (10) **Patent No.:** **US D819,924 S**
Darlow et al. (45) **Date of Patent:** **** Jun. 5, 2018**

(54) **PALLET**
(71) Applicant: **The Alternative Pallet Company Limited**, Northamptonshire (GB)
(72) Inventors: **Richard Darlow**, Bedfordshire (GB); **Michal Parchimowicz**, Northants (GB)
(73) Assignee: **THE ALTERNATIVE PALLET COMPANY LIMITED**, Northamptonshire (GB)
(**) Term: **15 Years**
(21) Appl. No.: **29/592,227**
(22) Filed: **Jan. 27, 2017**
(51) **LOC (11) Cl.** **09-08**
(52) **U.S. Cl.**
USPC **D34/38**
(58) **Field of Classification Search**
USPC D34/28, 34, 35, 38; 229/117.05, 117, 229/120.11, 122.28, 125.26, 122.21; 206/386
CPC B65D 2519/00273; B65D 2519/00293; B65D 2519/00323; B65D 19/12; B65D 2519/00129; B65D 2519/00134; B65D 2519/00174; B65D 2519/0087; B65D 2519/00208; B65D 19/0012; B65D 19/0016
See application file for complete search history.

D613,924 S * 4/2010 Dong D34/38
D624,273 S * 9/2010 Dong D34/38
2005/0126449 A1* 6/2005 Horiuchi B65D 19/0012 108/55.5
(Continued)

OTHER PUBLICATIONS

The Alternative Pallet Company Limited, European Registered Design Application No. 002963900 filed Jan. 29, 2016, 13 pages.
(Continued)

Primary Examiner — Cynthia Ramirez
Assistant Examiner — Gino Colan
(74) *Attorney, Agent, or Firm* — Christopher J. Knors; Moore & Van Allen PLLC

(57) **CLAIM**

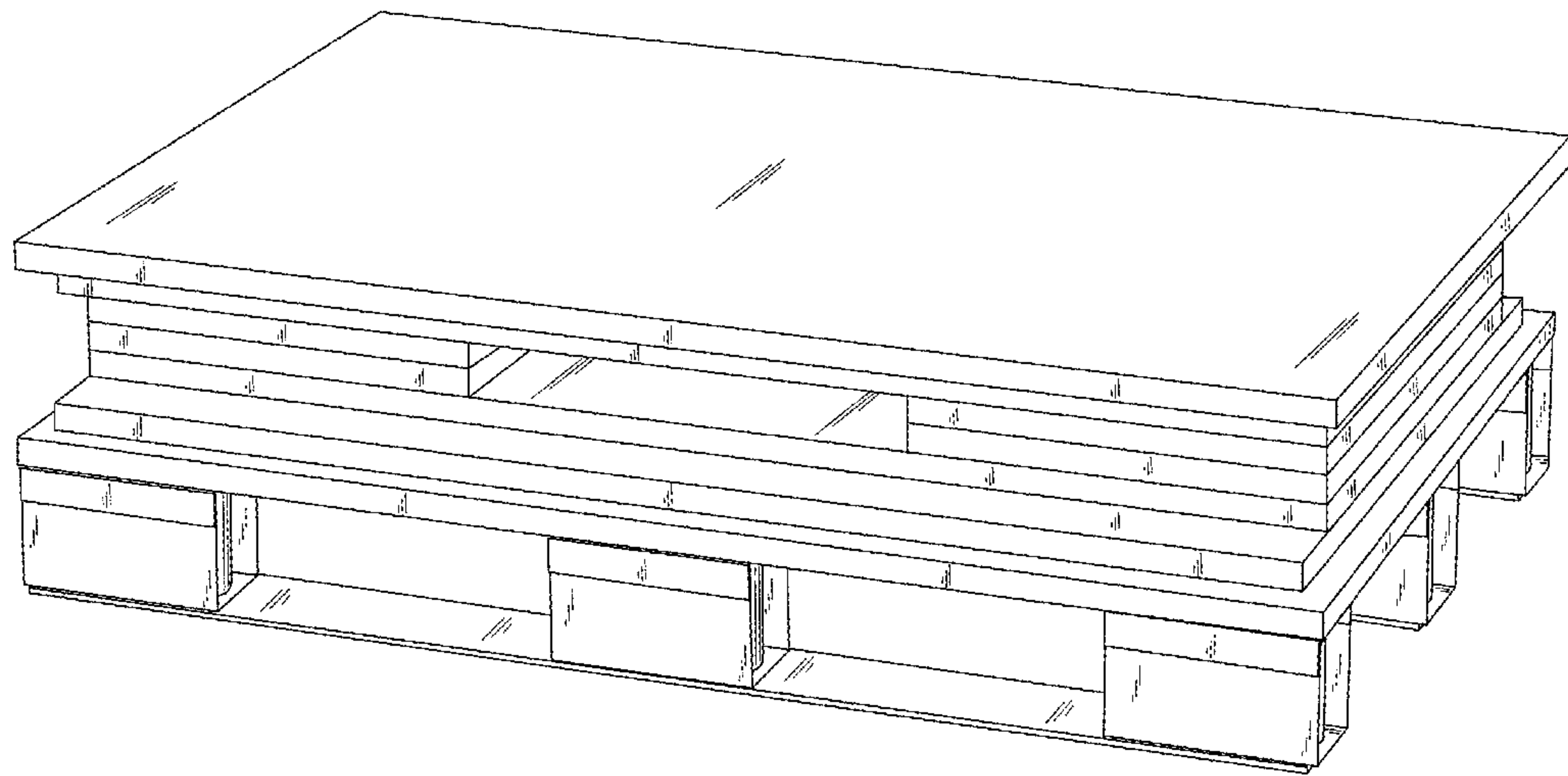
We claim the ornamental design for a pallet, as shown and described.

DESCRIPTION

FIG. 1 is a front perspective view of a pallet showing our new design, in a collapsed state;
FIG. 2 is a front side elevation view thereof, the back side elevation view being a mirror image of FIG. 2;
FIG. 3 is a left side elevation view thereof, the right side elevation view being a mirror image of FIG. 3;
FIG. 4 is a top plan view thereof, the bottom plan view of the pallet of FIG. 1 forming no part of the claimed design;
FIG. 5 is a front perspective view thereof, in a non-collapsed state;
FIG. 6 is a front side elevation view thereof, the back side elevation view being a mirror image of FIG. 6;
FIG. 7 is a left side elevation view thereof, the right side elevation view being a mirror image of FIG. 7;
FIG. 8 is a top plan view thereof; and,
FIG. 9 is a front perspective view thereof, in a partially non-collapsed state.

1 Claim, 9 Drawing Sheets

(56) **References Cited**
U.S. PATENT DOCUMENTS
5,129,329 A * 7/1992 Clasen B65D 19/0012 108/51.3
5,377,600 A * 1/1995 Speese B65D 19/0016 108/51.3
D357,108 S * 4/1995 Hutchison D34/38
D434,200 S * 11/2000 Bowman D34/38
D442,758 S * 5/2001 Bowman D34/38
D479,045 S * 9/2003 Chandaria D34/38



(56)

References Cited

U.S. PATENT DOCUMENTS

2007/0283857 A1 * 12/2007 Dong B65D 19/001
108/51.11

OTHER PUBLICATIONS

The Alternative Pallet Company Limited, European Registered
Design Application No. 003313469 filed Jul. 20, 2016, 6 pages.

* cited by examiner

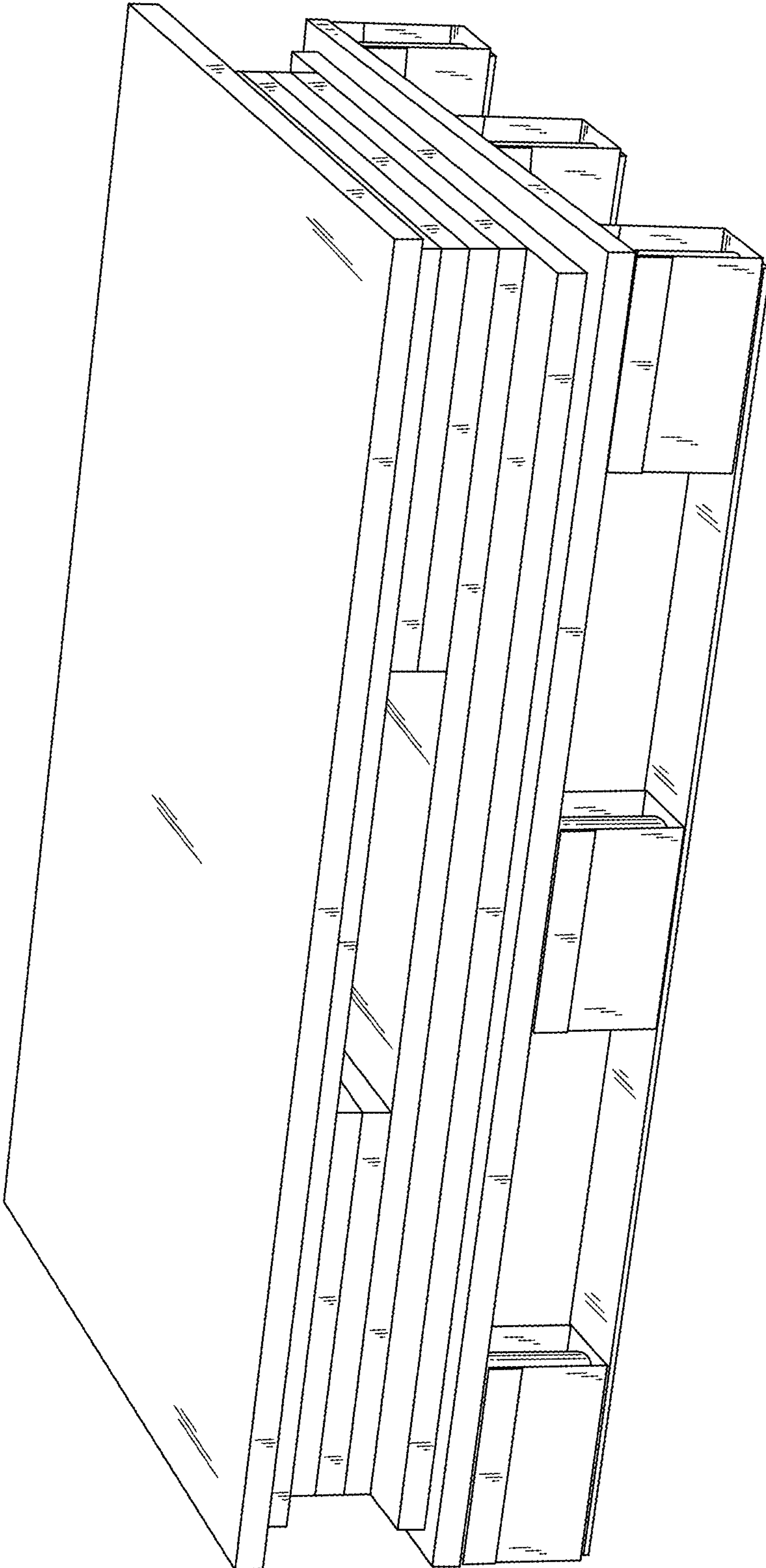


Fig. 1

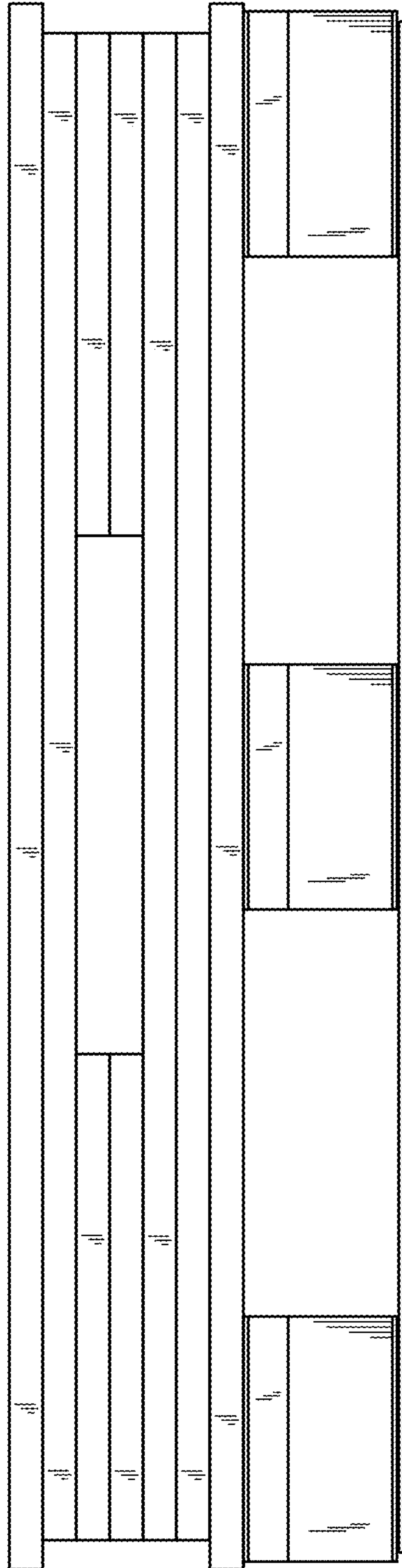


Fig. 2

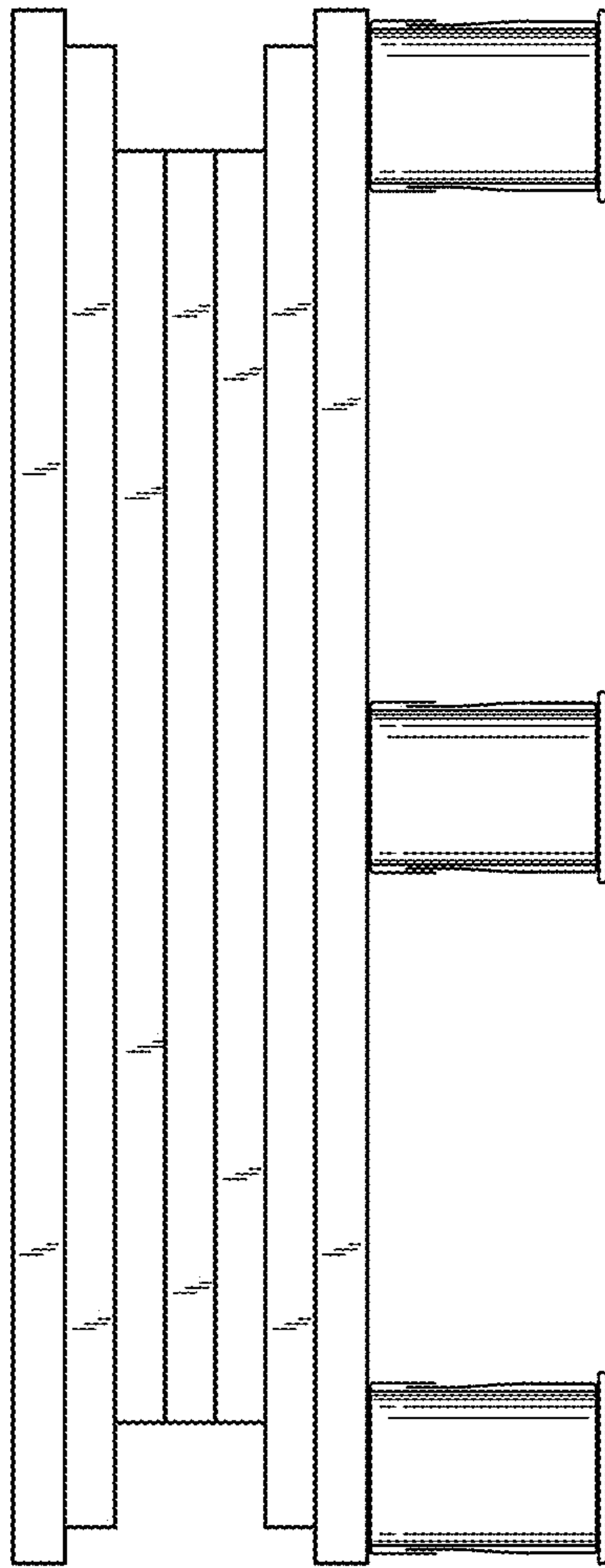


Fig. 3




Fig. 4



Fig. 5




Fig. 6

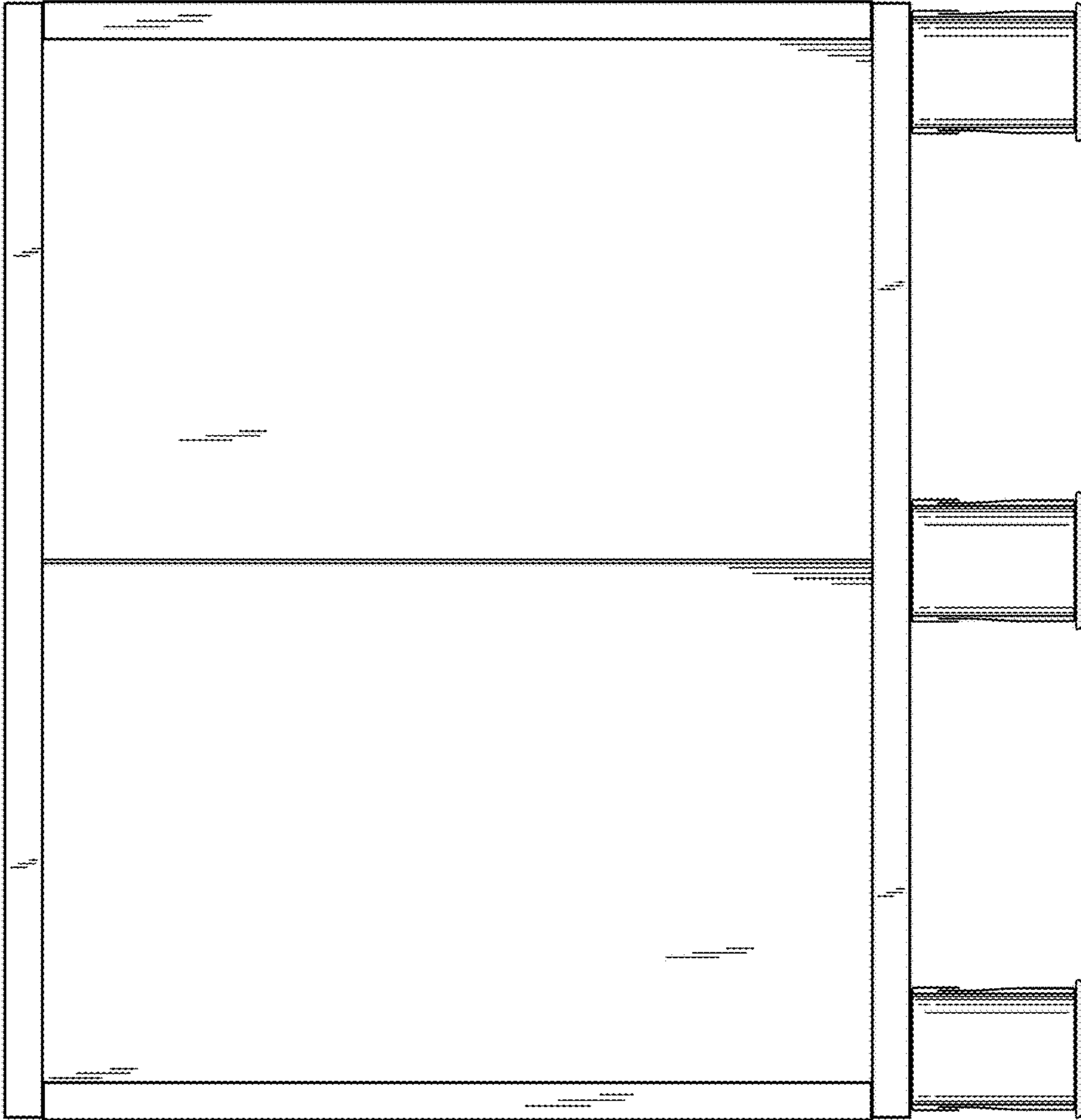


Fig. 7




Fig. 8

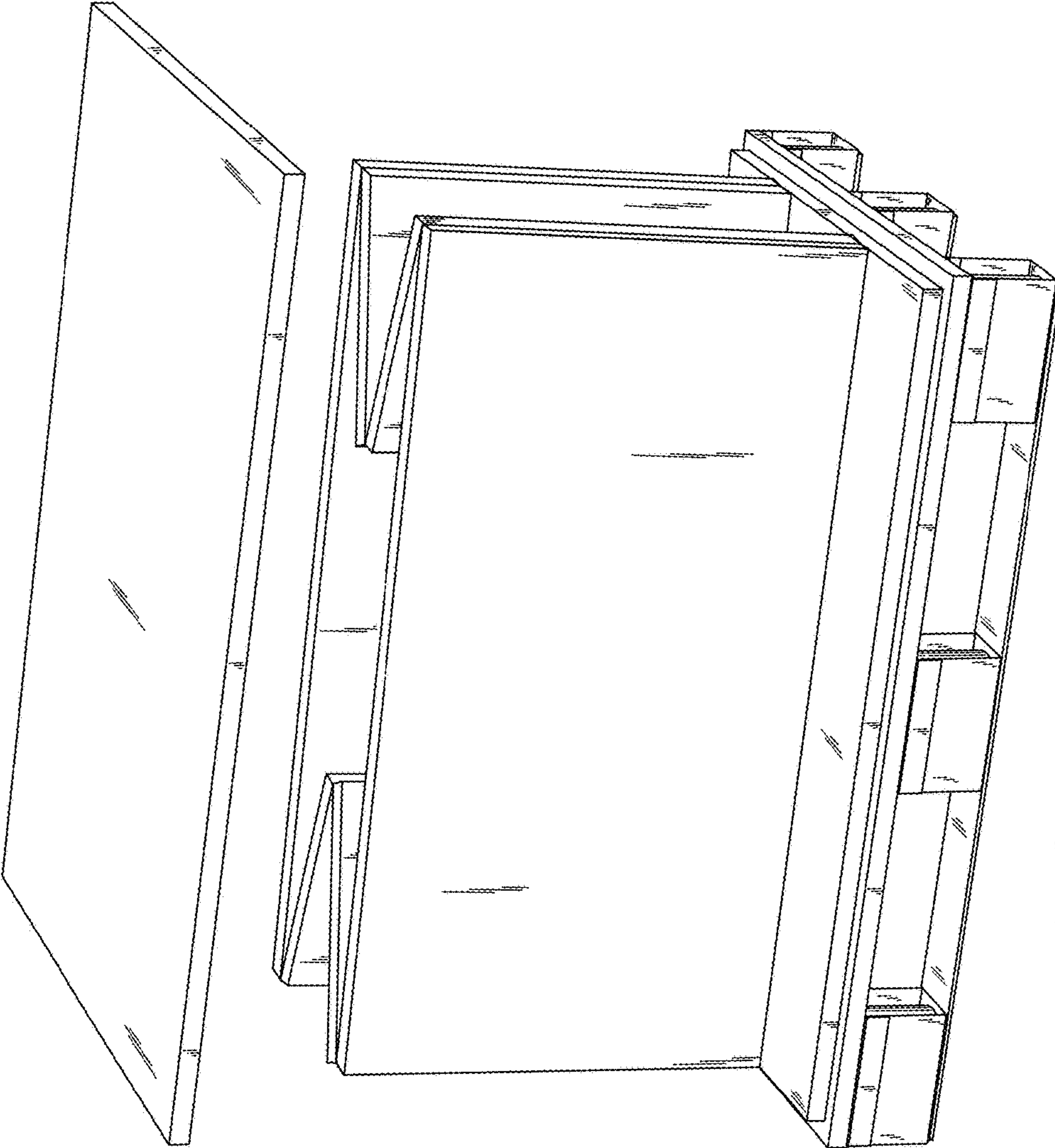


Fig. 9