



US00D819915S

(12) **United States Design Patent** (10) **Patent No.:** **US D819,915 S**
Papari et al. (45) **Date of Patent:** **** Jun. 5, 2018**

- (54) **WASTE RECEPTACLE**
- (71) Applicant: **TRINA HOLDINGS INC.**, Toronto (CA)
- (72) Inventors: **Joanne Papari**, Toronto (CA); **Hao Li**, Toronto (CA)
- (73) Assignee: **TRINA HOLDINGS INC.**, Toronto (CA)
- (**) Term: **15 Years**
- (21) Appl. No.: **29/582,154**
- (22) Filed: **Oct. 25, 2016**
- (51) **LOC (11) Cl.** **09-09**
- (52) **U.S. Cl.**
 USPC **D34/7**
- (58) **Field of Classification Search**
 USPC D34/1-11
 CPC B65F 1/163; B65F 1/08; B65F 1/1638;
 B65F 2001/1669
 See application file for complete search history.

(56) **References Cited**

U.S. PATENT DOCUMENTS

- D636,960 S * 4/2011 Duvigneau D34/7
 D675,802 S * 2/2013 Yang D34/7
 D680,292 S * 4/2013 Liao D34/5
 D747,060 S * 1/2016 Valderrama D34/7
 D793,022 S * 7/2017 Liao D34/7
 D795,521 S * 8/2017 Han D34/7
 D796,766 S * 9/2017 Chen D34/7

D796,767 S * 9/2017 Chen D34/9
* cited by examiner

Primary Examiner — Cynthia Ramirez
(74) *Attorney, Agent, or Firm* — Bond Schoeneck & King, PLLC; George McGuire

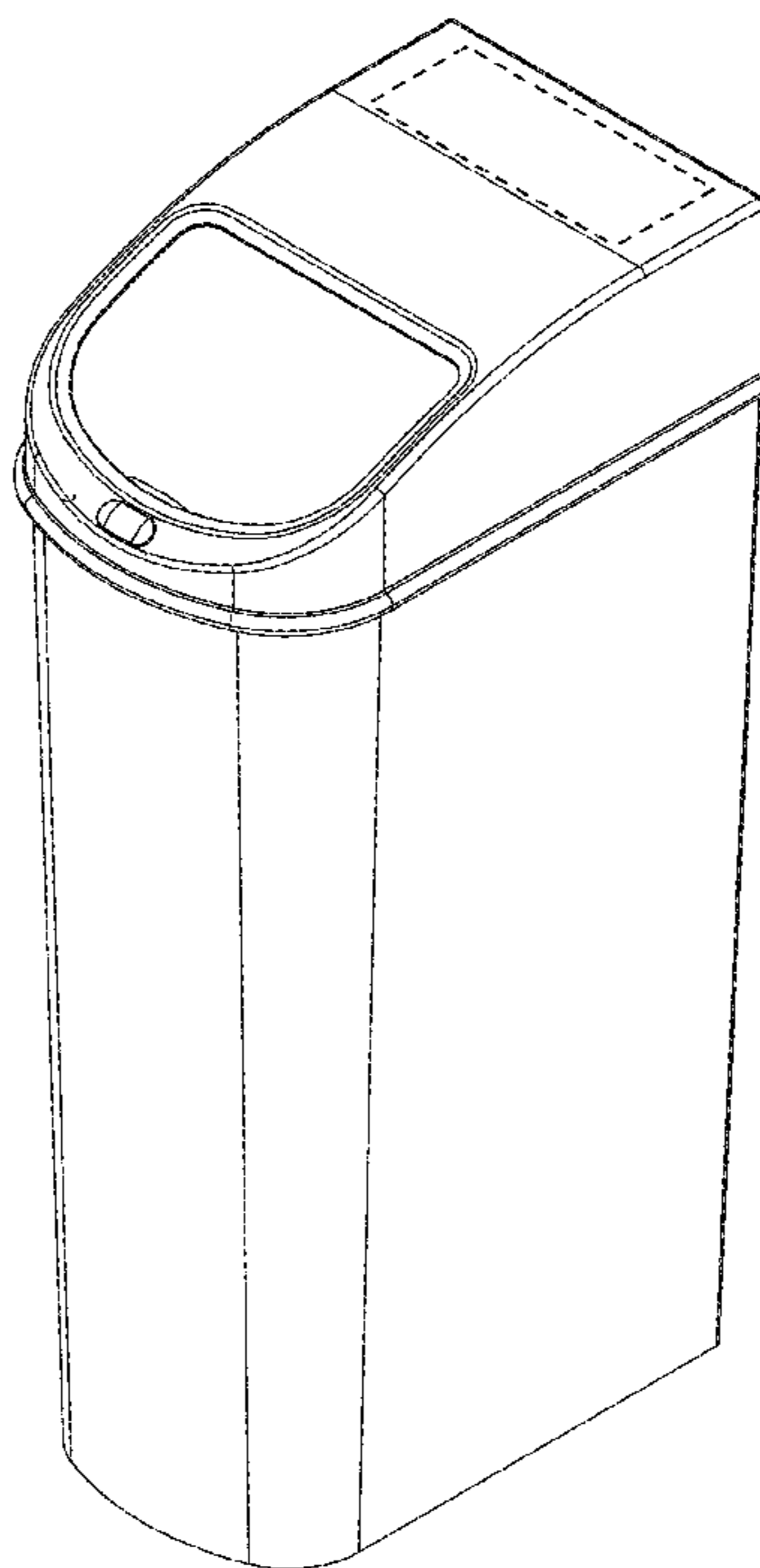
(57) **CLAIM**

The ornamental design for a waste receptacle, as shown and described.

DESCRIPTION

FIG. 1 is a front perspective view of a waste receptacle showing our new design;
 FIG. 2 is another front perspective view of the waste receptacle shown in FIG. 1;
 FIG. 3 is a another front perspective view of the waste receptacle shown in FIG. 1;
 FIG. 4 is a front view of the waste receptacle shown in FIG. 1;
 FIG. 5 is a rear view of the waste receptacle shown in FIG. 1;
 FIG. 6 is a left side view of the waste receptacle shown in FIG. 1;
 FIG. 7 is a right side view of the waste receptacle shown in FIG. 1;
 FIG. 8 is a top view of the waste receptacle shown in FIG. 1; and,
 FIG. 9 is a bottom view of the waste receptacle shown in FIG. 1.
 The rectangular area on the top of the lid being shown in broken lines is to show environment only and form no part of the claimed design.

1 Claim, 9 Drawing Sheets



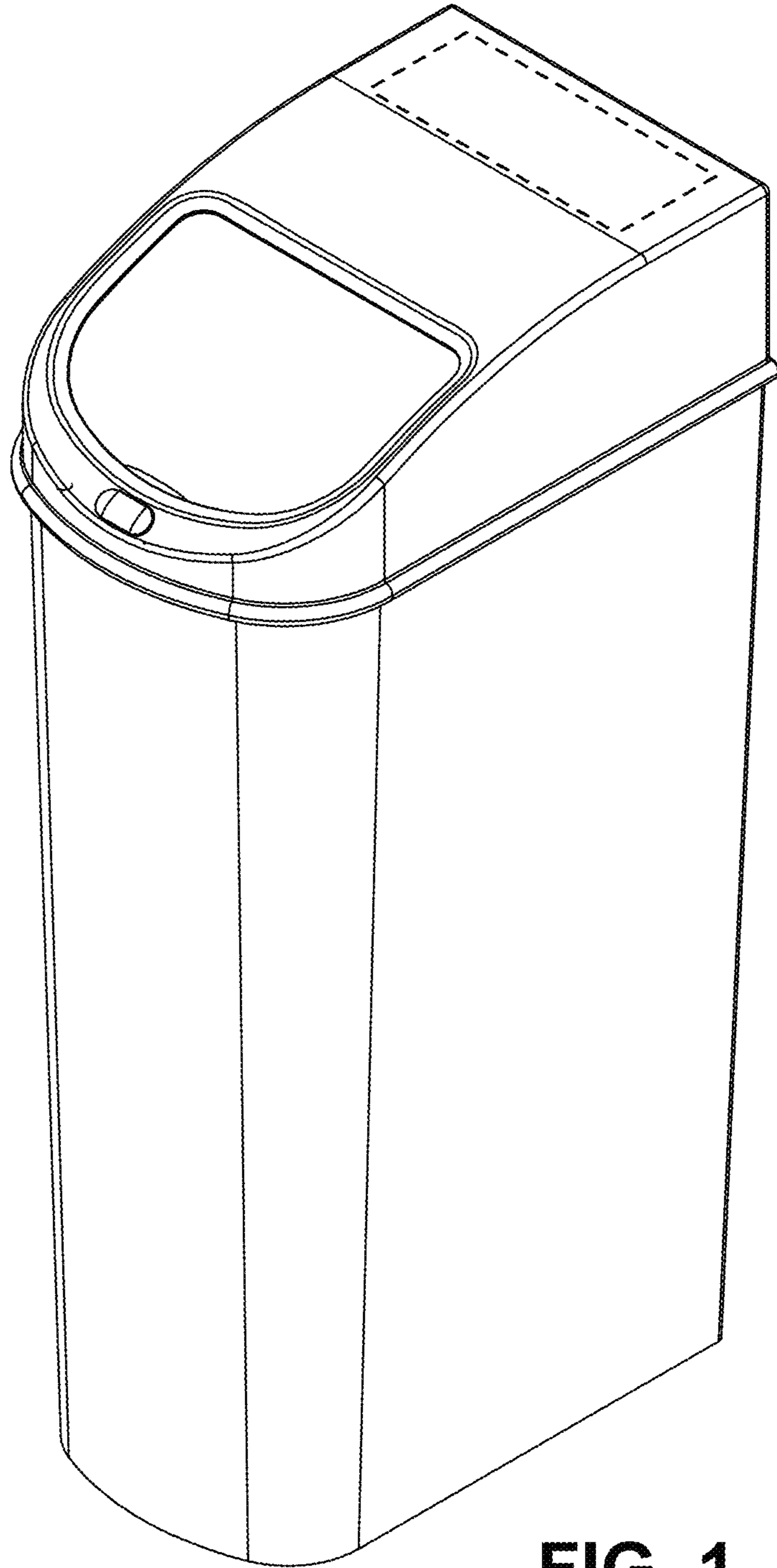


FIG. 1

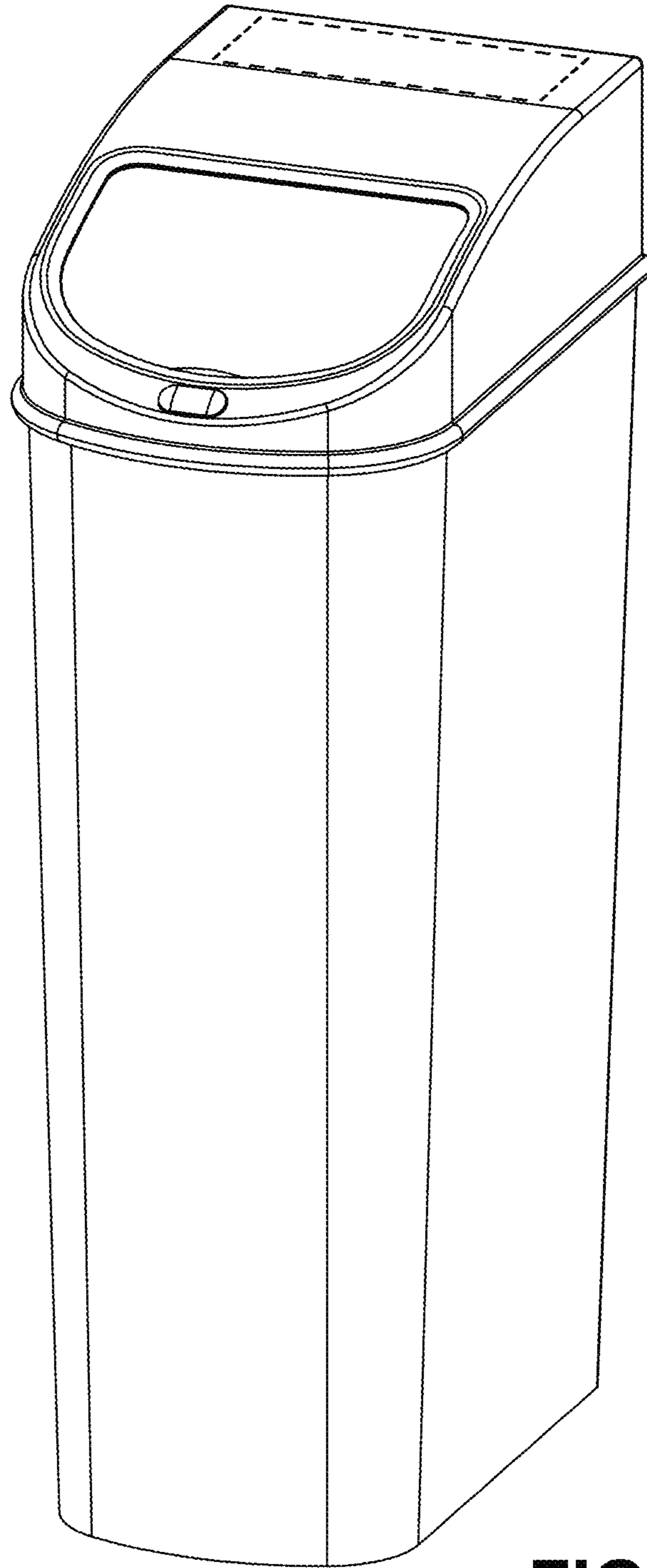


FIG. 2




FIG. 3

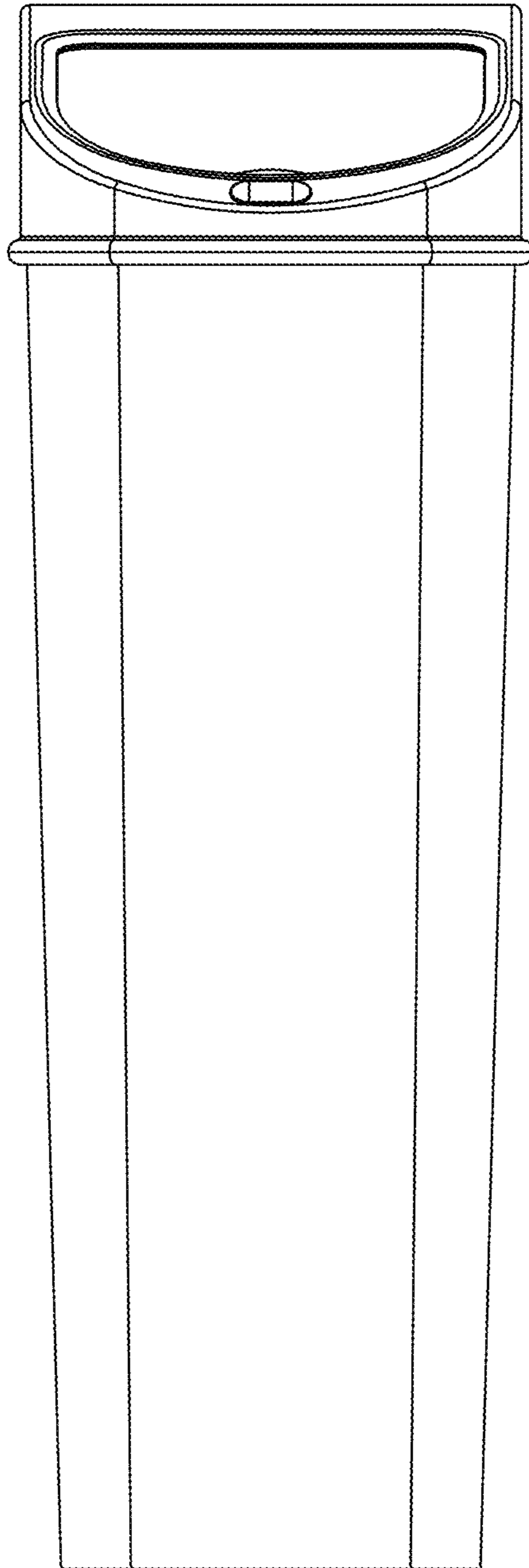


FIG. 4




FIG. 5




FIG. 6




FIG. 7

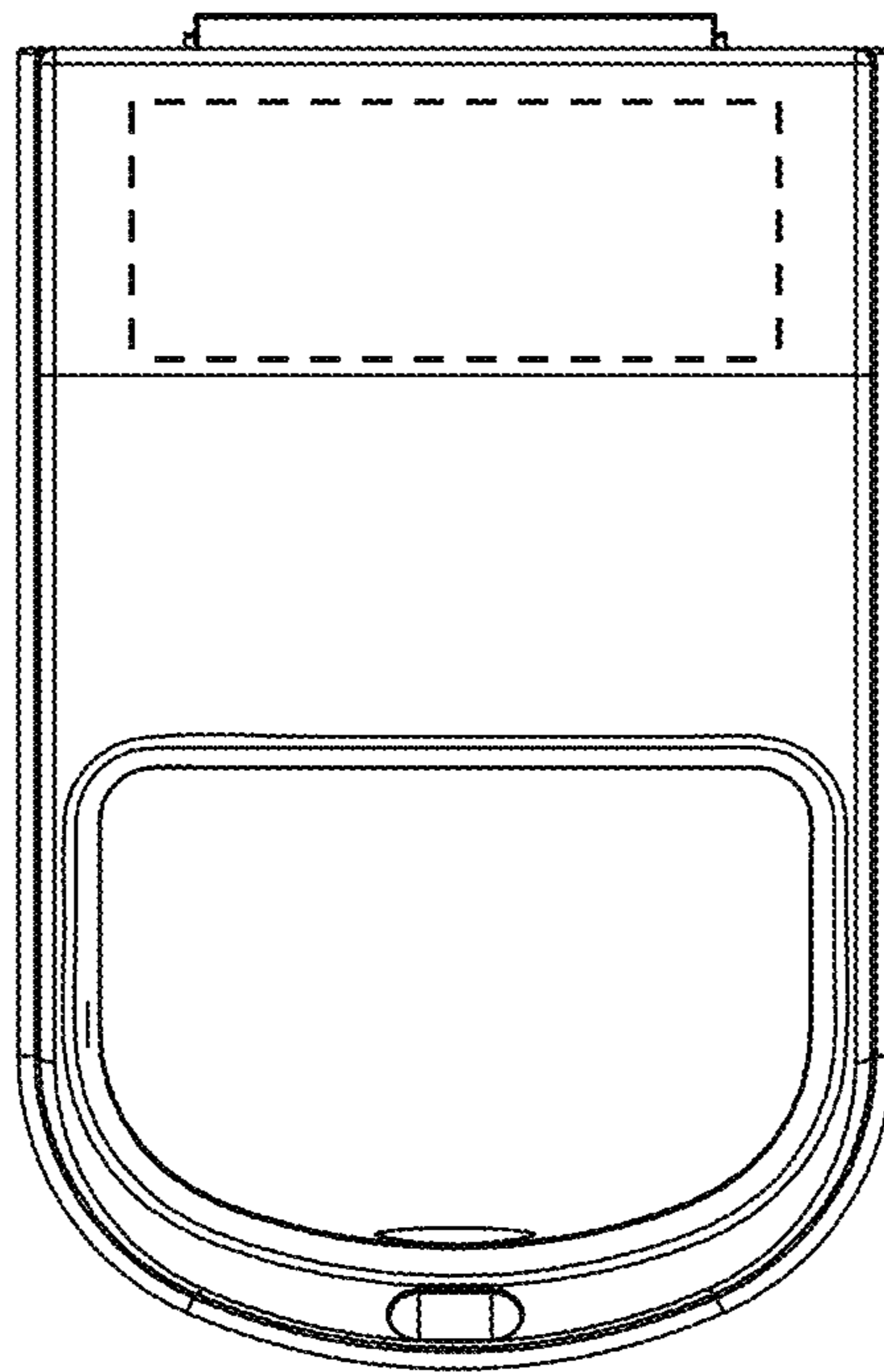


FIG. 8

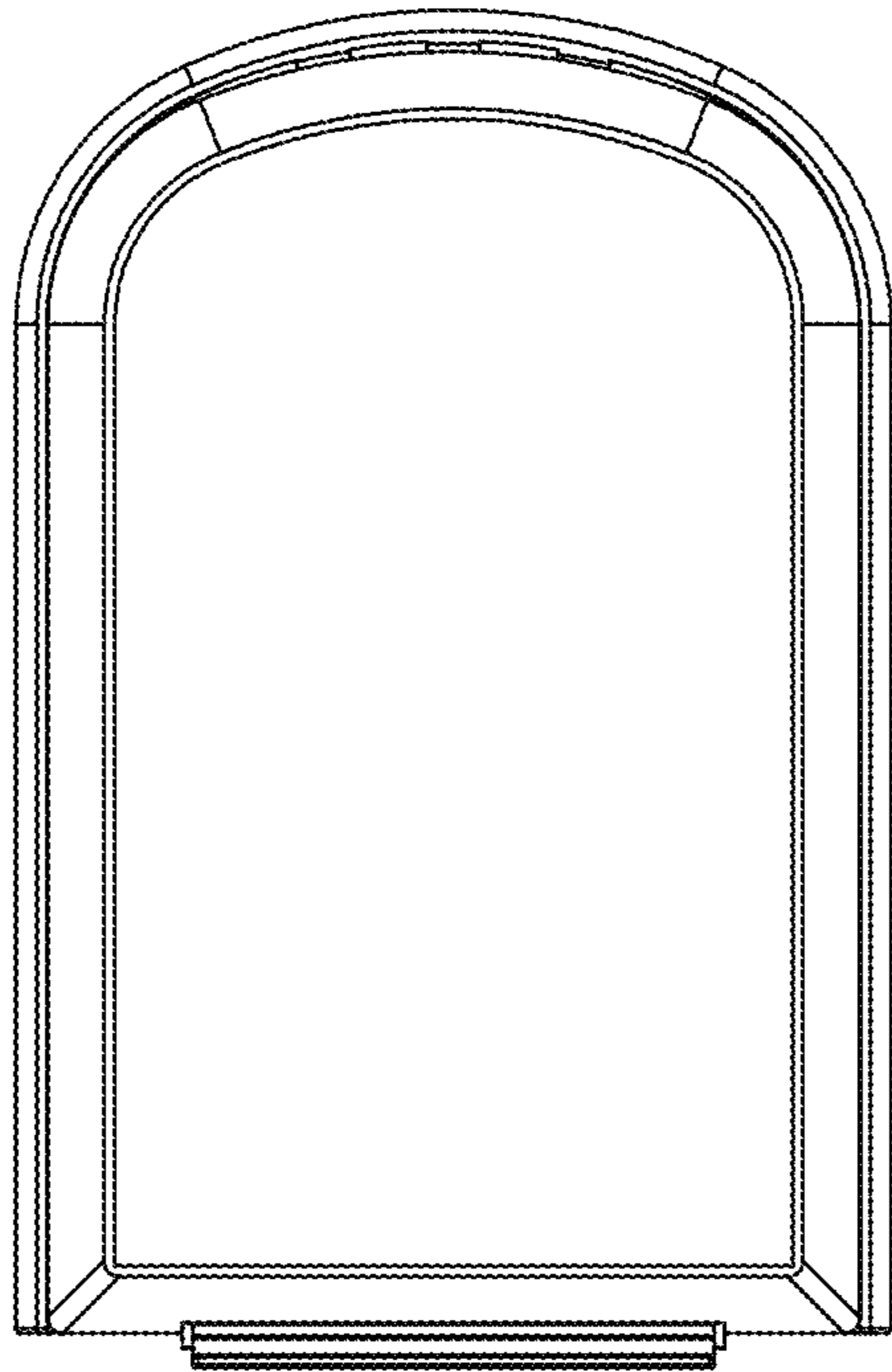


FIG. 9