



US00D819880S

(12) **United States Design Patent** (10) **Patent No.:** **US D819,880 S**
Qiu (45) **Date of Patent:** **** Jun. 5, 2018**

(54) **ELECTRONIC CIGARETTE**
(71) Applicant: **Joytech Europe Holding GmbH, Zug (CH)**
(72) Inventor: **Weihua Qiu, Jiangsu (CN)**
(73) Assignee: **JOYTECH EUROPE HOLDING GMBH, Zug (CH)**

D758,004 S * 5/2016 Freshwater D27/163
D758,656 S * 6/2016 Freshwater D27/163
D761,999 S * 7/2016 Liu D27/101
D768,331 S * 10/2016 Chen D27/101
D769,520 S * 10/2016 Hua D27/167
D770,678 S * 11/2016 Shin D27/163
D771,867 S * 11/2016 Leidel D27/163
D773,114 S * 11/2016 Leidel D27/163
D775,762 S * 1/2017 Chen D27/101
D776,051 S * 1/2017 Wang D13/103
D790,766 S * 6/2017 Li D27/163

(**) Term: **15 Years**

(21) Appl. No.: **29/581,227**

(22) Filed: **Oct. 17, 2016**

(30) **Foreign Application Priority Data**

Jul. 11, 2016 (CN) 2016 3 0314498

(51) **LOC (11) Cl.** **27-01**

(52) **U.S. Cl.**
USPC **D27/101**

(58) **Field of Classification Search**
USPC D27/100, 101, 162, 163, 164, 165, 169,
D27/170, 171, 194, 143; D24/108, 110,
D24/110.5, 113

CPC A24F 1/00; A24F 1/02; A24F 1/04; A24F
1/06; A24F 1/08; A24F 1/10; A24F 1/12;
A24F 1/14; A24F 1/26; A24F 1/28; A24F
7/00; A24F 7/02; A24F 7/04

See application file for complete search history.

(56) **References Cited**

U.S. PATENT DOCUMENTS

D649,708 S * 11/2011 Oneil D27/163
D690,002 S * 9/2013 Storey D24/110
D728,855 S * 5/2015 Liu D27/163
D743,099 S * 11/2015 Oglesby D27/101
D745,213 S * 12/2015 Alima D27/143
D748,325 S * 1/2016 Leidel D27/163
D753,336 S * 4/2016 Chen D27/101

OTHER PUBLICATIONS

ElectronicCigarette | eGo AIO Box | Joytech, post date n/a, © 2017 joytech inc., [online], [site visited Aug. 11, 2017], Available at <http://www.joytech.com/product/ego-aio-box/>.*

* cited by examiner

Primary Examiner — Sheryl Lane

Assistant Examiner — Jennifer M Campbell

(74) *Attorney, Agent, or Firm* — Novick, Kim & Lee, PLLC; Allen Xue; Hyun Woo Shin

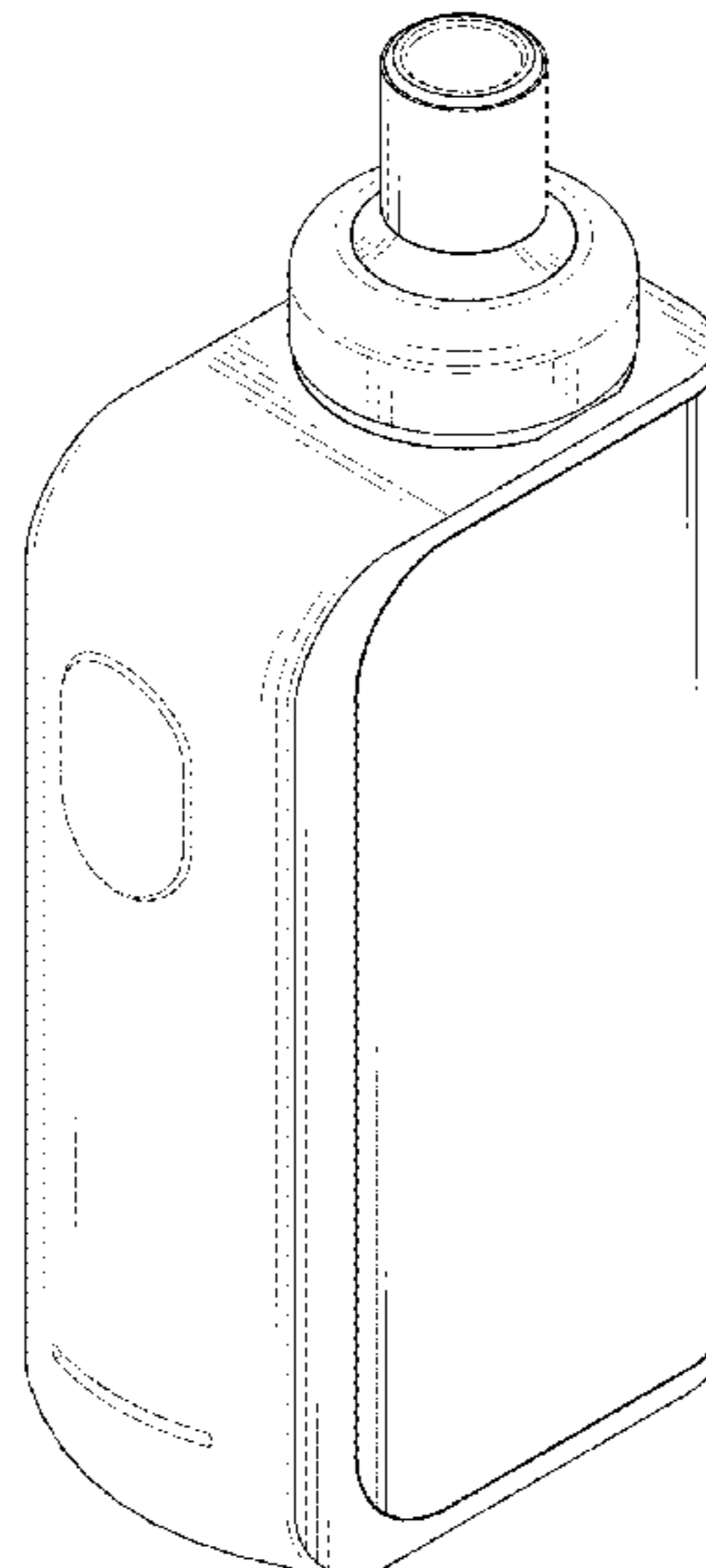
(57) **CLAIM**

I claim the ornamental design for an electronic cigarette, as shown and described.

DESCRIPTION

FIG. 1 is a top, front and right side perspective view of an electronic cigarette showing my new design; FIG. 2 is a front elevational view thereof; FIG. 3 is a rear elevational view thereof; FIG. 4 is a left elevational view thereof; FIG. 5 is a right elevational view thereof; FIG. 6 is a top plan view thereof; and, FIG. 7 is a bottom plan view thereof. The broken lines in the drawings show portions of the electronic cigarette that form no part of the claimed design.

1 Claim, 7 Drawing Sheets



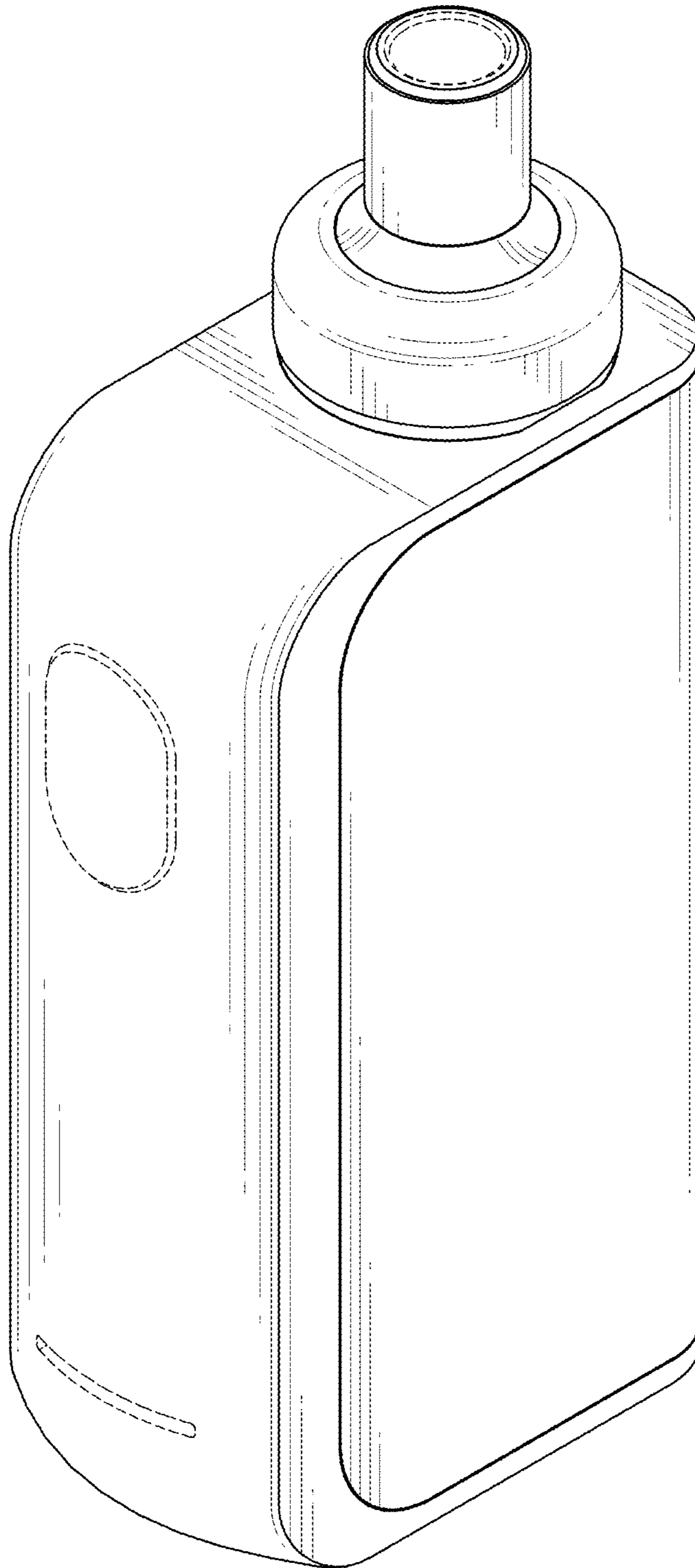


FIG. 1

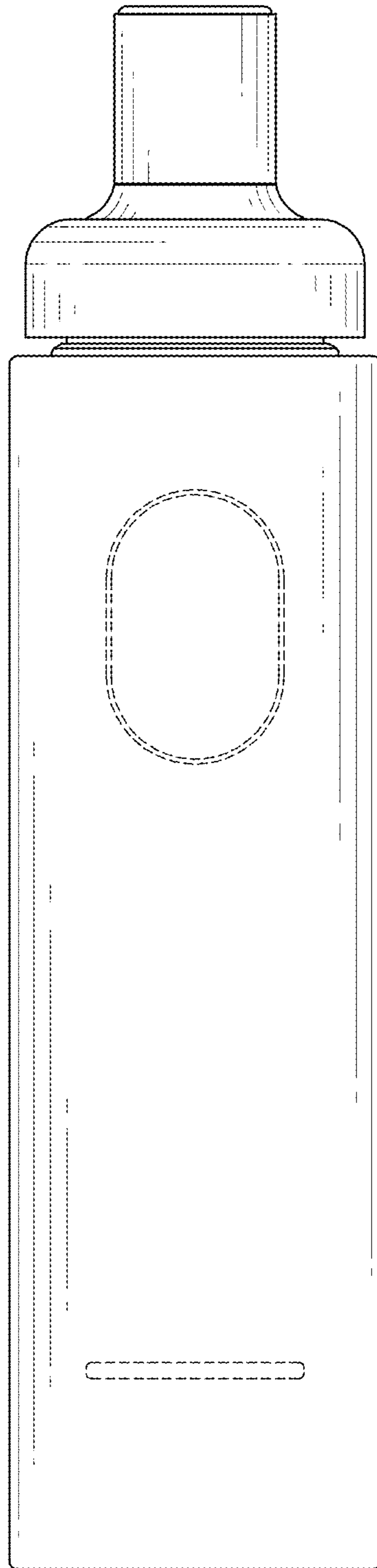


FIG. 2

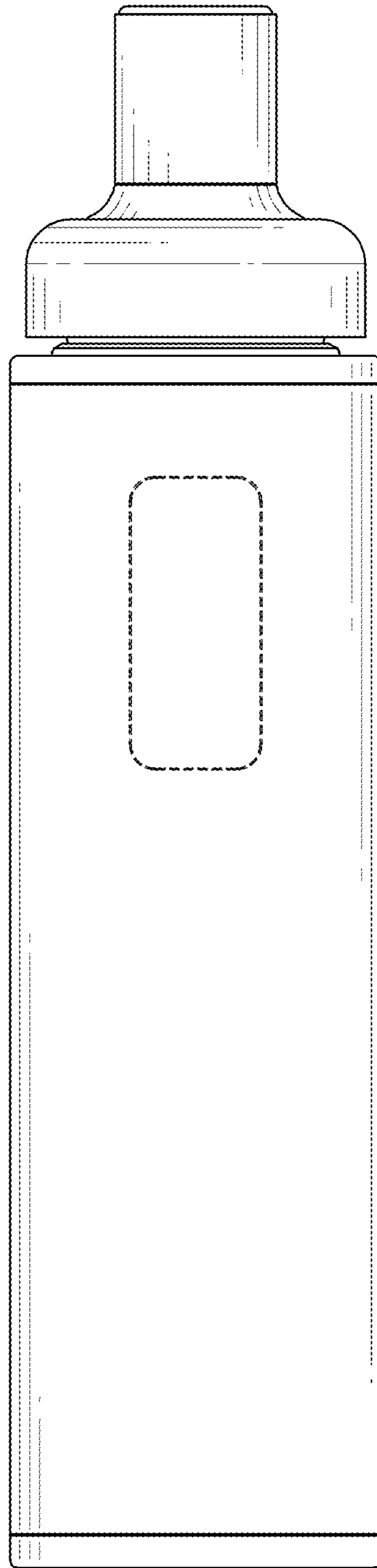


FIG. 3

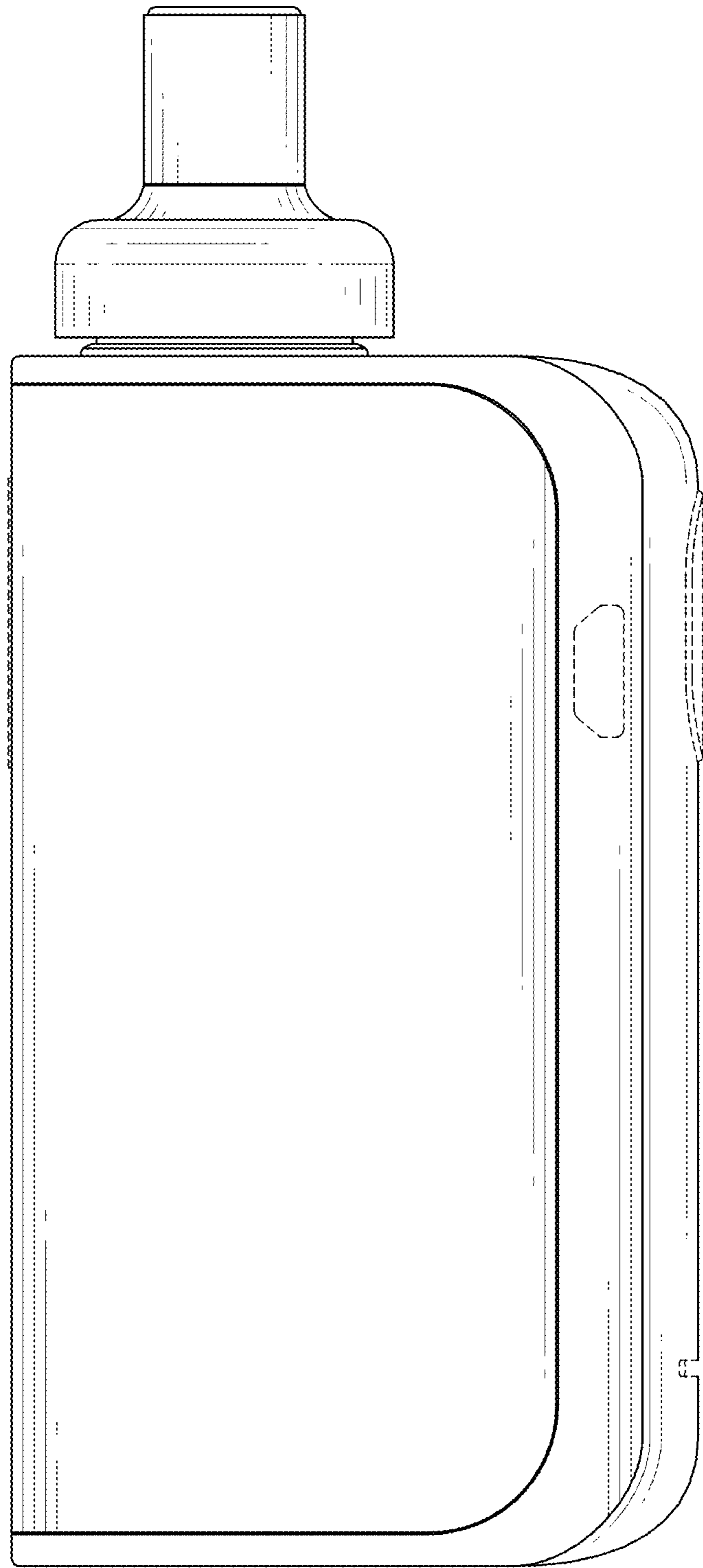


FIG. 4

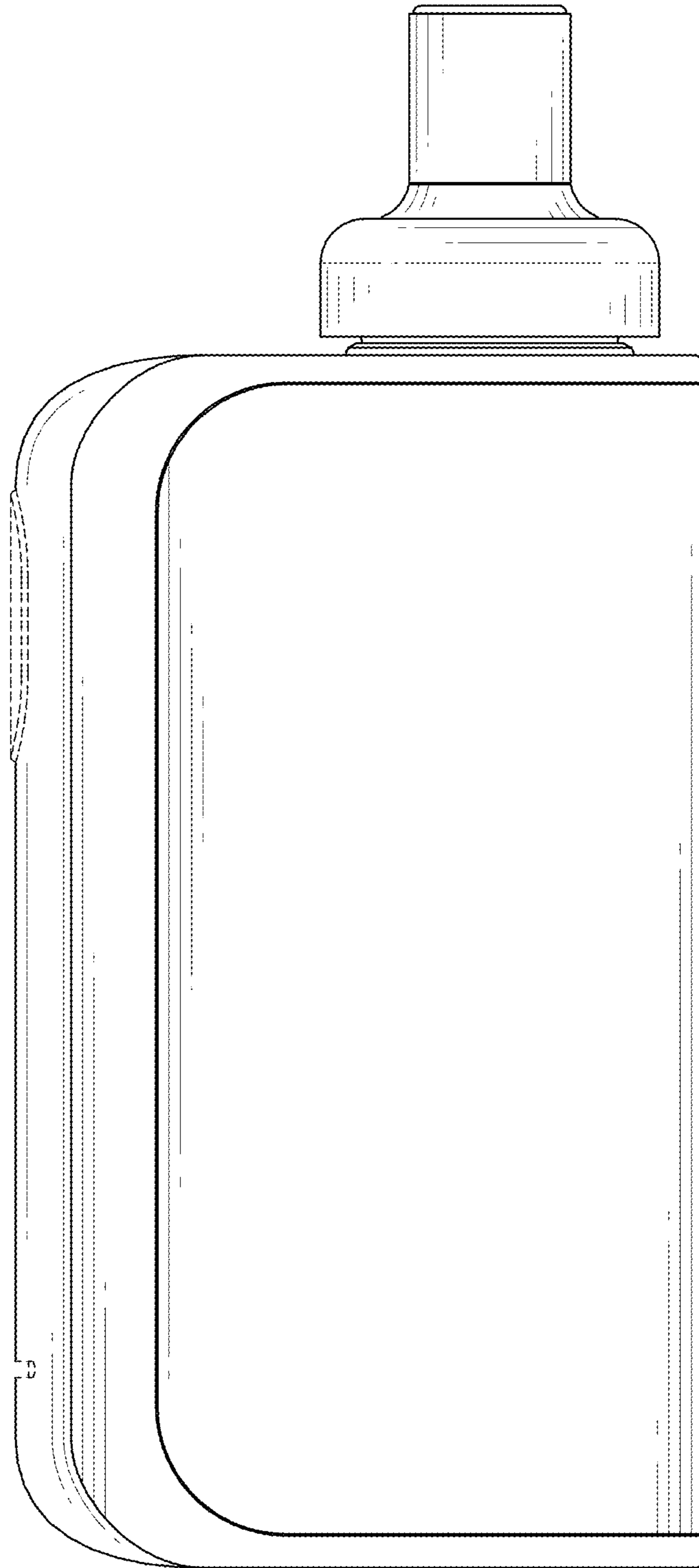


FIG. 5

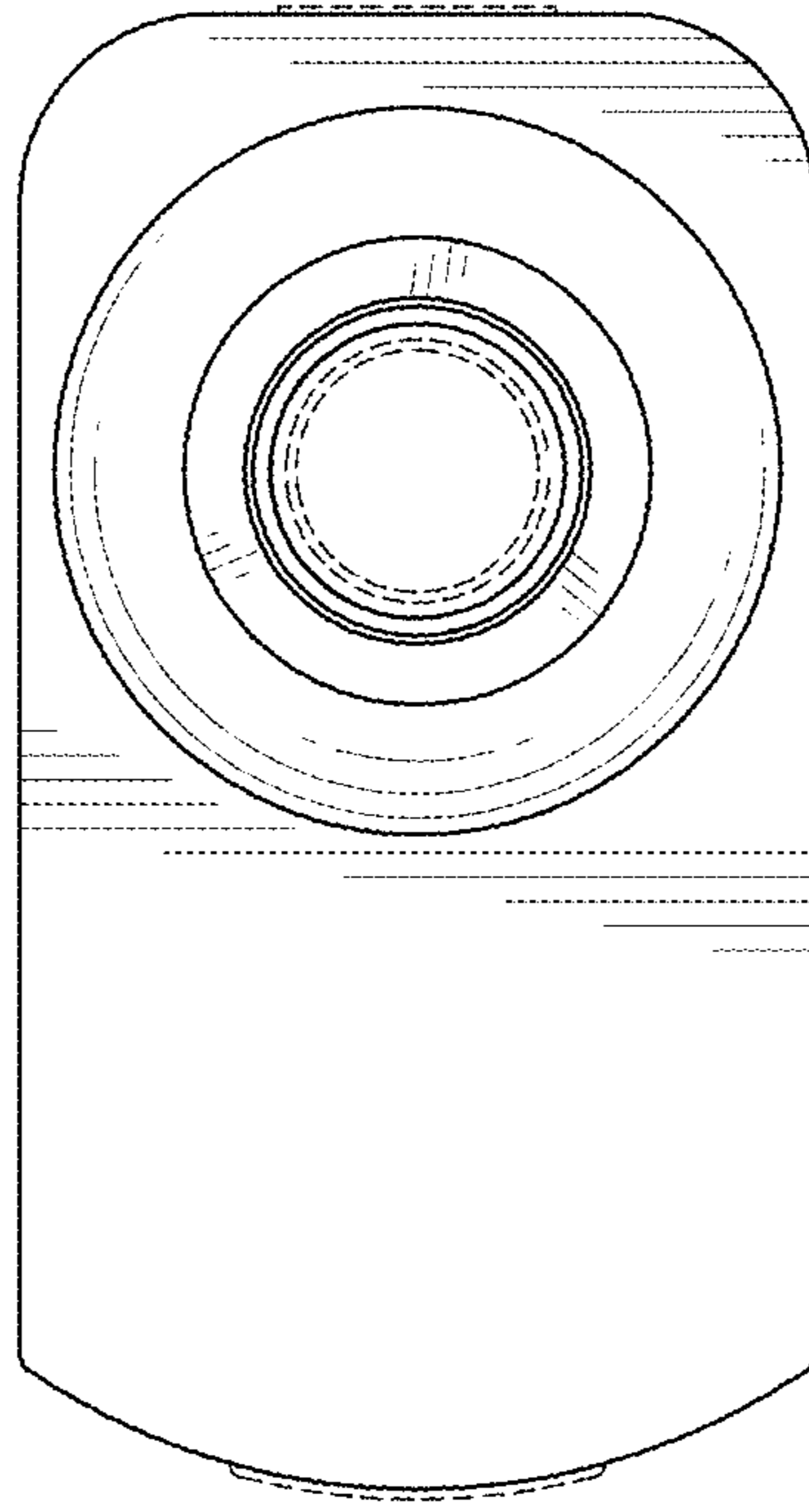


FIG. 6




FIG. 7