



US00D819873S

(12) **United States Design Patent**
Hendifar et al.

(10) **Patent No.:** **US D819,873 S**
(45) **Date of Patent:** **** Jun. 5, 2018**

- (54) **LAMP**
- (71) Applicant: **APPARATUS, LLC**, New York, NY (US)
- (72) Inventors: **Gabriel Hendifar**, Rhinebeck, NY (US); **Jeremy R. Anderson**, Rhinebeck, NY (US)
- (73) Assignee: **APPARATUS LLC**, New York, NY (US)

- D603,993 S * 11/2009 Sabernig D26/65
- D611,190 S * 3/2010 Huang D26/141
- D665,116 S * 8/2012 Chien D26/65
- D689,644 S * 9/2013 Stathis D26/65
- D741,536 S * 10/2015 Ellis D26/110
- D803,463 S * 11/2017 Couckhuyt D26/93

* cited by examiner

Primary Examiner — Brian N. Vinson

(74) *Attorney, Agent, or Firm* — Gottlieb, Rackman & Reisman, P.C.

(**) Term: **15 Years**

(21) Appl. No.: **29/598,353**

(22) Filed: **Mar. 24, 2017**

(51) **LOC (11) Cl.** **26-03**

(52) **U.S. Cl.**
USPC **D26/107**

(58) **Field of Classification Search**
USPC D26/24, 93, 95, 104, 106, 110, 107, 108
CPC F21S 6/00; F21S 6/002; F21S 6/004; F21S 6/008; F21S 8/08; F21V 21/00; F21V 21/02; F21W 2131/30
See application file for complete search history.

(56) **References Cited**

U.S. PATENT DOCUMENTS

- D391,664 S * 3/1998 Lewis D26/107
- D463,598 S * 9/2002 Sonneman D26/65

(57) **CLAIM**

The ornamental design for a lamp, as shown and described.

DESCRIPTION

FIG. 1 is a perspective view of the lamp showing my new design;

FIG. 2 a rear elevational view thereof;

FIG. 3 is a front elevational view thereof;

FIG. 4 is a left side elevational view thereof, the right side elevational view being a mirror image;

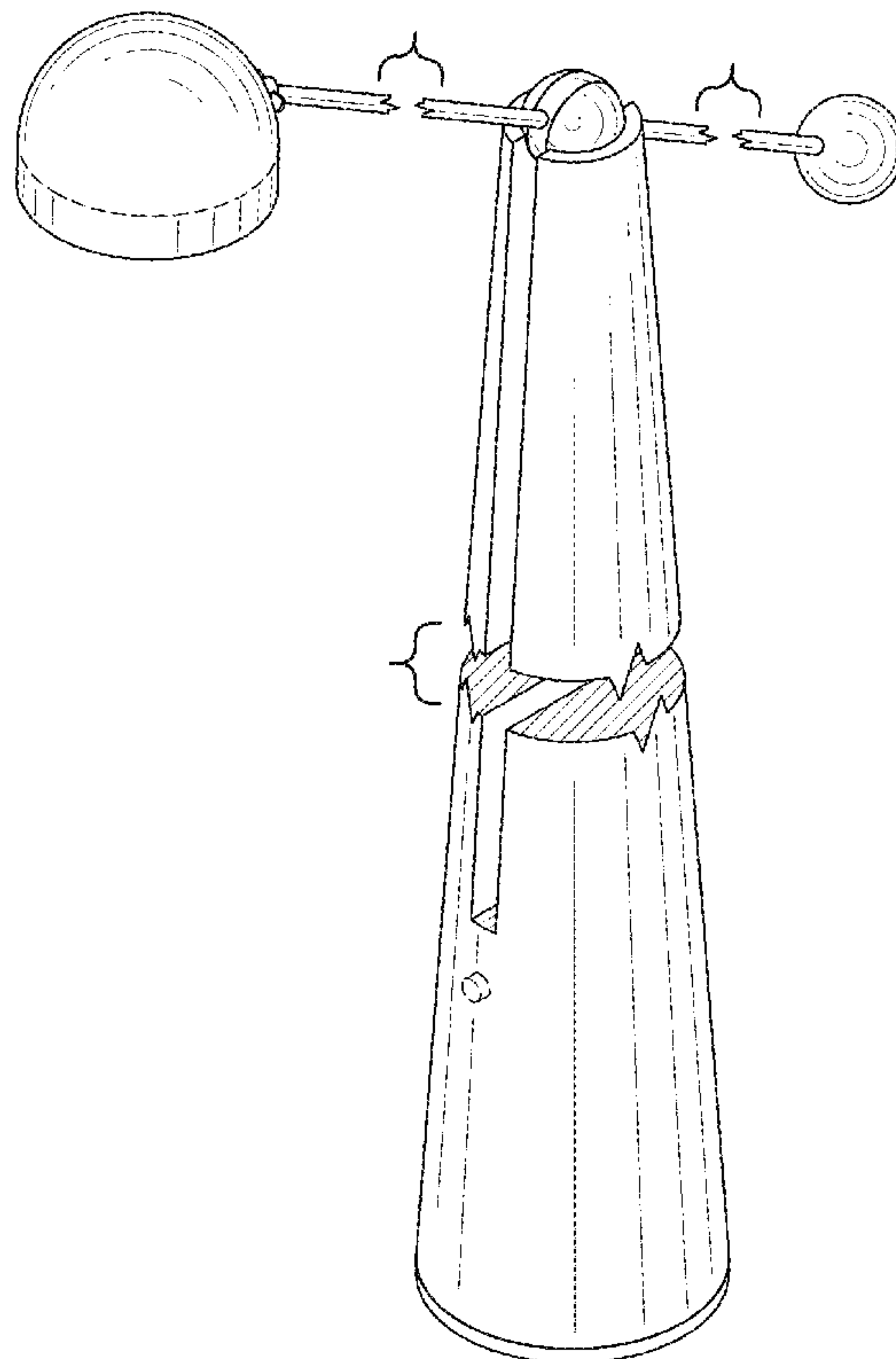
FIG. 5 is a top plan view thereof; and,

FIG. 6 is a bottom plan view thereof.

The areas between the break lines in the views form no part of the claimed design.

The broken line disclosure represents portions of the fixture which forms no part of the claimed design.

1 Claim, 6 Drawing Sheets



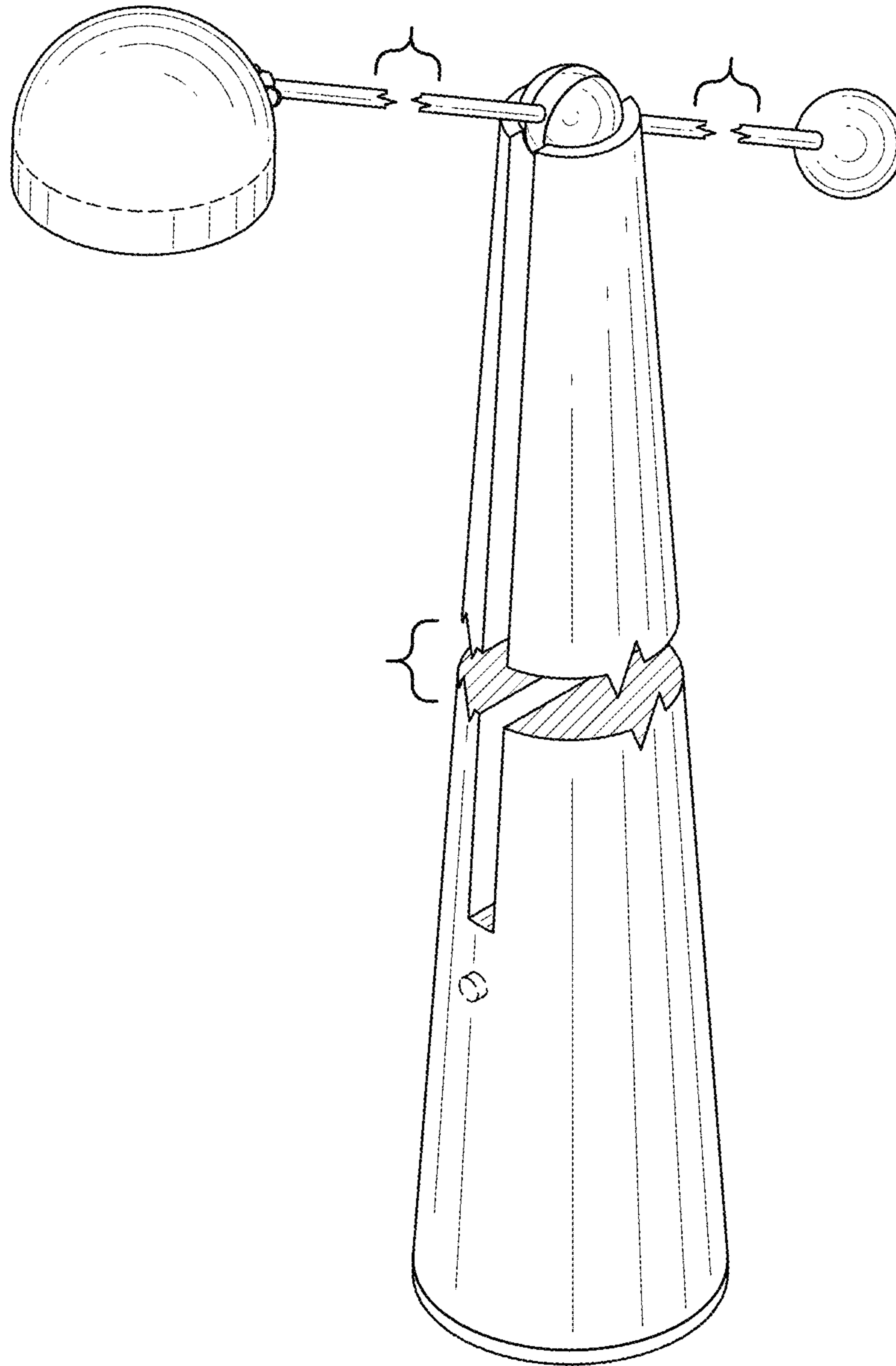


FIG. 1

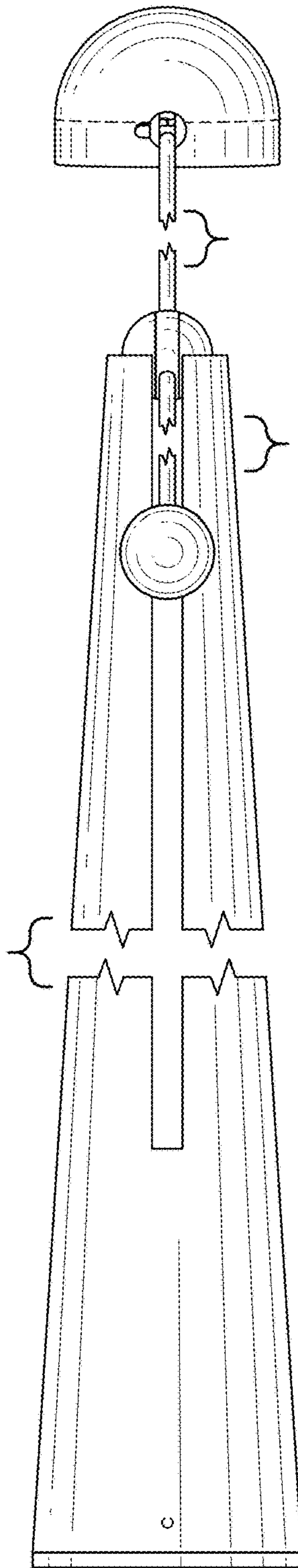


FIG. 2

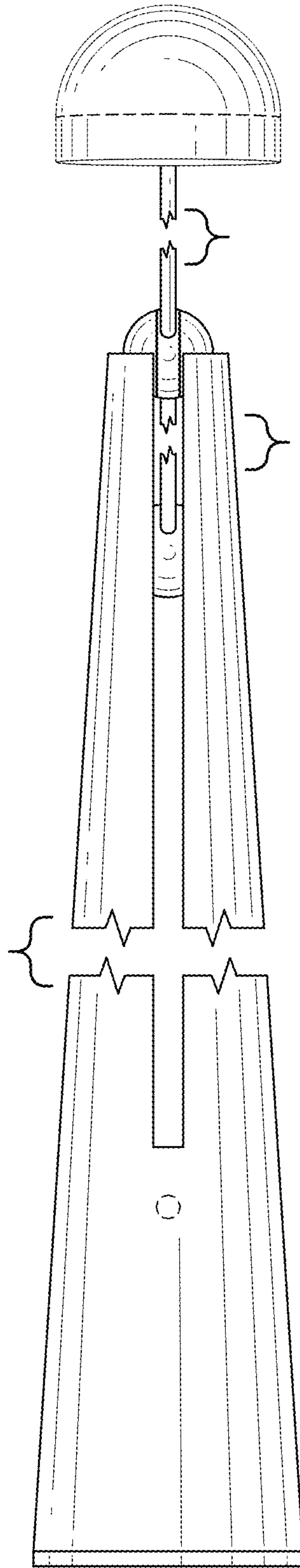


FIG. 3

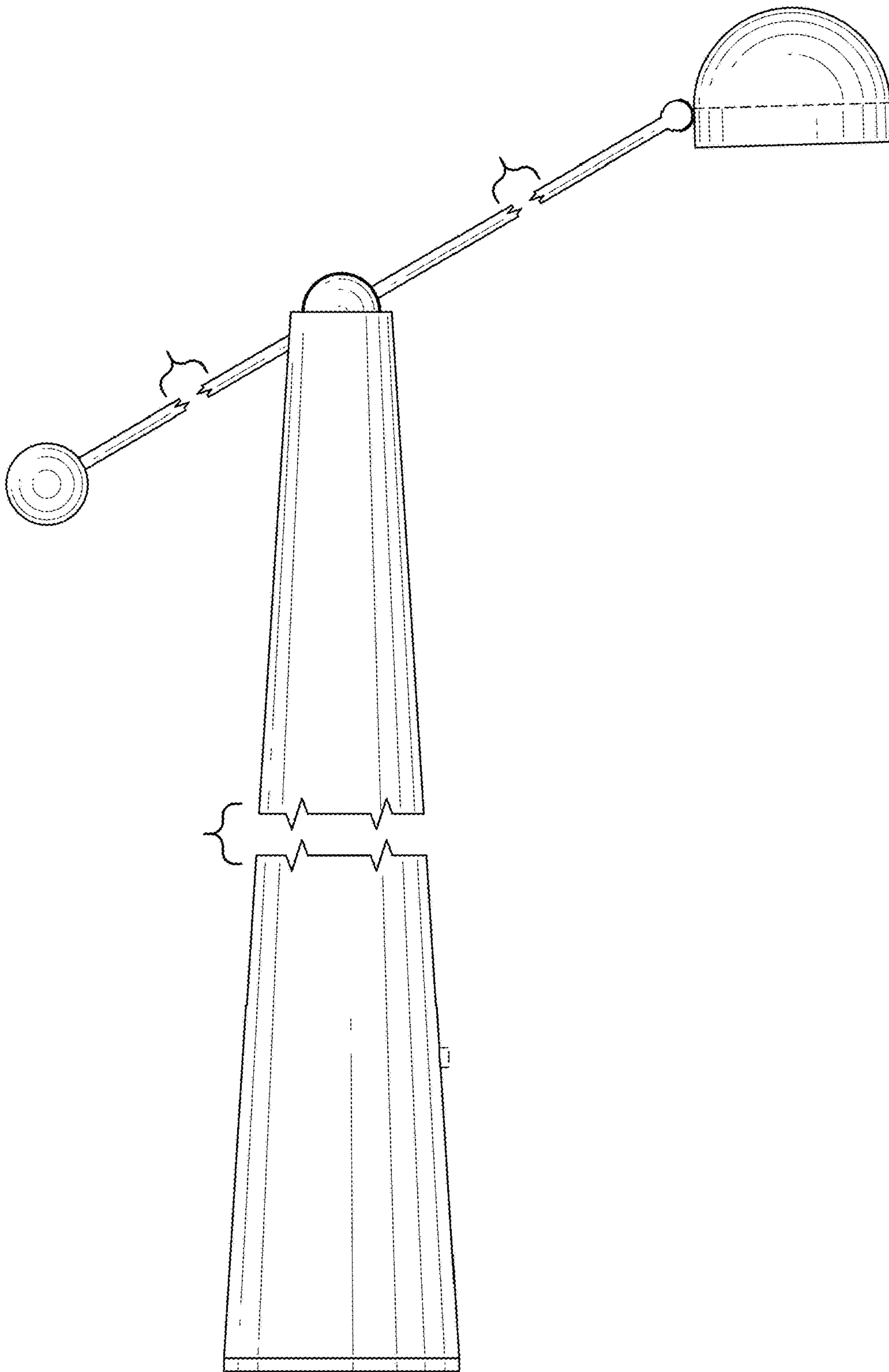


FIG. 4

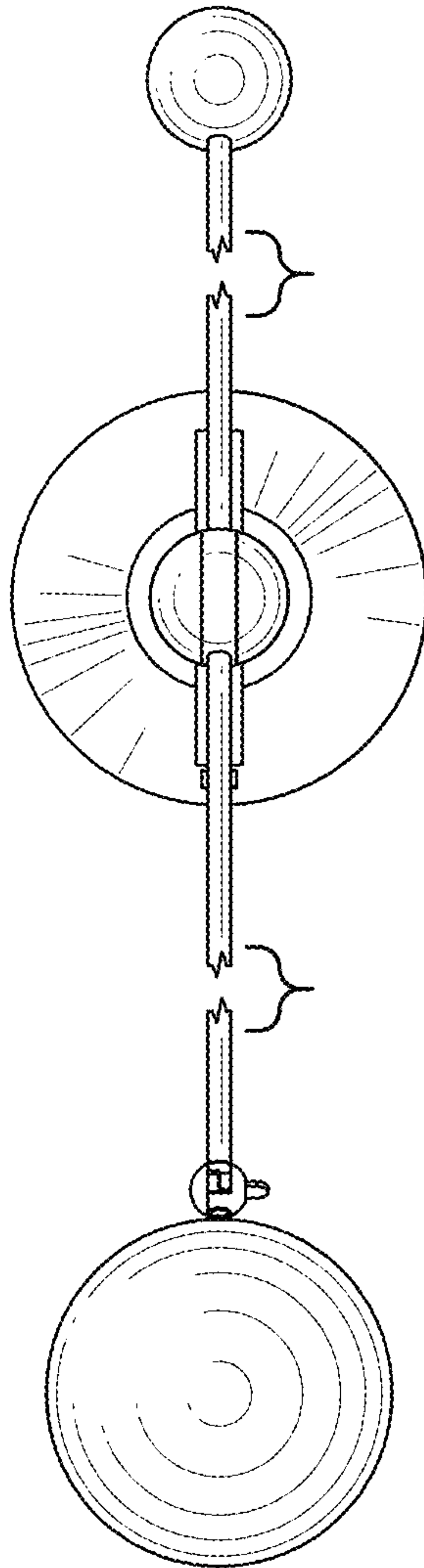


FIG. 5

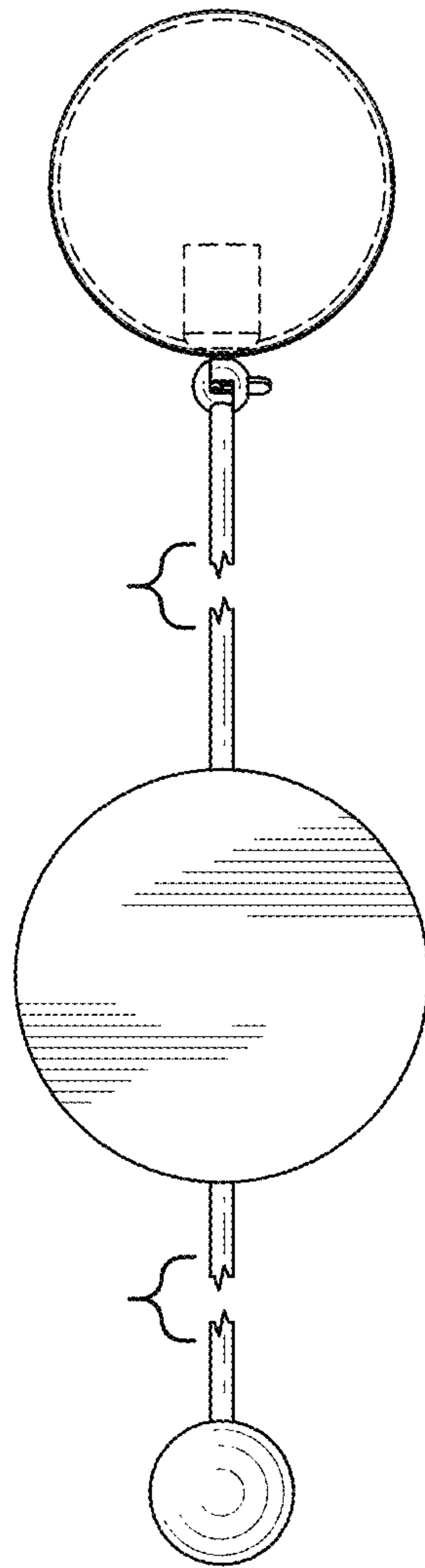


FIG. 6