



US00D819852S

(12) **United States Design Patent** (10) **Patent No.:** **US D819,852 S**
Hoffman et al. (45) **Date of Patent:** **** Jun. 5, 2018**

(54) **LIGHTING FOR A PALLET TRUCK**

(71) Applicant: **Hyster-Yale Group, Inc.**, Fairview, OR (US)

(72) Inventors: **Matthew K. Hoffman**, Greenville, NC (US); **Justin Lancaster**, Greenville, NC (US); **Jason S. Brown**, Greenville, NC (US)

(73) Assignee: **HYSTER-YALE GROUP, INC.**, Fairview, OR (US)

(**) Term: **15 Years**

(21) Appl. No.: **29/626,883**

(22) Filed: **Nov. 21, 2017**

Related U.S. Application Data

(62) Division of application No. 29/571,441, filed on Jul. 18, 2016, now Pat. No. Des. 806,917.

(51) **LOC (11) Cl.** **26-06**

(52) **U.S. Cl.**
USPC **D26/28**

(58) **Field of Classification Search**
USPC D26/28-36; 362/80-83, 267-269, 362/459-468, 475-478, 485-487
CPC F21S 48/00; F21S 48/10; F21S 48/115; F21S 48/225; F21S 48/1233; F21S 48/1266; F21S 48/1388; F21S 48/2268; F21V 21/04; B60Q 9/13; B60Q 9/135; B60Q 9/1375
See application file for complete search history.

(56) **References Cited**

U.S. PATENT DOCUMENTS

4,601,480 A 7/1986 Arwidsson
5,938,710 A 8/1999 Lanza
D632,812 S * 2/2011 Matsumoto D26/28
D717,977 S * 11/2014 Platto D26/28

D718,479 S * 11/2014 Lai D26/28
9,561,941 B1 2/2017 Watts
2007/0237612 A1 10/2007 Mammome
2007/0269299 A1 11/2007 Ross
2009/0260923 A1 10/2009 Baldini
2012/0123614 A1 5/2012 Laws
2012/0126000 A1 5/2012 Kunzig
2012/0191272 A1 7/2012 Andersen
2012/0207576 A1 8/2012 Kraft
2013/0197760 A1 8/2013 Castaneda
2014/0195127 A1 7/2014 Hoffman
2015/0213695 A1 7/2015 Carlson

FOREIGN PATENT DOCUMENTS

DE 20014472 U1 5/2001
DE 102013202093 A1 8/2014
EP 933281 A1 8/1999
EP 2100831 A1 9/2009
EP 2765101 A1 8/2014

* cited by examiner

Primary Examiner — Marcus Jackson

(74) *Attorney, Agent, or Firm* — Schwabe Williamson & Wyatt

(57) **CLAIM**

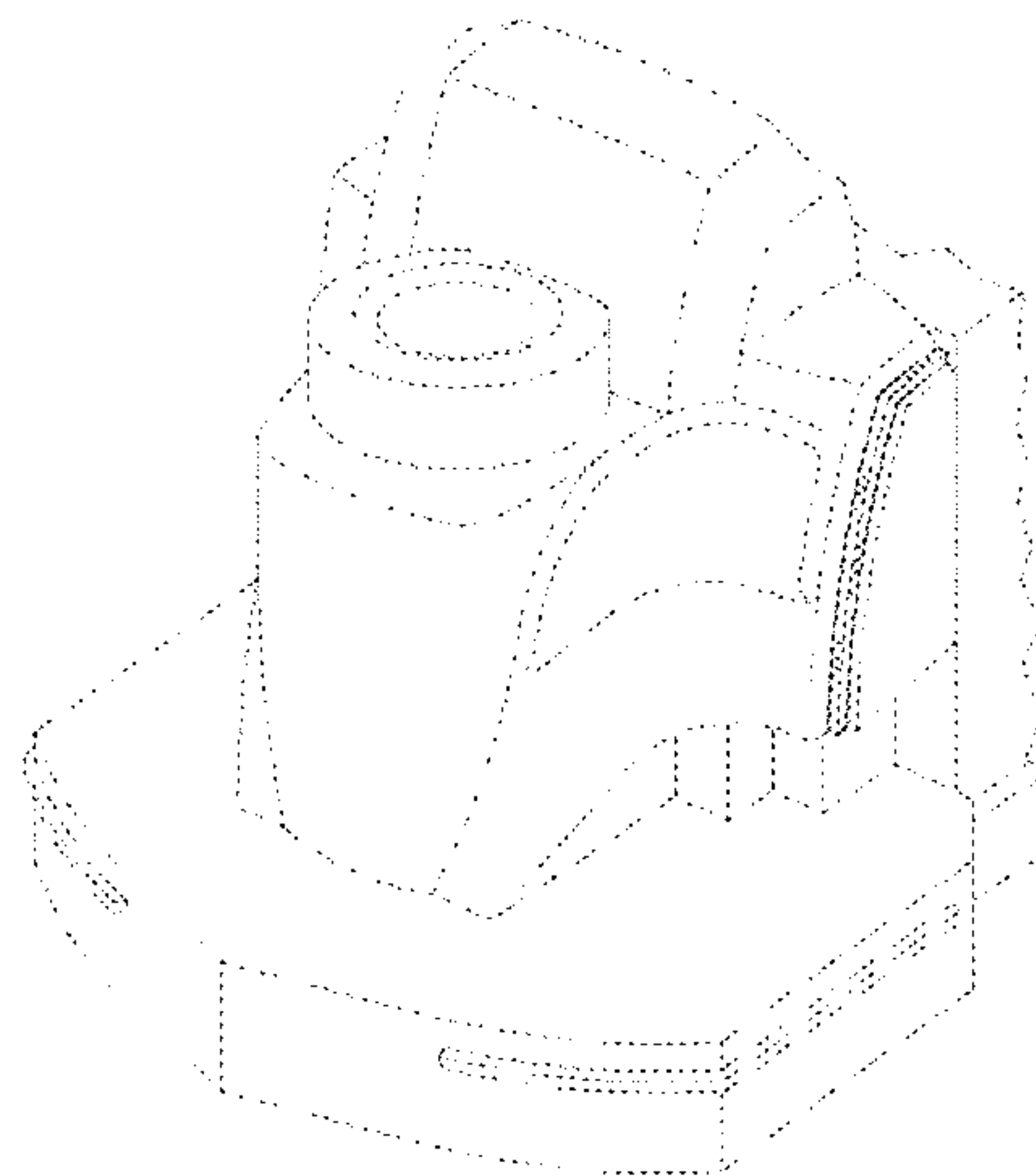
We claim the ornamental design for the lighting for a pallet truck, as shown and described.

DESCRIPTION

FIG. 1 is a left, front isometric view of a lighting configuration for a lighting for a pallet truck;
FIG. 2 is a front view of the lighting for a pallet truck of FIG. 1;
FIG. 3 is a top view of the lighting for a pallet truck of FIG. 1; and,
FIG. 4 is a right side view of the lighting for a pallet truck of FIG. 1, the left side view being a mirror image of the right side view.

In FIGS. 1-4, the broken lines indicate environmental features and form no part of the claimed design.

1 Claim, 4 Drawing Sheets



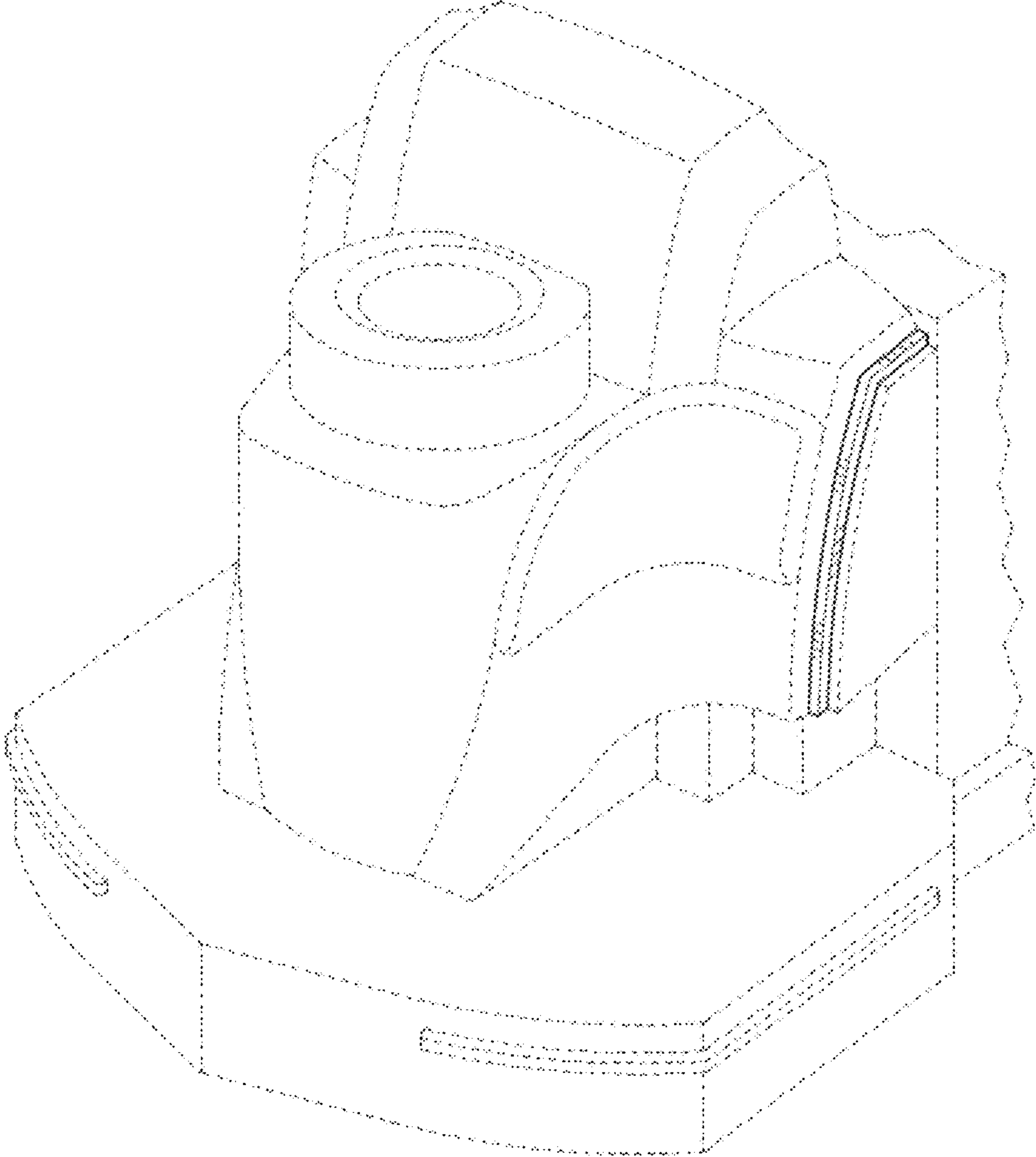


FIG. 1

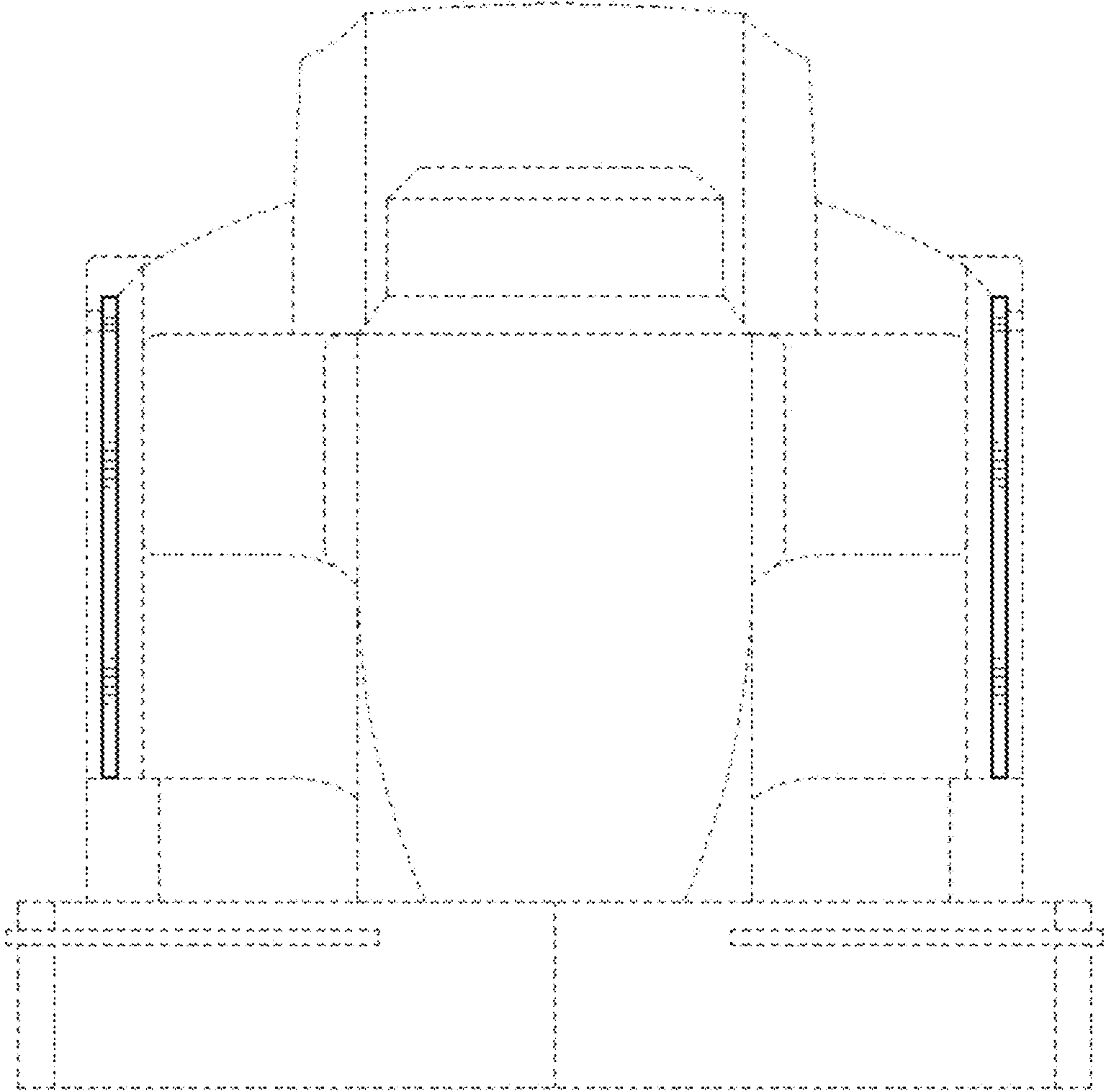


FIG. 2

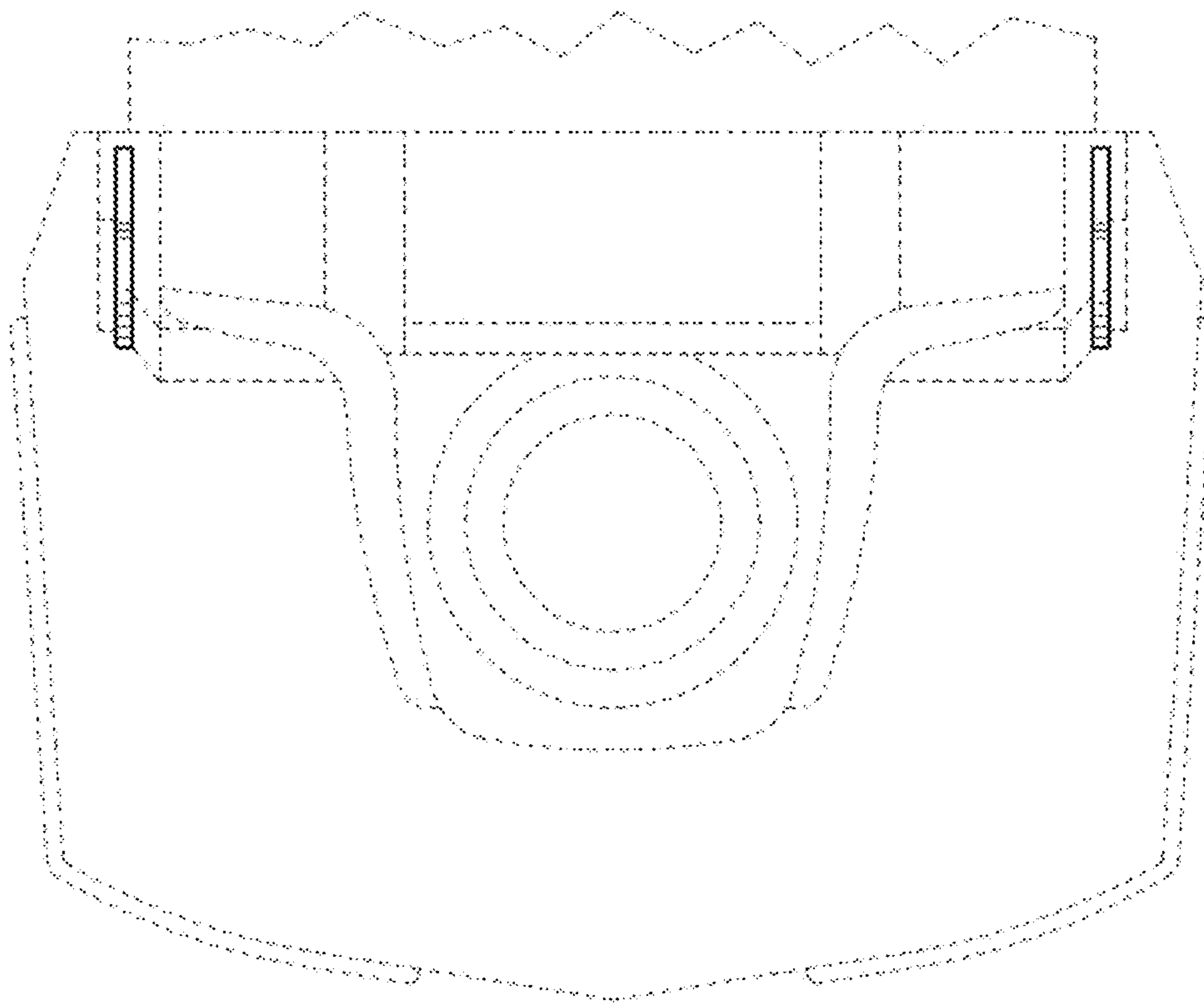


FIG. 3

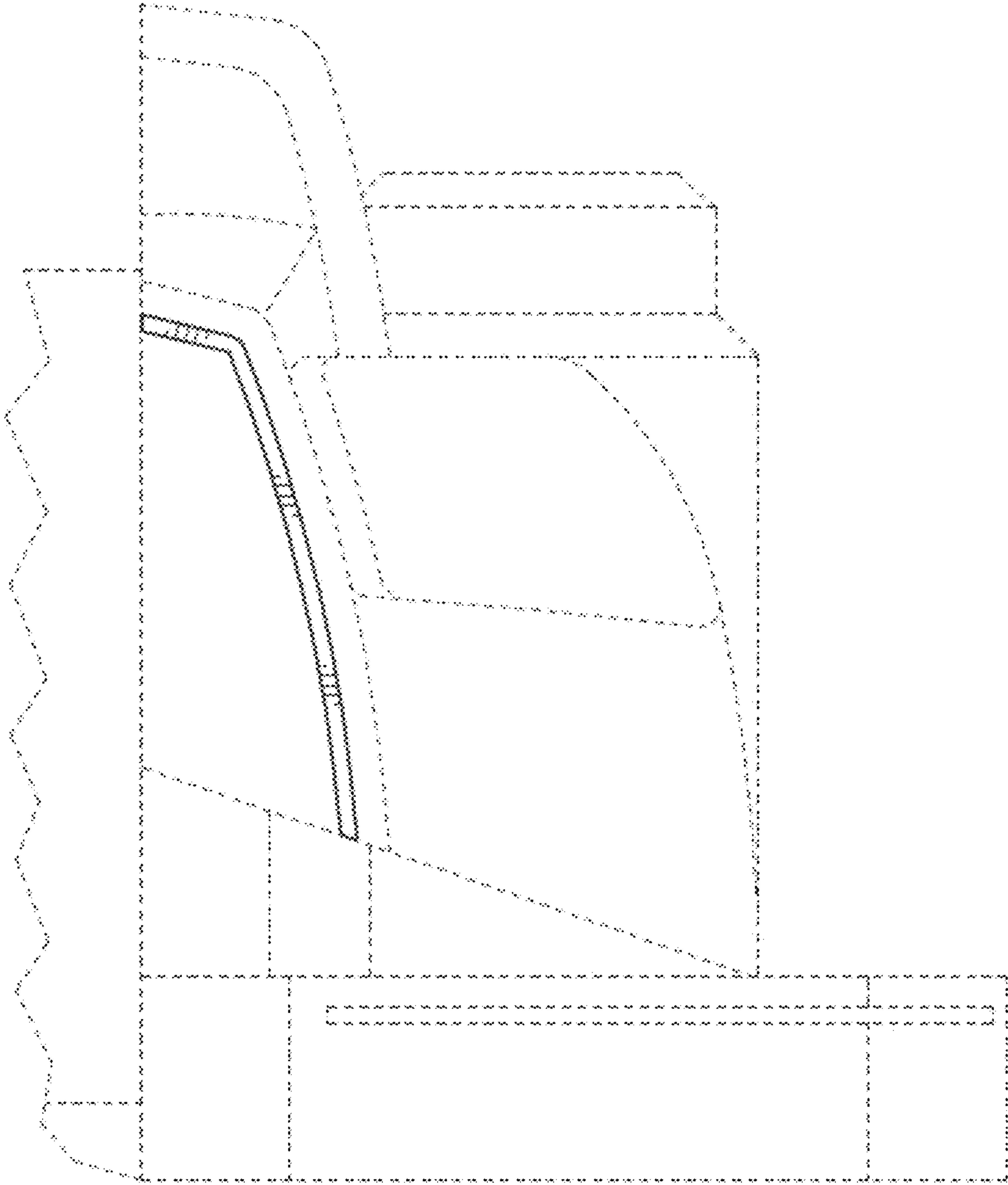


FIG. 4